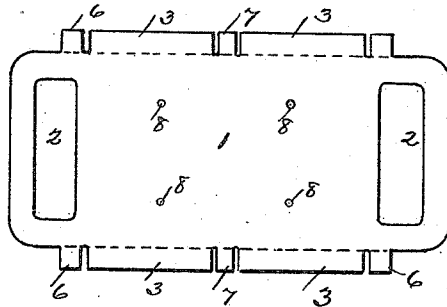
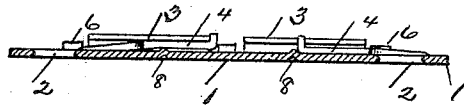
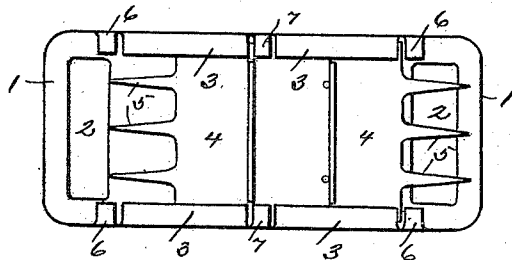


(No Model.)

C. A. MINEHART.
BUCKLE.

No. 464,885.

Patented Dec. 8, 1891.



Witness:
A. C. Harrison,
J. A. Herrou.

Inventor:
C. A. Minehart
Rev. O. D. Lewis
Att'y.

UNITED STATES PATENT OFFICE.

CHARLES ALEXANDER MINEHART, OF CALIFORNIA, PENNSYLVANIA.

BUCKLE.

SPECIFICATION forming part of Letters Patent No. 464,885, dated December 8, 1891.

Application filed April 23, 1891. Serial No. 390,201. (No model.)

To all whom it may concern:

Be it known that I, CHARLES ALEXANDER MINEHART, a citizen of the United States, residing at California, in the county of Washington and State of Pennsylvania, have invented certain new and useful Improvements in Buckle Attachments for Vests and Pants, &c.; and I do hereby declare the following to be a full, clear, and exact description of the invention, such as will enable others skilled in the art to which it pertains to make and use the same, reference being had to the accompanying drawings, which form a part of this specification.

My invention relates to an improved buckle for garments; and it consists in a plate on which the name of the owner may be stamped or engraved, having two sliding tangs arranged at the rear, together with the peculiar construction and arrangement of parts, as will be fully set forth hereinafter.

In the accompanying drawings, Figure 1 is a face view of my improved buckle, showing the manner in which the name of the owner of the garment on which the buckle is used is arranged. Fig. 2 is a rear elevation of the same. Fig. 3 is a side sectional elevation of the buckle. Fig. 4 shows the form of the blank before bending of the main portion of the buckle.

To construct a buckle in accordance with my invention I stamp from a thin sheet of metal a blank 1, having openings 2 arranged at each end of the same and provided with outwardly-extending portions 3, which are bent inwardly to form slides to confine two plates 4, capable of moving toward or away from the openings 2. These plates 4 are provided with integral tangs 5 for the purpose of

engaging with the straps, which are passed through the openings 2. Formed integral with the blank 1 and near each end of the same are small pieces 6, which when bent inwardly and in close contact with the blank form stops and will prevent the plates 4 from moving forward but a limited distance. Similar pieces 7 at the middle of the plate 1 will regulate the inward movement of the said plates, and small indentations 8, formed at suitable points in the plate, will serve to retard the movement of the sliding plates 4.

This buckle when placed at the rear of a vest or pantaloons will remain at the center as the two straps are drawn from each side, and the smooth outer surface of the blank 1 serves as a plate to stamp the owner's name and address, together with an advertisement of the maker's name and address.

Having thus described my invention, I claim—

The herein-described double buckle, consisting of the base-plate 1, having openings 2, formed near each end of the same, the sliding pieces 4, provided with tangs 5, the inwardly-bent portions 3 to form slides, and the stops 6 7 to limit the movement of the said sliding pieces 4, and the said buckle having a large exposed surface for the purpose of stamping the owner's name thereon, substantially as and for the purpose set forth and described.

In testimony that I claim the foregoing I hereunto affix my signature this 20th day of April, A. D. 1891.

CHARLES ALEXANDER MINEHART. [L. S.]

In presence of—
CHARLES LARGE,
M. E. HARRISON.