



US00D623795S

(12) **United States Design Patent**
Ngai et al.

(10) **Patent No.:** **US D623,795 S**

(45) **Date of Patent:** **** *Sep. 14, 2010**

(54) **OLED LIGHTING FIXTURE WITH SUSPENSION**

(75) Inventors: **Peter Y. Y. Ngai**, Alamo, CA (US);
Frank A. Friedman, Mill Valley, CA (US)

(73) Assignee: **ABL IP Holding, LLC**, Conyers, GA (US)

(*) Notice: This patent is subject to a terminal disclaimer.

(**) Term: **14 Years**

(21) Appl. No.: **29/343,252**

(22) Filed: **Sep. 9, 2009**

(51) **LOC (9) Cl.** **26-03**

(52) **U.S. Cl.** **D26/88; D26/120**

(58) **Field of Classification Search** D26/88,
D26/89, 118, 121, 122, 128, 131, 132, 135;
362/34, 84, 147, 404-408, 453-456

See application file for complete search history.

(56) **References Cited**

U.S. PATENT DOCUMENTS

D53,152 S * 4/1919 Irwin D26/135

(Continued)

OTHER PUBLICATIONS

WAC Lighting OLED prototype shown and described in Thomas Net News article of May 26, 2009. Downloaded from <http://news.thomasnet.com/companystory/827327>. (9 pages).*

(Continued)

Primary Examiner—Clare E Heflin

(74) *Attorney, Agent, or Firm*—Beeson Skinner Beverly

(57) **CLAIM**

The ornamental design for an OLED lighting fixture with suspension, as shown and described.

DESCRIPTION

FIG. 1 is a bottom perspective view of an OLED lighting fixture with suspension showing our new design;

FIG. 2 is a top perspective view thereof;

FIG. 3 is a front elevational view thereof; the rear elevation, and the left and right side elevations being identical thereto;

FIG. 4 is a rotated elevational view thereof; and

FIG. 5 is a bottom plan view thereof.

FIG. 6 is a bottom perspective view of an OLED lighting fixture with suspension showing an alternative embodiment of our new design;

FIG. 7 is a top perspective view thereof;

FIG. 8 is a front elevational view thereof; the rear elevation, and the left and right side elevations being identical thereto;

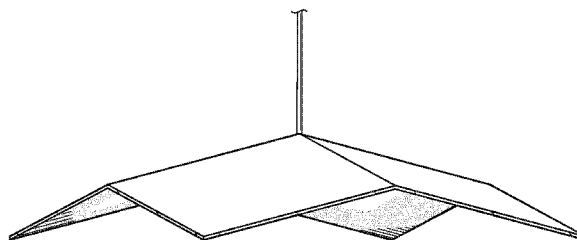
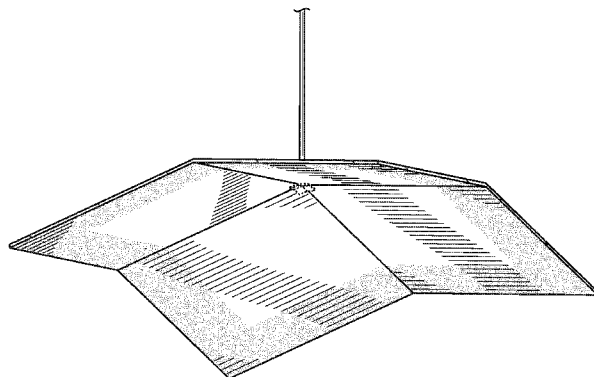
FIG. 9 is a rotated elevational view thereof; and,

FIG. 10 is a bottom plan view thereof.

“OLED” means Organic Light-Emitting Diode. The characteristic feature of the design resides in the overall shape of the OLED lighting fixture in combination with an illumination pattern on the bottom surface of the lighting fixture when turned on and further in combination with a suspension element. The suspension element could be a flexible cable or a rigid stem. In FIGS. 1-4 and 6-9, the revealed top surface of the OLED lighting fixture has no surface shading to indicate that the visual characteristics of the top of the OLED lighting fixture form no part of the claimed design. The stippled surface on the bottom of the lighting fixture indicates an area of illumination when the OLED lighting fixture is turned on. The non-stippled surface on the bottom of the lighting fixture indicates an area that is not illuminated when the OLED lighting fixture is turned on. The area of the OLED lighting fixture represented by the stippled surface can be transparent, translucent or opaque, and the area represented by the non-stippled surface can be transparent, translucent or opaque. These separate illuminated and non-illuminated areas do not have to exhibit the same transparent, translucent or opaque characteristic.

The suspension element of the design is cut-away at the top to indicate indeterminate length. In FIGS. 1, 5-6, and 10, the broken line showing of a suspension element attachment cap at the bottom of the OLED lighting fixture is provided for illustrative purposes only and forms no part of the claimed design.

1 Claim, 10 Drawing Sheets



U.S. PATENT DOCUMENTS

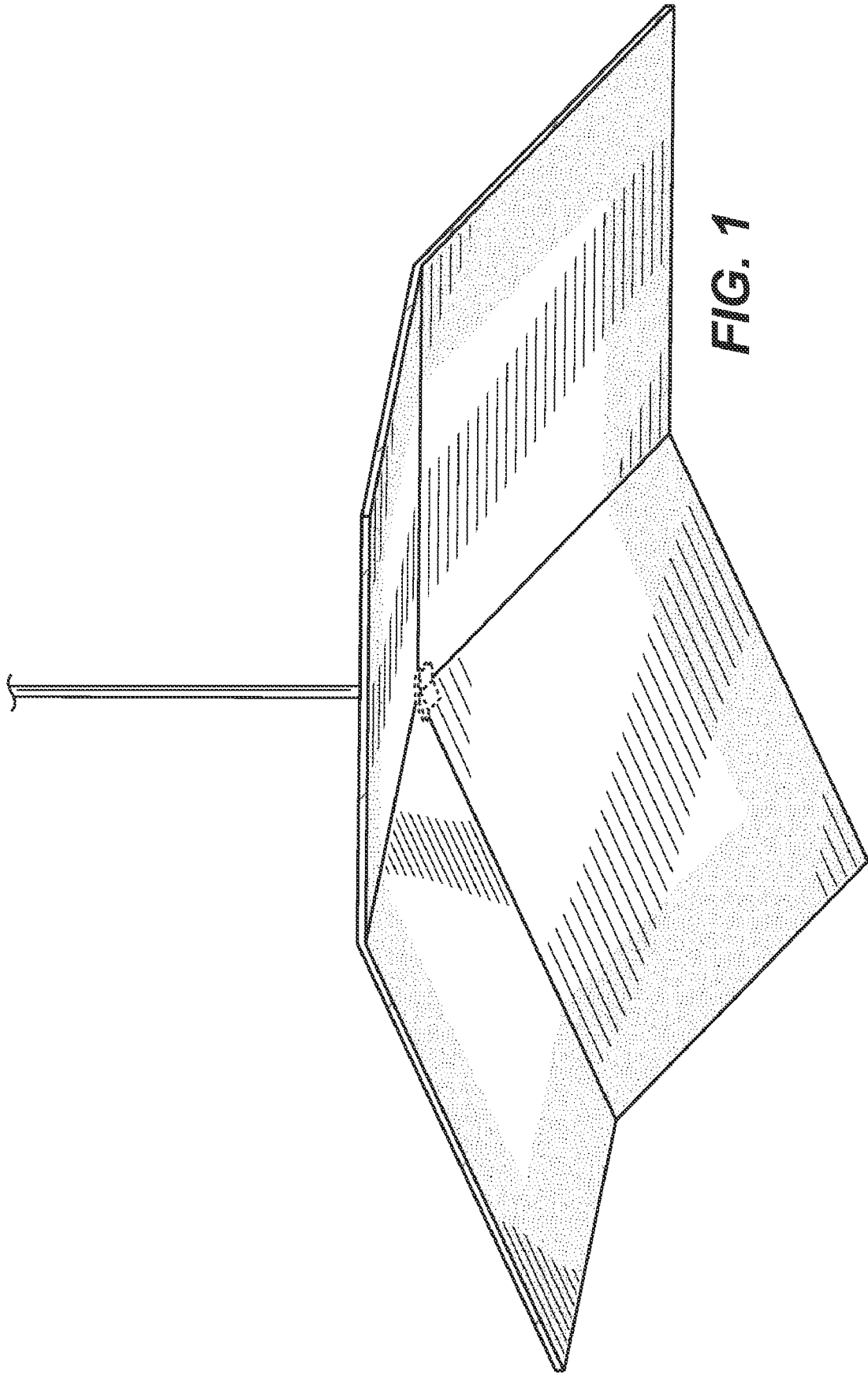
D79,375 S * 9/1929 Lazerson D26/88
 D94,669 S * 2/1935 Drake D20/99
 D150,095 S * 6/1948 Novin D26/131
 D185,976 S * 8/1959 Meyer D26/122
 D205,004 S * 6/1966 Meyer D26/122
 D208,461 S * 9/1967 Morgan D26/120
 D251,630 S * 4/1979 Larson D26/128
 D257,643 S * 12/1980 Zurcher D26/85
 D293,723 S * 1/1988 Buttner D26/129
 D325,998 S * 5/1992 Shaw D26/131
 D362,081 S * 9/1995 Bilbrey D26/120
 RE35,132 E * 12/1995 Bay et al. 362/34
 5,557,869 A * 9/1996 Douglas 362/34
 6,367,942 B1 * 4/2002 Bauer 362/34
 D464,462 S * 10/2002 Shieh D26/132
 6,565,231 B1 * 5/2003 Cok 362/227
 6,952,079 B2 * 10/2005 Shiang et al. 362/84
 D548,872 S * 8/2007 Dubbeldam et al. D26/85
 D563,589 S * 3/2008 Hariri et al. D26/88

D581,090 S * 11/2008 Colleran et al. D26/122
 D584,848 S * 1/2009 Menke D26/88
 D595,890 S * 7/2009 Sabernig D26/88
 D596,784 S * 7/2009 Silver D26/88
 D600,399 S * 9/2009 Sonobe D26/121

OTHER PUBLICATIONS

George Kovacs Checked Glass 18" Wide Pendant Light—item#EUJ3589 from EuroStyleLighting.com. Downloaded Oct. 8, 2009.*
 Eurofase Intertwining Vines Plate Glass Square Pendant—Item#EUH5078 from eurostylelighting.com on Oct. 8, 2009.*
 All OLED Light fixtures shown in article “OLED—The Flexible, Power-efficient Future of Lighting” in Ecofriend.org blog dated Jul. 30, 2008. (5 pages).*
 Phillipe Collection 23½" Wide Pendant Light—Item#EU58143 from Eurostylelighting.com on Oct. 8, 2009. (2 pages).*

* cited by examiner



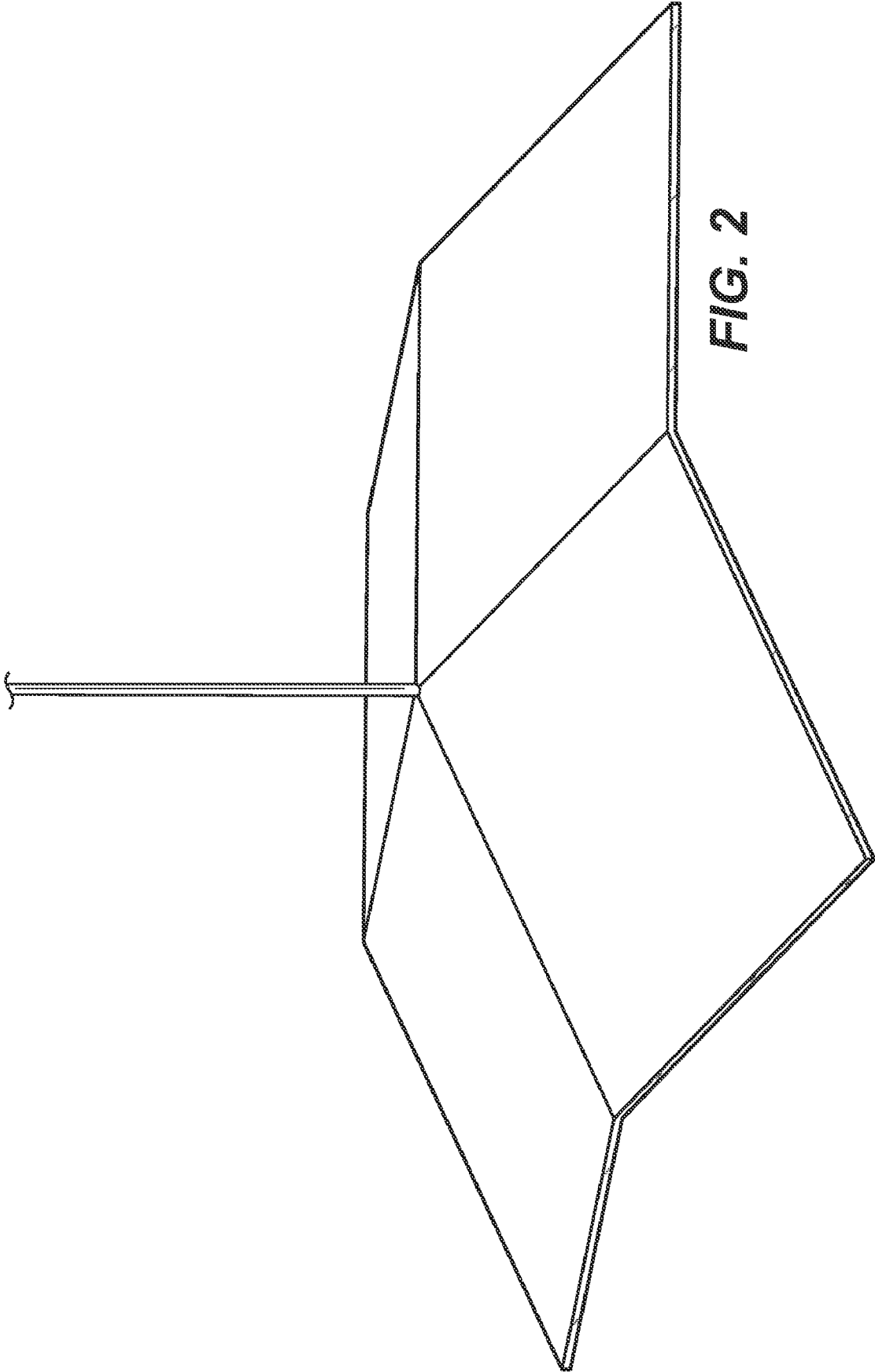


FIG. 2

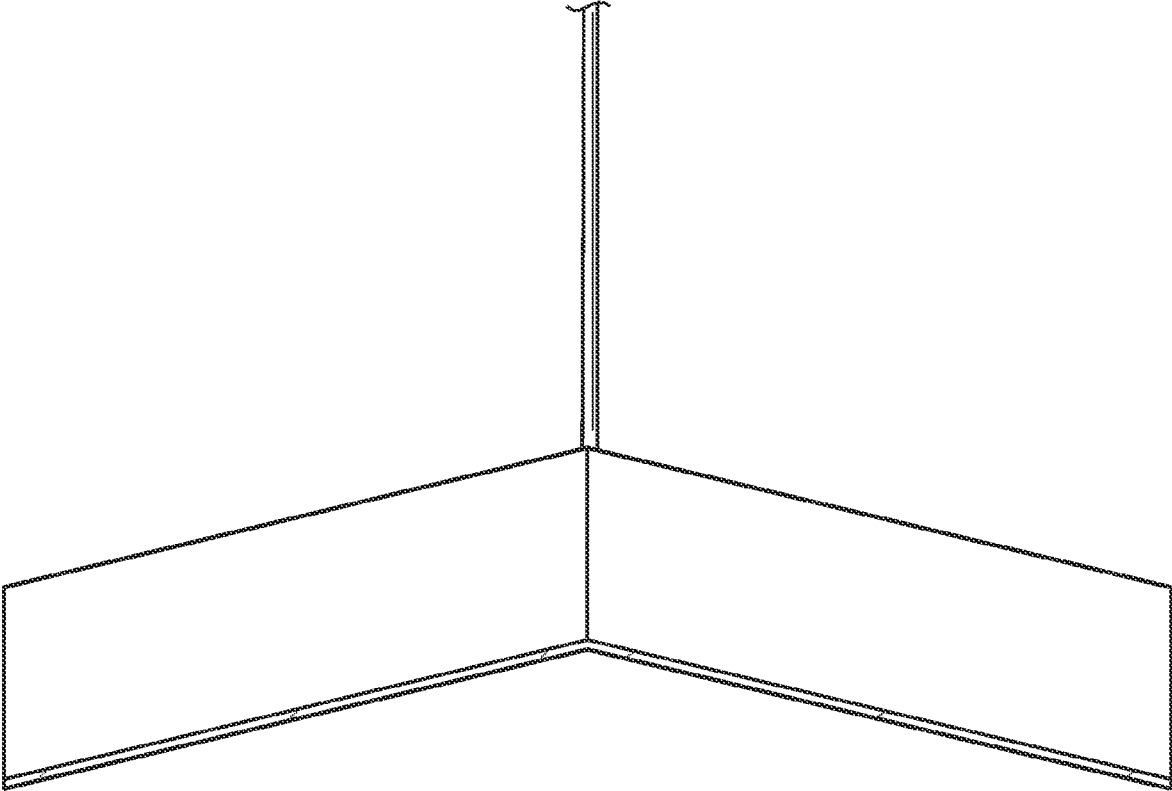


FIG. 3

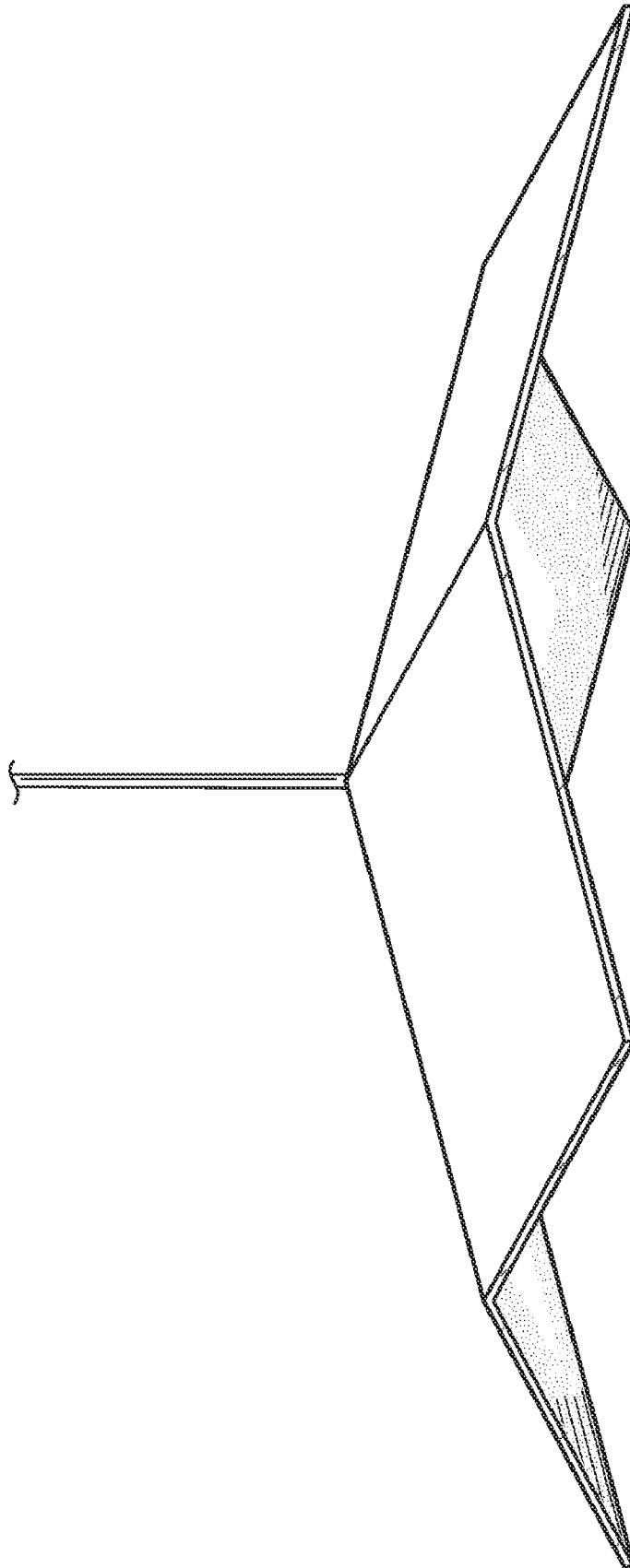


FIG. 4




FIG. 5

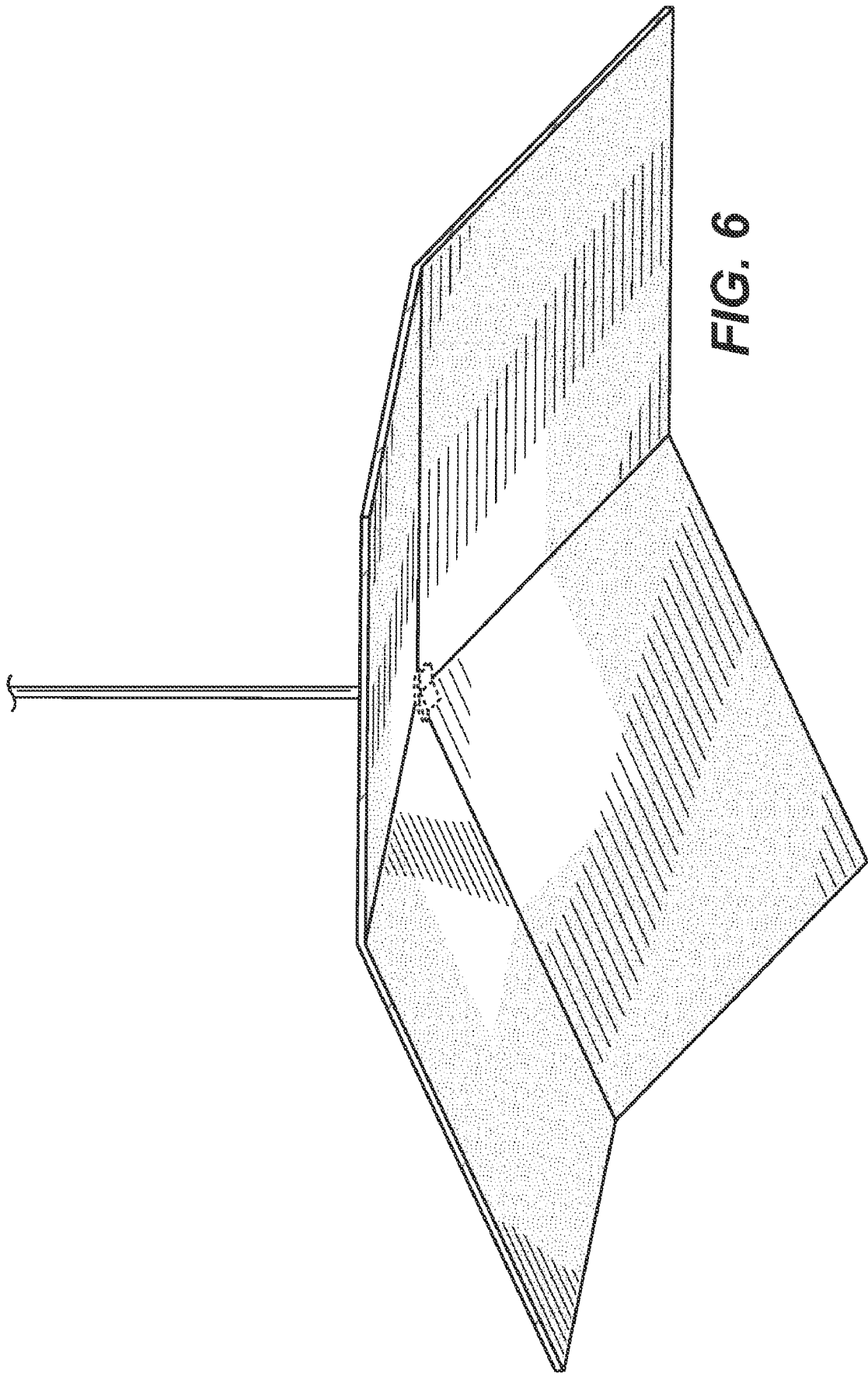


FIG. 6

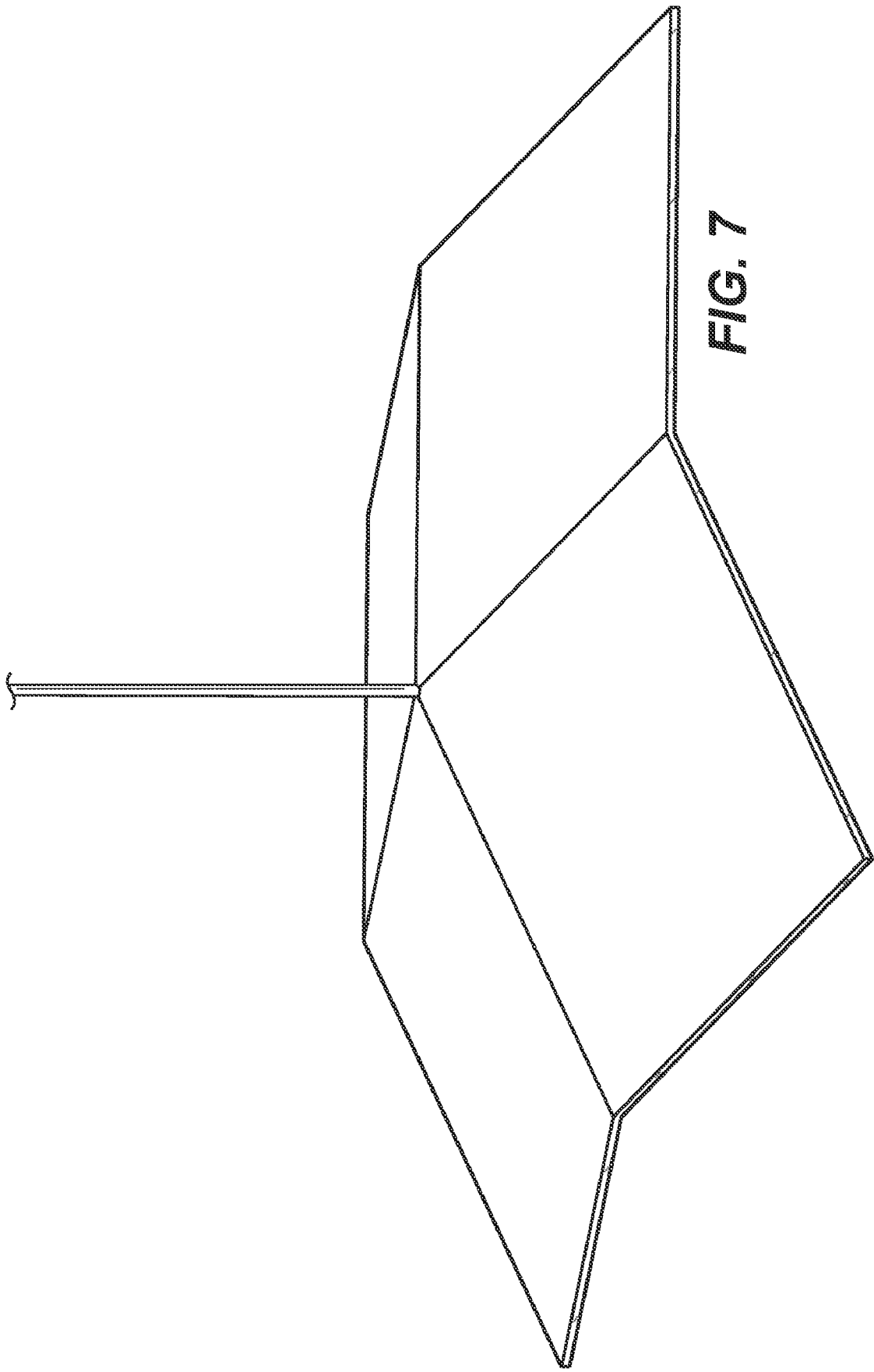


FIG. 7

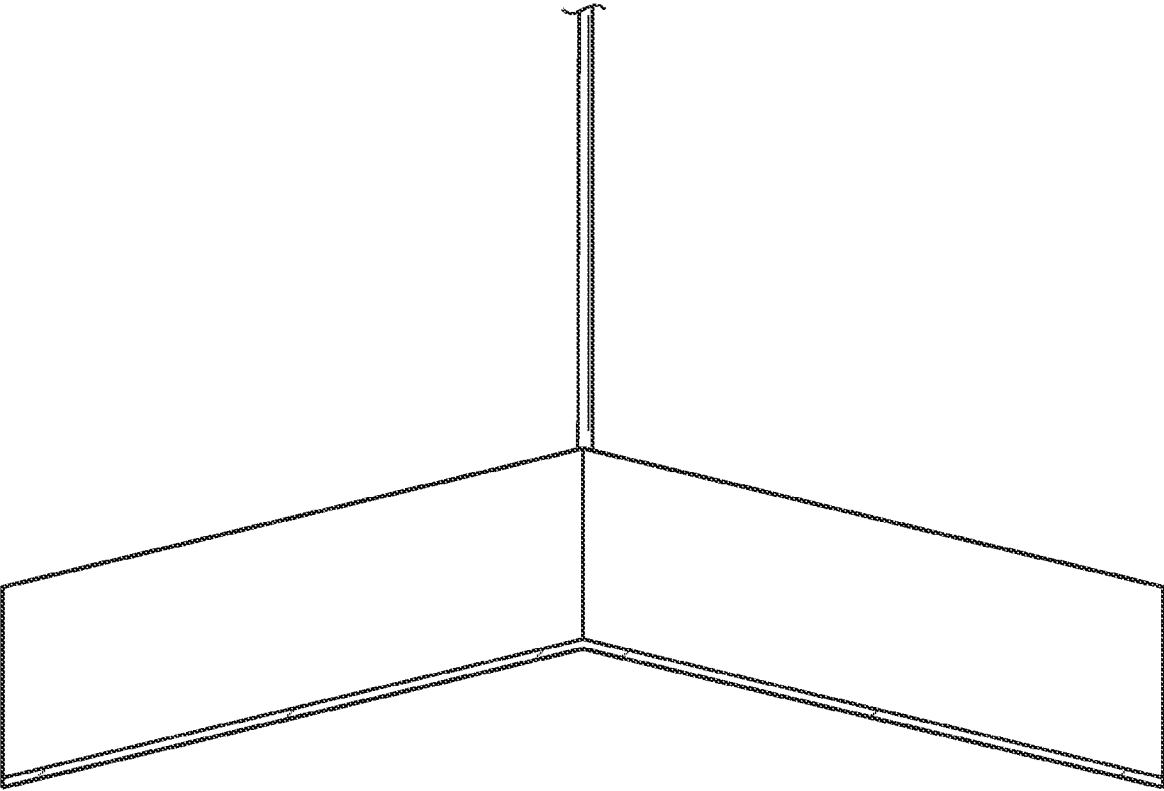


FIG. 8

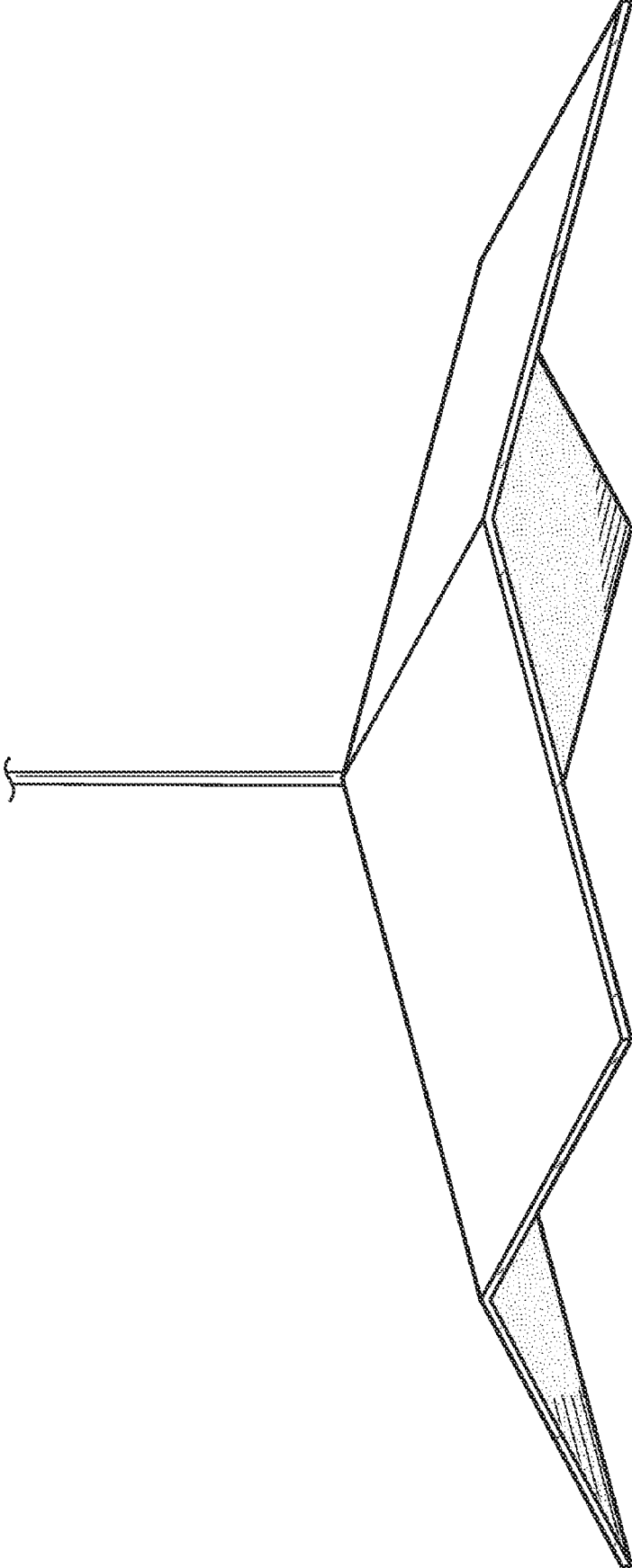


FIG. 9




FIG. 10