



US00D498596S

(12) **United States Design Patent**
Cortez et al.

(10) **Patent No.:** **US D498,596 S**

(45) **Date of Patent:** **** Nov. 23, 2004**

(54) **CLOTHES HANGER CADDY**

(76) Inventors: **David V. Cortez**, 2827 W. 152nd St.,
Gardena, CA (US) 90249; **Jennie L.
Cortez**, 2827 W. 152nd St., Gardena,
CA (US) 90249

(**) Term: **14 Years**

(21) Appl. No.: **29/179,806**

(22) Filed: **Apr. 15, 2003**

(51) **LOC (7) Cl.** **06-08**

(52) **U.S. Cl.** **D6/319; D6/327**

(58) **Field of Search** D6/319, 315, 317,
D6/320, 323, 512, 553; D8/349, 354, 367;
211/86.01, 113; 223/DIG. 4; 248/682, 339,
690

(56) **References Cited**

U.S. PATENT DOCUMENTS

D33,409 S * 10/1900 Covert D8/372
D171,872 S * 3/1954 Waldron D6/327
D214,891 S * 8/1969 Bartholomew D6/323

D217,954 S * 7/1970 Nathanson D8/367
D224,959 S * 10/1972 Dauray et al. D8/367
D234,186 S * 1/1975 Langston D8/367
D272,231 S * 1/1984 Black, Jr. D8/349
D330,157 S * 10/1992 Peters D8/367
D391,145 S * 2/1998 Costa D8/367

* cited by examiner

Primary Examiner—Prabhakar Deshmukh

Assistant Examiner—Daniel Bui

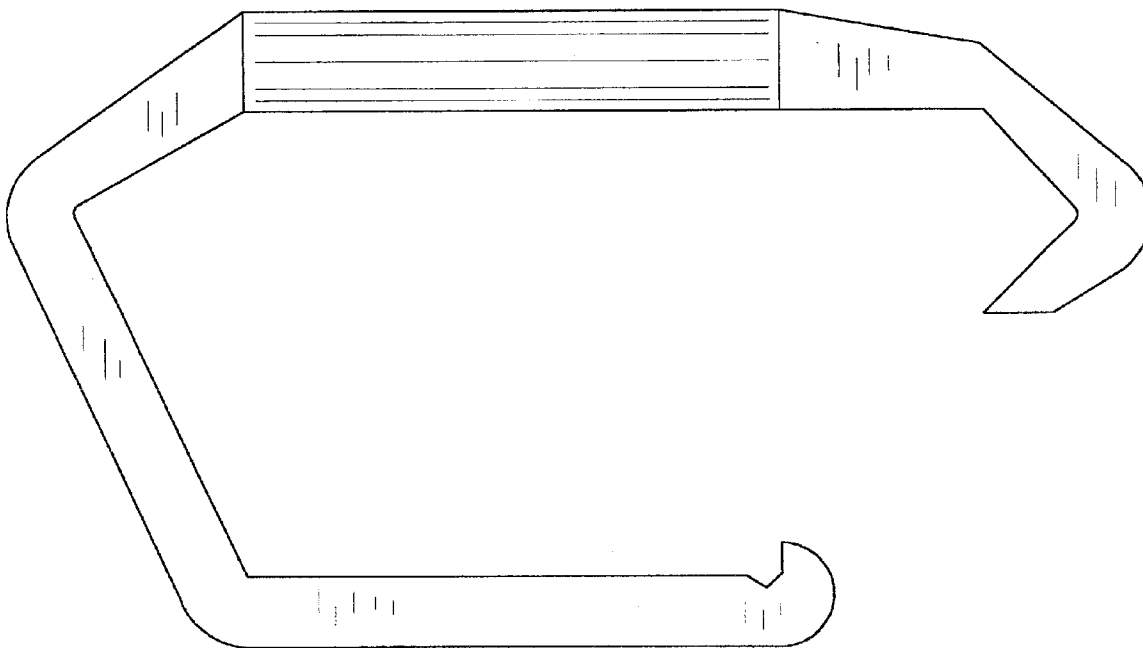
(57) **CLAIM**

The ornamental design for a clothes hanger caddy, as shown and described.

DESCRIPTION

FIG. 1 is a front elevational view of a clothes hanger caddy showing our new design, the rear elevational view being a mirror image thereof;
FIG. 2 is a side view, taken from the right side of FIG. 1;
FIG. 3 is a side view, taken from the left side of FIG. 1;
FIG. 4 is a top plan view thereof; and,
FIG. 5 is a bottom plan view thereof.

1 Claim, 3 Drawing Sheets



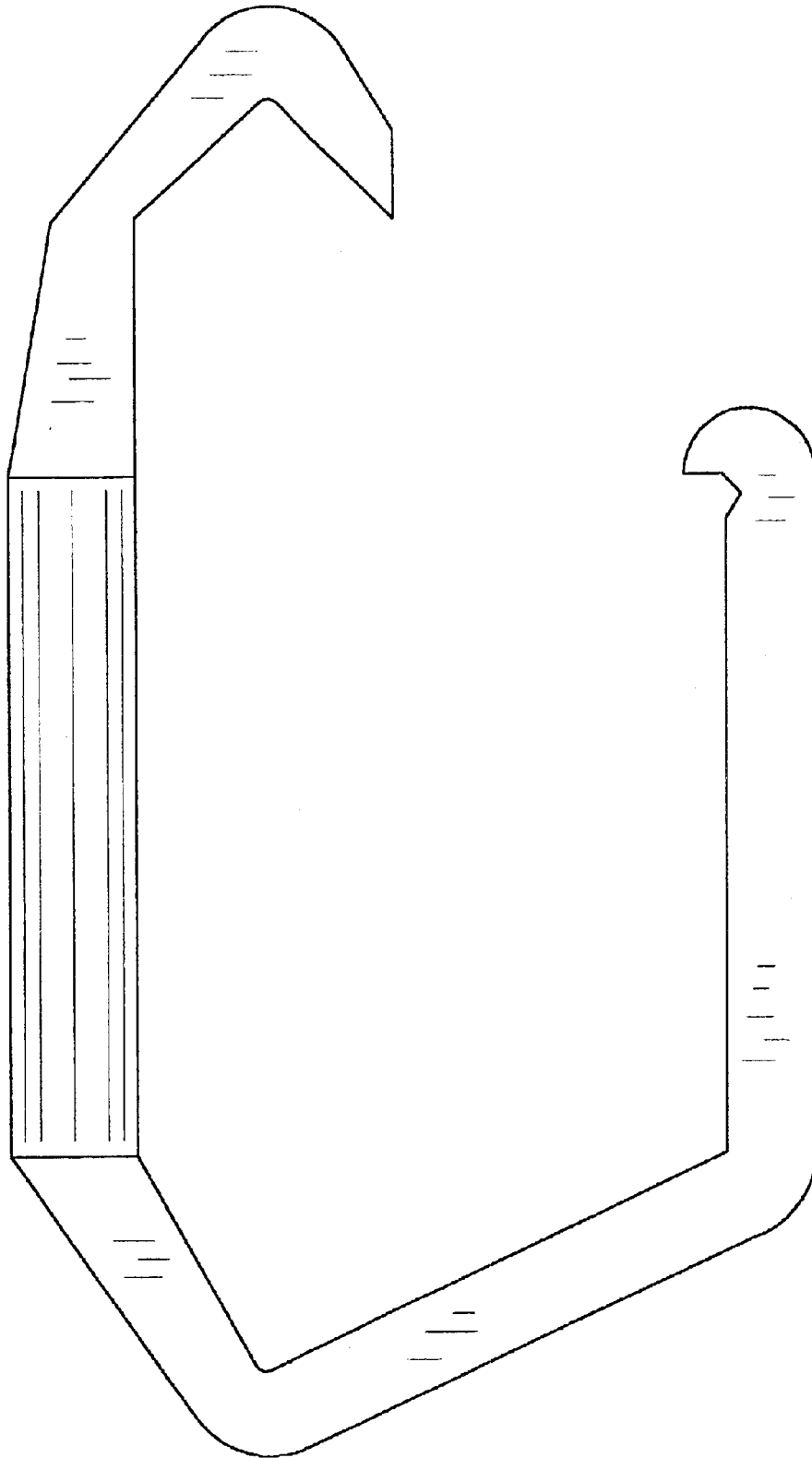


FIG. 1




FIG. 2




FIG. 3

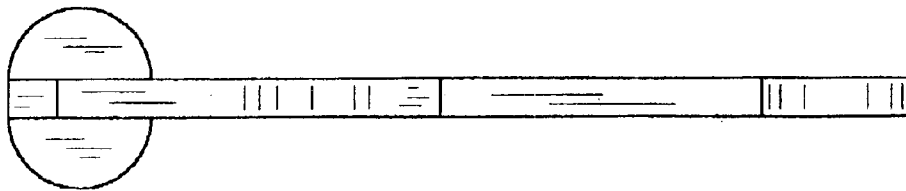


FIG. 5



FIG. 4