



US00D744811S

(12) **United States Design Patent**  
**Bischoff et al.**

(10) **Patent No.:** **US D744,811 S**  
(45) **Date of Patent:** **\*\* Dec. 8, 2015**

(54) **AUTOMOTIVE VEHICLE KEY**

(56) **References Cited**

(71) Applicant: **VOLKSWAGEN**  
**AKTIENGESELLSCHAFT**, Wolfsburg  
(DE)

U.S. PATENT DOCUMENTS

(72) Inventors: **Klaus Bischoff**, Wolfsburg (DE);  
**Tomasz Bachorski**, Wolfsburg (DE);  
**Dirk Halbauer**, Wolfsburg (DE); **Bernd**  
**Soltendieck**, Wolfsburg (DE); **Albert**  
**Kirzinger**, Wolfsburg (DE)

4,888,970	A *	12/1989	Kinzler	.....	A45C 11/321	70/408
D404,284	S *	1/1999	Sacco	.....	D13/182	
D407,007	S *	3/1999	Sacco	.....	D13/182	
6,016,676	A *	1/2000	McConnell	.....	A44B 15/005	703/395
6,089,060	A *	7/2000	Steeley	.....	E05B 19/00	40/323
D442,060	S *	5/2001	Neset	.....	D8/346	
6,386,007	B1 *	5/2002	Johnson	.....	G01S 3/38	70/257
D495,585	S *	9/2004	Osada	.....	D8/347	
D557,111	S *	12/2007	Ydremark	.....	D13/168	
7,334,441	B1 *	2/2008	Amundson	.....	B60R 25/04	307/10.1
D635,841	S *	4/2011	Lindley	.....	D8/347	
D710,185	S *	8/2014	Kirzinger	.....	D8/347	
D730,152	S *	5/2015	Kirzinger	.....	D8/347	

(73) Assignee: **VOLKSWAGEN**  
**AKTIENGESELLSCHAFT**, Wolfsburg  
(DE)

(\*\*) Term: **14 Years**

\* cited by examiner

(21) Appl. No.: **29/508,192**

*Primary Examiner* — Prabhakar Deshmukh

(22) Filed: **Nov. 4, 2014**

(74) *Attorney, Agent, or Firm* — Lucas & Mercanti, LLP;  
Klaus P. Stoffel

(30) **Foreign Application Priority Data**

May 20, 2014 (EM) ..... 002 467 225

(51) **LOC (10) Cl.** ..... **08-07**

(52) **U.S. Cl.**  
USPC ..... **D8/347**

(58) **Field of Classification Search**  
USPC ..... D8/347, 348; 70/51, 336, 344, 348,  
70/391, 393, 402, 408, 416, 429, 430, 460,  
70/447, 456 R, 262  
CPC ..... E05B 19/00; E05B 19/20; E05B 13/00;  
E05B 11/00; E05B 19/04

See application file for complete search history.


(57) **CLAIM**

The ornamental design for an automotive vehicle key, as shown and described.

**DESCRIPTION**

FIG. 1 is a top view of the automotive vehicle key of the present invention;  
FIG. 2 is a bottom view thereof;  
FIG. 3 is a front, top, left side perspective view thereof;  
FIG. 4 is a front, bottom, right side perspective view thereof;  
FIG. 5 is a rear, top, right side perspective view thereof;  
FIG. 6 is a rear, bottom, left side perspective view thereof;  
and,  
FIG. 7 is a rear view thereof.

**1 Claim, 5 Drawing Sheets**






Fig. 1




Fig. 2




Fig. 3




Fig. 4




Fig. 5




Fig. 6




Fig. 7