United States Patent [19]

Shimizu

[11] **Des. 270,155**

[45] ** **Aug. 16, 1983**

[54] **COMBINED TELEPHONE HOUSING AND HANDSET THEREFOR**

[75] Inventor: **Y. Shimizu**, Ichihara, Japan

[73] Assignee: **Arrow Trading Co., Inc.**, New York, N.Y.

[**] Term: **14 Years**

[21] Appl. No.: **415,241**

[22] Filed: **Sep. 7, 1982**

[51] **Int. Cl.** ..... **D14—03**

[52] **U.S. Cl.** **D14/53**; D14/56

[58] **Field of Search** ..... D14/53, 60, 56, 52; 179/100 R, 100 D, 100 C, 178, 179, 103, 2 TC

[56] **References Cited**

U.S. PATENT DOCUMENTS

D. 252,929	9/1979	Genaro et al.	D14/60
D. 259,043	4/1981	Feinberg	D14/53
D. 259,563	6/1981	Marshall	D14/60
D. 260,518	9/1981	Larson	D14/53
D. 265,401	7/1982	Genaro et al.	D14/60
D. 265,734	8/1982	Mahan	D14/60
3,911,446	10/1975	Albertini	179/2 TC X
3,982,072	9/1976	Dean	179/2 TC
4,107,477	8/1978	Morrison	179/179

FOREIGN PATENT DOCUMENTS

2636848	2/1978	Fed. Rep. of Germany	179/100 R
888997	6/1959	United Kingdom	D14/56

OTHER PUBLICATIONS

Retail Home Furnishings (Supplement), Jan. 23, 1978, The World Talks on ITT Telephones, Radio Telephone.

Primary Examiner—Bernard Ansher

Attorney, Agent, or Firm—Kirschstein, Kirschstein, Ottinger & Cobrin

[57] **CLAIM**

The ornamental design for a combined telephone housing and handset therefor, substantially as shown and described.

DESCRIPTION

FIG. **1** is a front elevation of a combined telephone housing and handset therefor, showing my new design;
FIG. **2** is a left side elevation thereof;
FIG. **3** is a right side elevation thereof;
FIG. **4** is a top plan view thereof;
FIG. **5** is a rear elevation thereof;
FIG. **6** is a bottom plan view thereof; and
FIG. **7** is a front elevation with the handset removed from the telephone base for clarity of illustration.

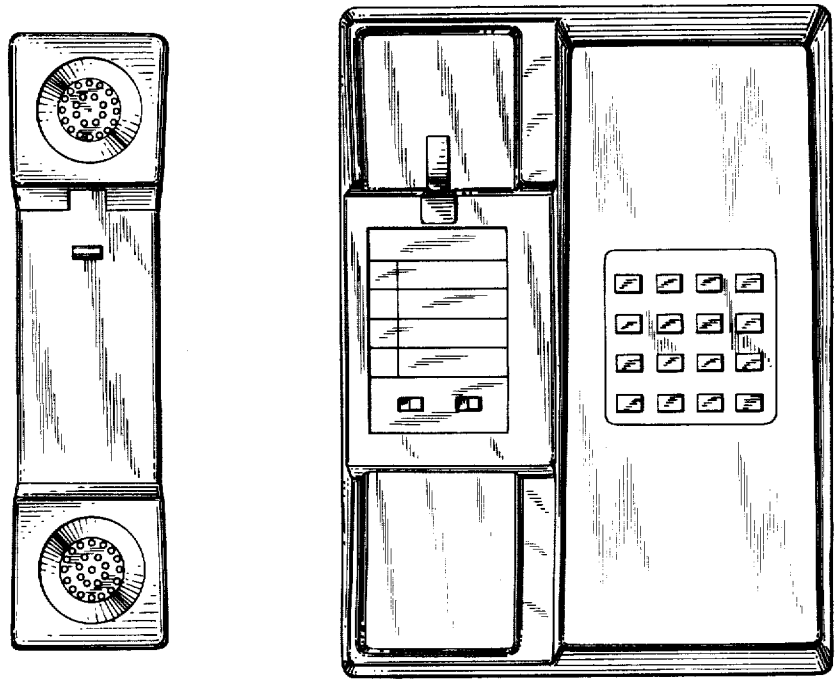

FIG. 3

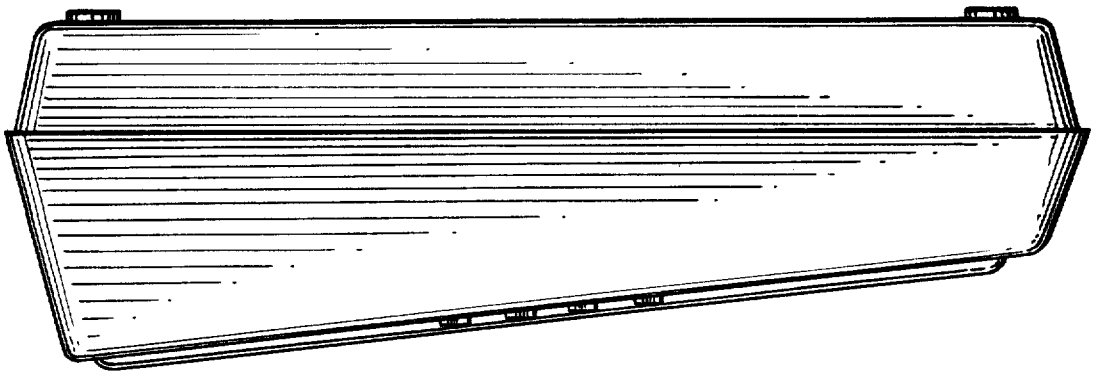

FIG. 1



FIG. 2

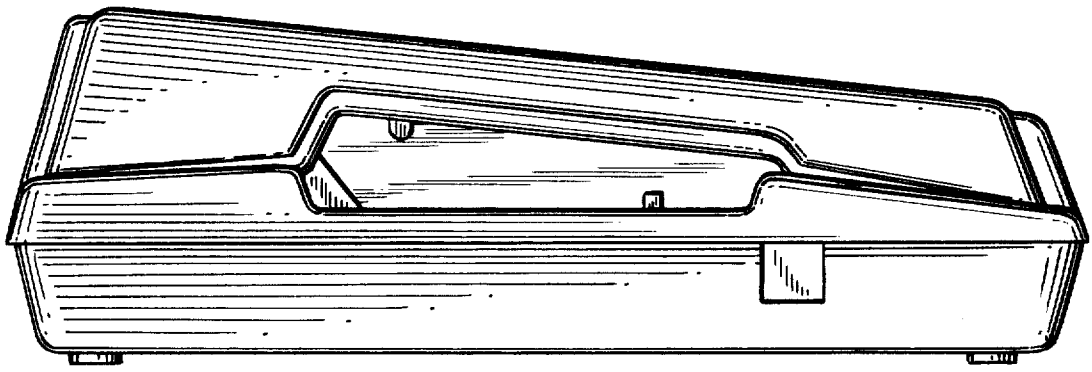

FIG. 5

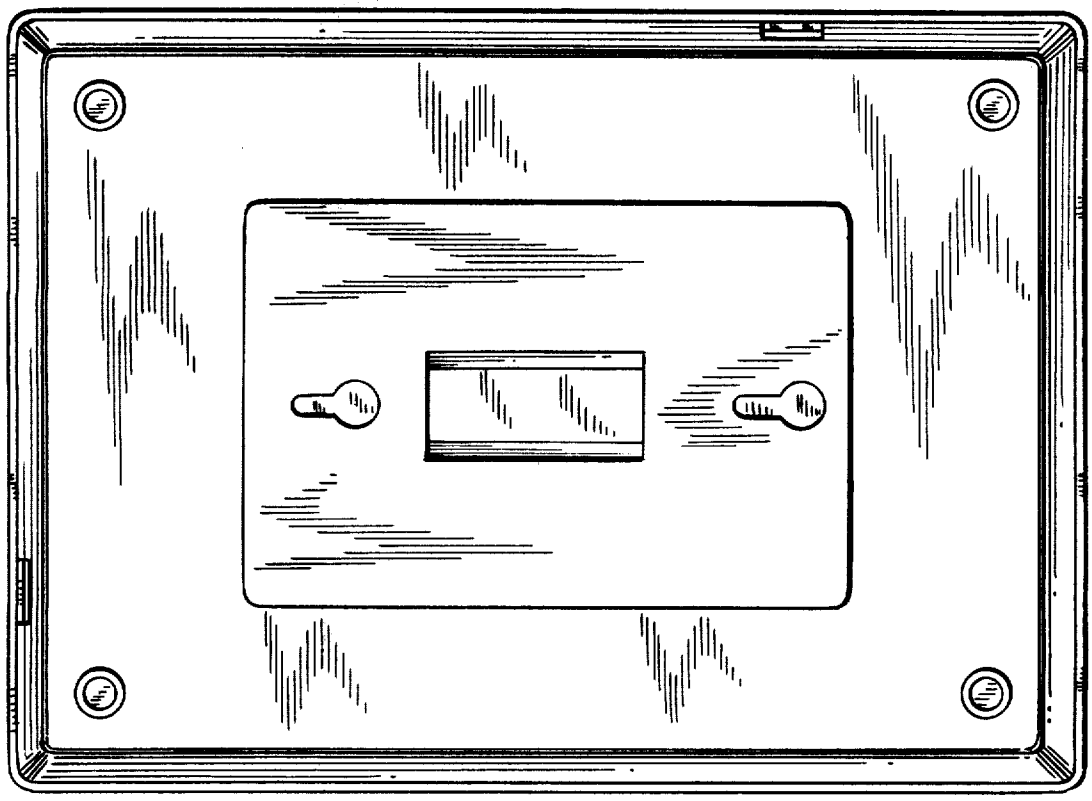

FIG. 4

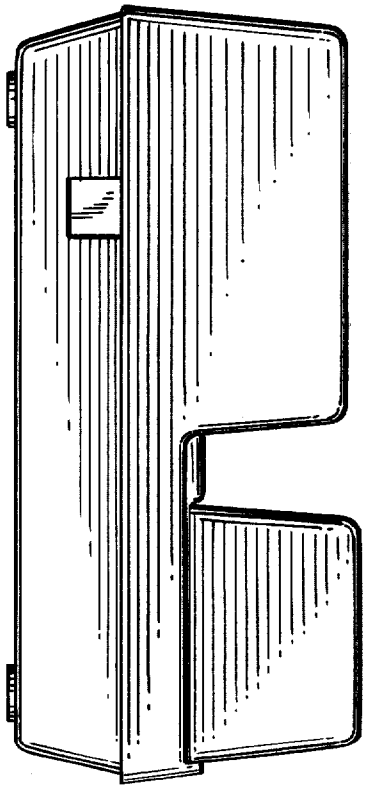

FIG. 6

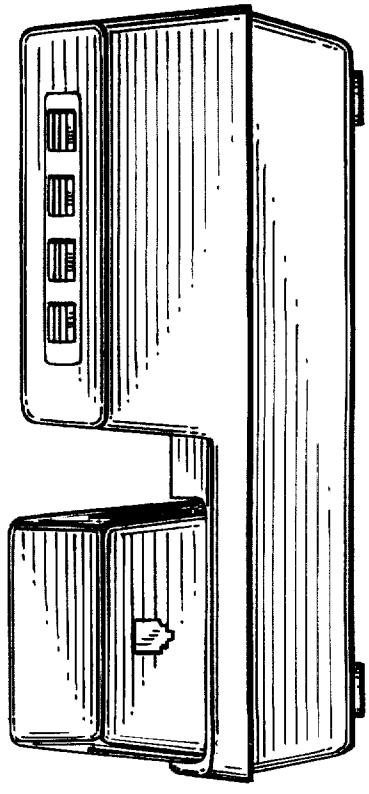

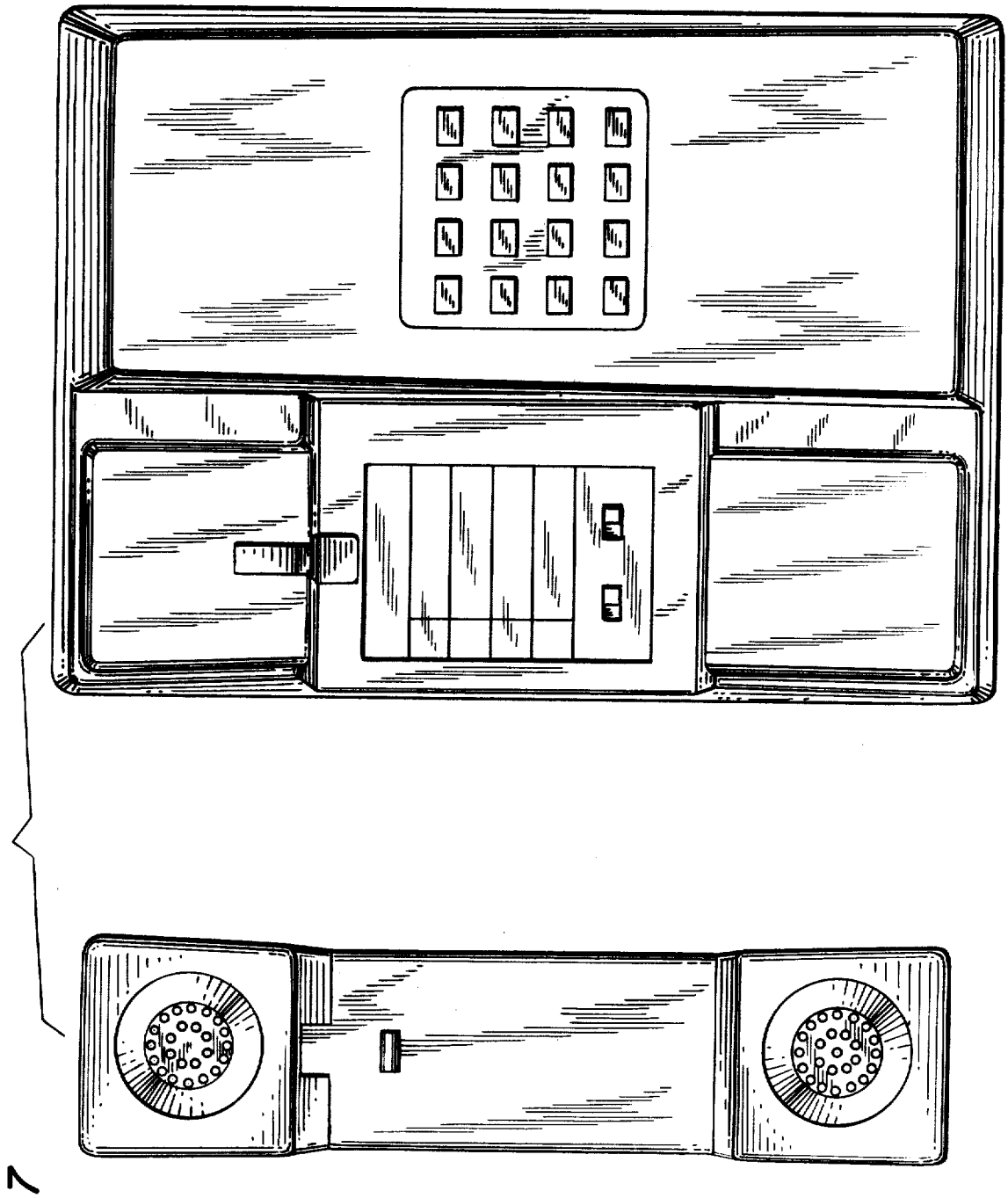

FIG. 7