

- [54] **WHEELED CATERPILLAR TOY**
[75] Inventor: **Ronald R. Klawitter**, Hermann, Mo.
[73] Assignee: **Handi-Pac, Inc.**, Hermann, Mo.
[**] Term: **14 Years**
[21] Appl. No.: **452,889**
[22] Filed: **Dec. 27, 1982**
[52] U.S. Cl. **D21/185; D21/150**
[58] Field of Search **D21/150, 148, 185; 446/278**

[56] **References Cited**

U.S. PATENT DOCUMENTS

- | | | | |
|------------|---------|---------------------|---------|
| D. 179,978 | 4/1957 | McDermott | D21/150 |
| D. 180,717 | 7/1957 | Jones et al. | D21/150 |
| D. 247,259 | 2/1978 | Yonezawa | D21/185 |
| D. 265,842 | 8/1982 | Connors et al. | D21/148 |
| 2,728,168 | 12/1955 | Gier | D21/150 |

3,456,381 7/1969 Kinberg 446/278

Primary Examiner—Melvin B. Feifer
Attorney, Agent, or Firm—Polster, Polster and Lucchesi

[57] **CLAIM**

The ornamental design for wheeled caterpillar toy, as shown and described.

DESCRIPTION

FIG. 1 is a view in perspective, with the handle partly broken away to indicate indefinite length, of the wheeled caterpillar toy of my design;
FIG. 2 is a view in front elevation, reduced in size, of the device of FIG. 1;
FIG. 3 is a view in rear elevation;
FIG. 4 is a view in side elevation;
FIG. 5 is a view in top plan; and
FIG. 6 is a view in bottom plan.
The side not illustrated is a mirror image of the side illustrated in FIG. 4.

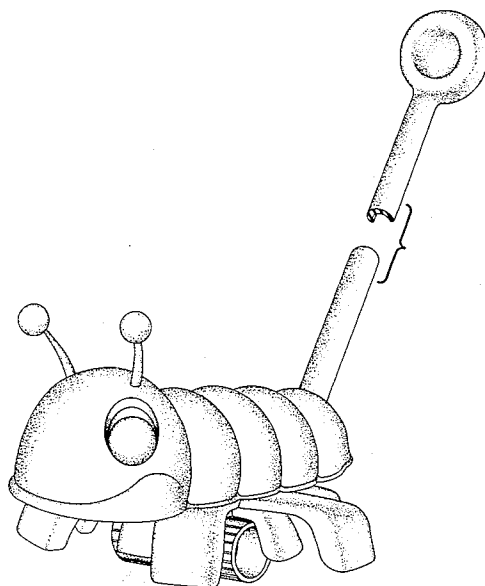
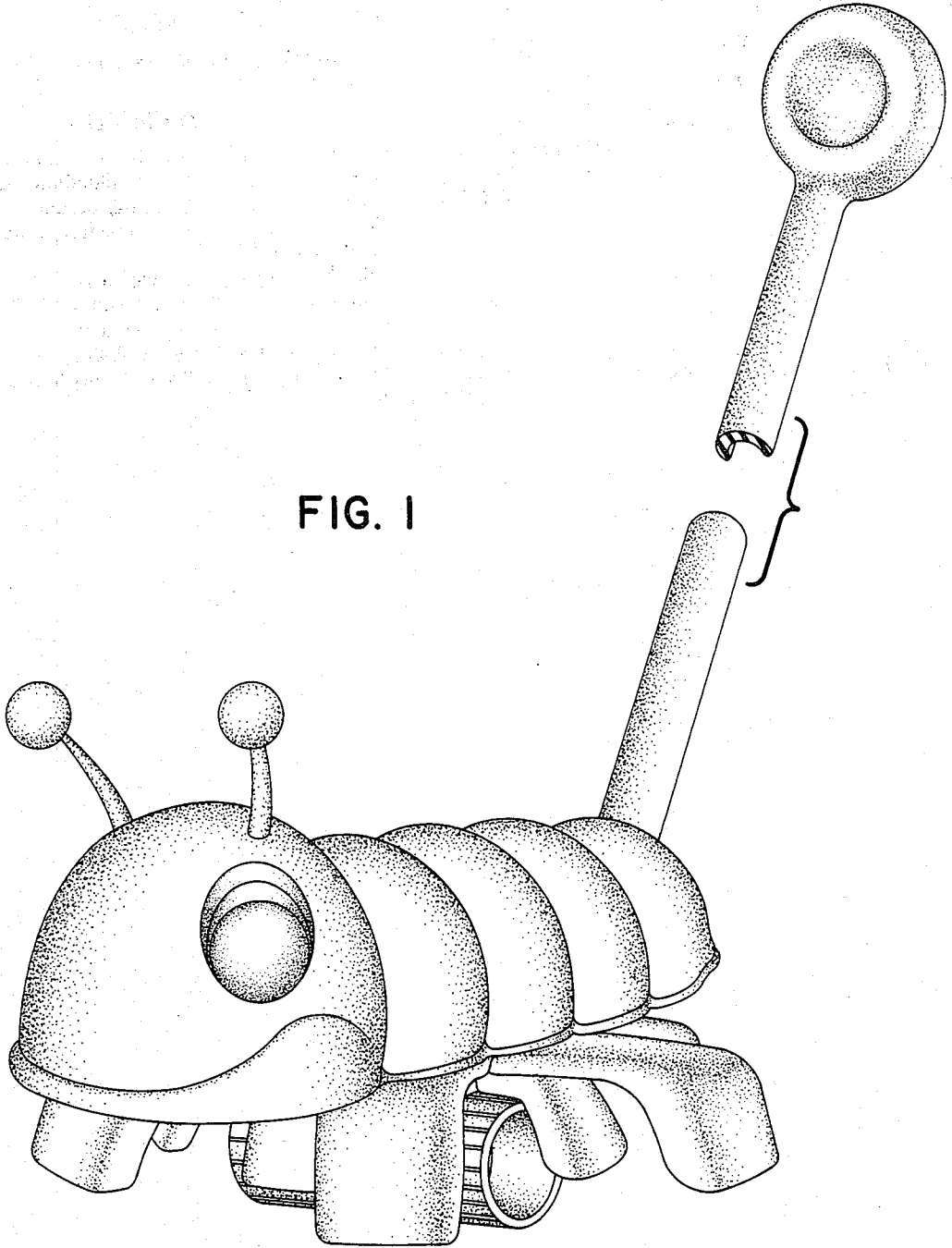


FIG. 1



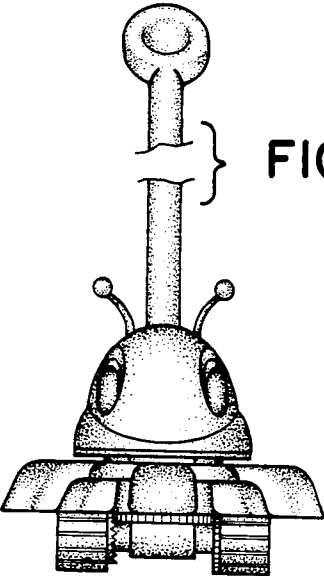


FIG. 2

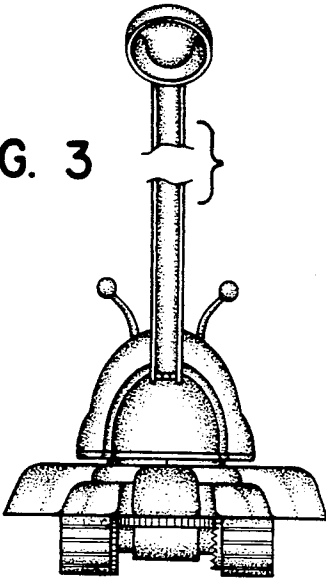


FIG. 3

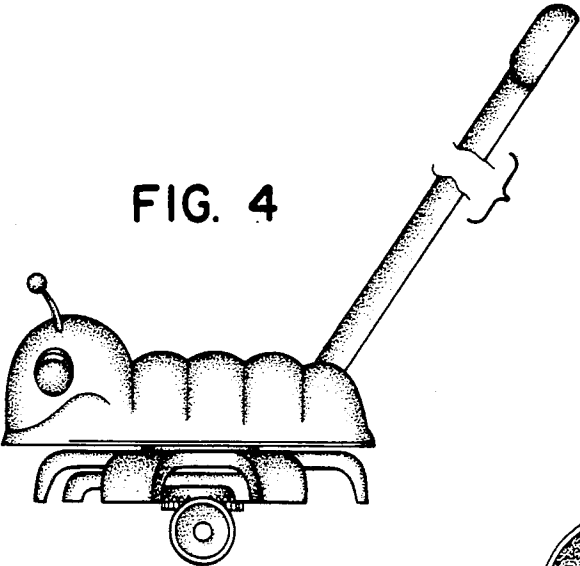


FIG. 4

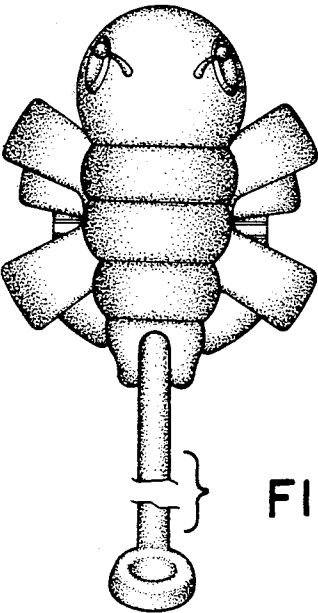


FIG. 5




FIG. 6