



US00D337068S

United States Patent [19]

[11] Patent Number: **Des. 337,068**

Bichi

[45] Date of Patent: **** Jul. 6, 1993**

[54] **ORNAMENTAL CHAIN**

[75] Inventor: **Pasquale Bichi, Arezzo, Italy**

[73] Assignee: **M G Z S.p.A., Arezzo, Italy**

[**] Term: **14 Years**

[21] Appl. No.: **648,387**

[22] Filed: **Jan. 31, 1991**

[30] **Foreign Application Priority Data**

Aug. 3, 1990 [IT] Italy 116588/90

[52] U.S. Cl. **D11/6; D11/12; D11/13; D11/19**

[58] Field of Search **D11/1-25, D11/93, 94; 59/78, 78.1, 79.3-85; 63/1.1-6; 224/171, 175, 178**

[56] **References Cited**

U.S. PATENT DOCUMENTS

D. 152,958	3/1949	Goldblatt	D11/21
D. 157,132	2/1950	Dieterich	D11/21
D. 188,128	6/1960	Rodriguez	D11/23

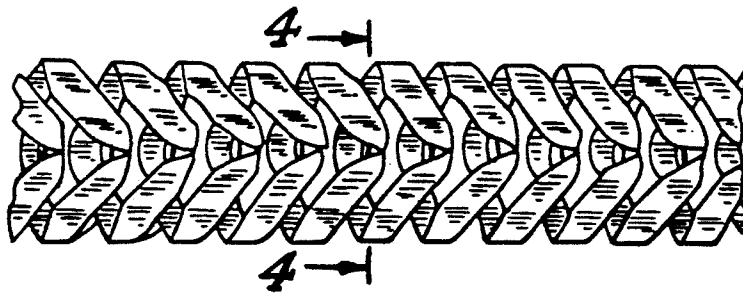
Primary Examiner—A. Hugo Word
Assistant Examiner—R. Seifert
Attorney, Agent, or Firm—Hopgood, Calimafde, Kalil, Balustein & Judlowe

[57] **CLAIM**

The ornamental design for an ornamental chain, as shown and described.

DESCRIPTION

FIG. 1 is a front elevational view of a jewelry chain showing my new design;
FIG. 2 is a side elevational view, the opposite side being identical;
FIG. 3 is a rear elevational view;
FIG. 4 is a cross sectional view taken along the lines of 4—4 of FIG. 1;
FIG. 5 is a front elevational view, shown in an expanded position;
FIG. 6 is a side elevational of FIG. 5, the opposite side view being identical;
FIG. 7 is a rear elevational view of FIG. 5; and,
FIG. 8 is a cross sectional view taken along the lines 8—8 of FIG. 5.



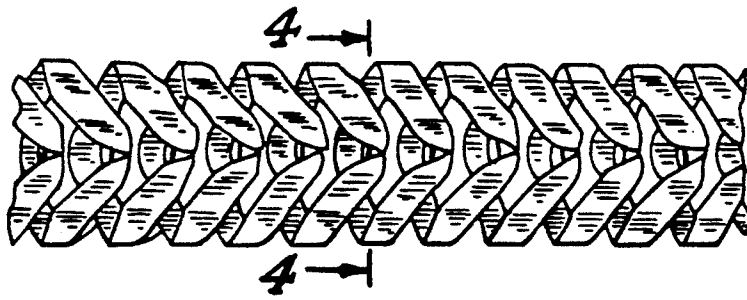


Fig. 1



Fig. 2




Fig. 3



Fig. 4

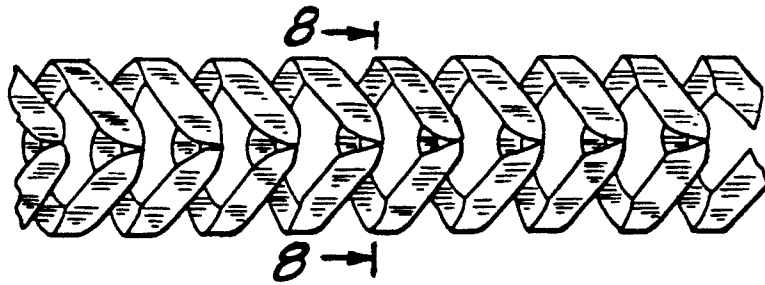


Fig. 5



Fig. 6

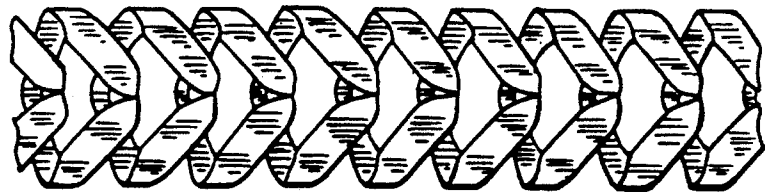


Fig. 7



Fig. 8