



US00D409222S

**United States Patent** [19]  
**Raub**

[11] **Patent Number: Des. 409,222**  
[45] **Date of Patent: \*\* May 4, 1999**

[54] **EYEWEAR**

[75] Inventor: **Jeffrey K. Raub**, Rochester, N.Y.  
[73] Assignee: **Bausch & Lomb Incorporated**,  
Rochester, N.Y.  
[\*\*] Term: **14 Years**  
[21] Appl. No.: **29/070,151**  
[22] Filed: **May 1, 1997**

[51] **LOC (6) Cl.** ..... **16-06**  
[52] **U.S. Cl.** ..... **D16/326**  
[58] **Field of Search** ..... D16/300-330,  
D16/101, 335; 351/41, 44, 51, 52, 158;  
2/448

[56] **References Cited**

**U.S. PATENT DOCUMENTS**

D. 175,555	9/1955	Woodside	.....	D57/1
D. 178,324	7/1956	Lenard	.....	D57/1
D. 204,101	3/1966	Ramp	.....	D57/1
D. 204,102	3/1966	McCulloch	.....	D57/1
D. 205,418	8/1966	Simon	.....	D57/1
D. 205,419	8/1966	Griss	.....	D57/1
D. 210,698	4/1968	Simon	.....	D57/1
D. 212,048	8/1968	Parker	.....	D57/1
D. 268,683	4/1983	Terry	.....	D16/102
D. 326,674	6/1992	Mehringer	.....	D16/102
D. 330,395	10/1992	Simioni	.....	D21/102
D. 339,816	9/1993	Jackson	.....	D16/102
D. 372,726	8/1996	Simioni	.....	D16/326
D. 378,595	3/1997	Simioni	.....	D16/321
5,270,743	12/1993	Hofmair	.....	351/86
5,537,161	7/1996	Monroe	.....	351/51

**OTHER PUBLICATIONS**

Giorgio Armani Catalog pp. 20-21 Glasses #810, 1995.  
Sunglasses Hut International, p. 24 Glasses E&G, 1994.  
Sunglasses Hut International p. 28 Glasses "E", 1994.  
Giorgio Armani, p. 21 Glasses #810, 1995.  
Accessories p. 48 Lower Left of Page, Dec. 1985.  
Glasses Lower Left of Page Bloomingdale's Catalog, p. 23,  
Apr. 23, 1994.  
Glasses 4<sup>th</sup> Down From Upper Left Accessories p. 21, Jul.  
15, 1995.  
DM/035 462 Feb. 7, 1996 International Designs Bulletin.  
Bausch & Lomb Collection 90 Catalogue, p. 4.  
Bausch & Lomb 1996 Sourcebook, p. 19.  
Bausch & Lomb 1996 Sourcebook, p. 31.  
Bausch & Lomb Arnette Catalogue, Aug. 1994 and Sep.  
1996.

*Primary Examiner*—Raphael Barkai  
*Attorney, Agent, or Firm*—Katherine McGuire; Craig E.  
Larson

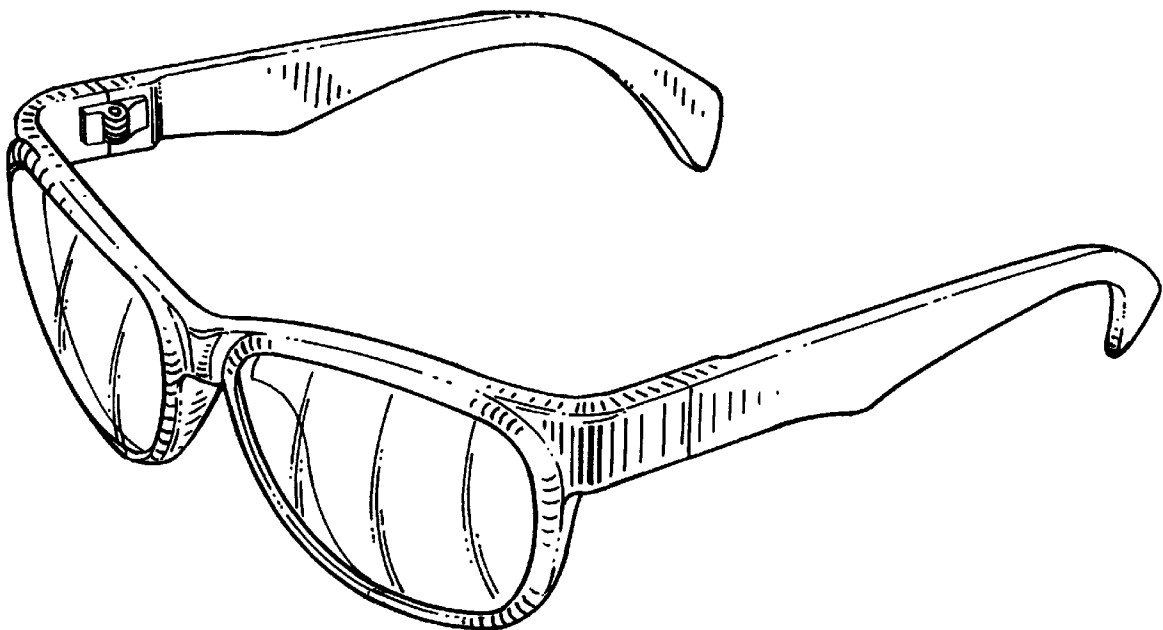
[57] **CLAIM**

The ornamental design for eyewear, as shown and described.

**DESCRIPTION**

FIG. 1 is a front perspective view of eyewear showing my  
new design;  
FIG. 2 is a front elevational view thereof;  
FIG. 3 is a side elevational view thereof;  
FIG. 4 is a rear elevational view thereof;  
FIG. 5 is a top plan view thereof; and,  
FIG. 6 is a bottom plan view thereof.

**1 Claim, 4 Drawing Sheets**



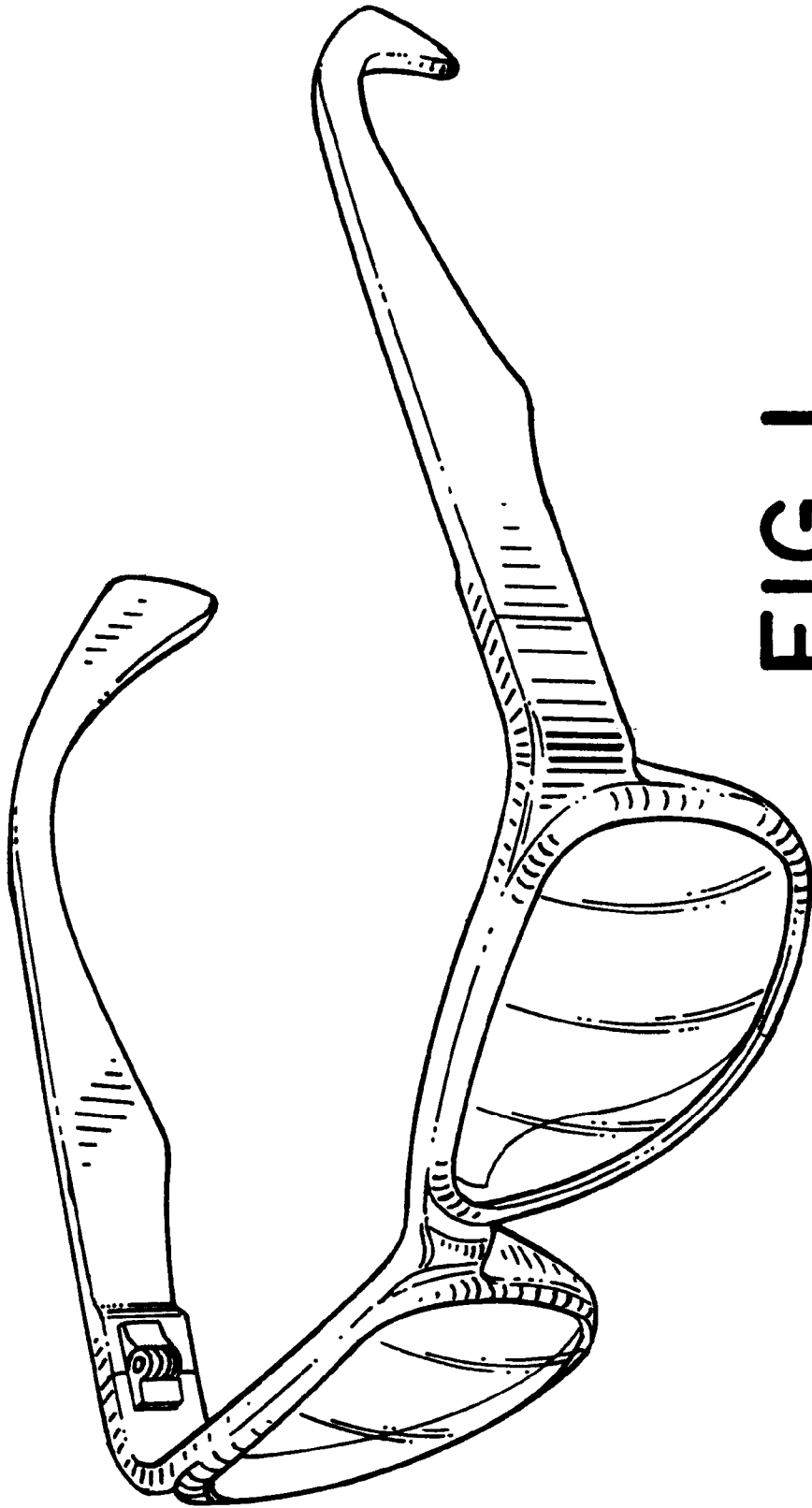


FIG. 1

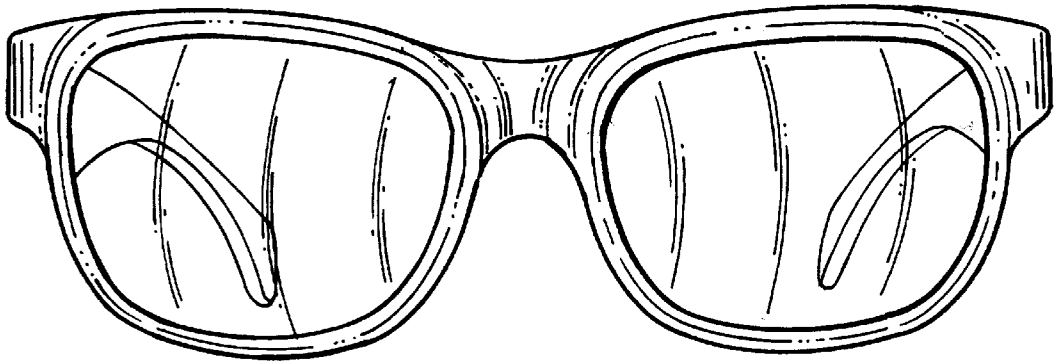


FIG. 2

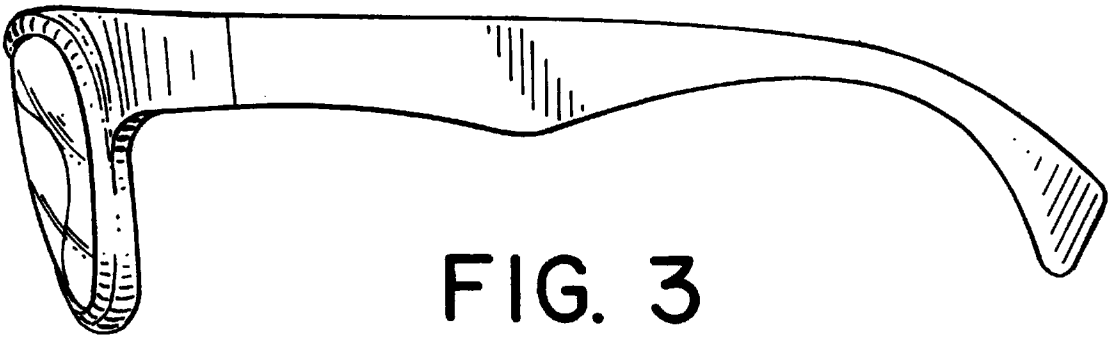


FIG. 3

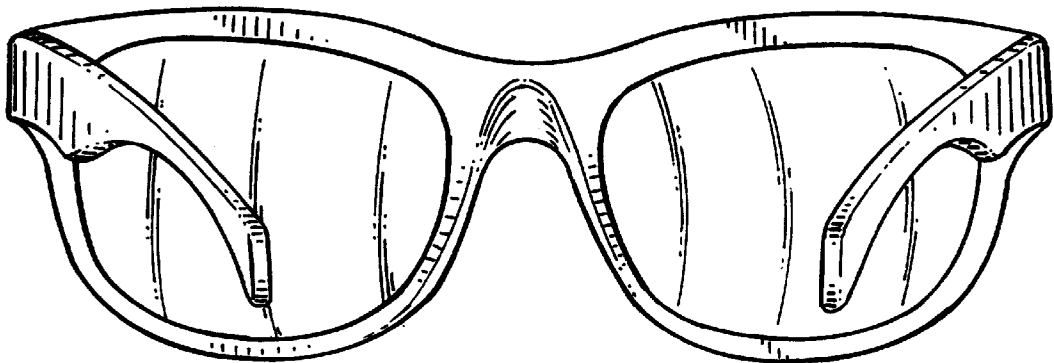


FIG. 4

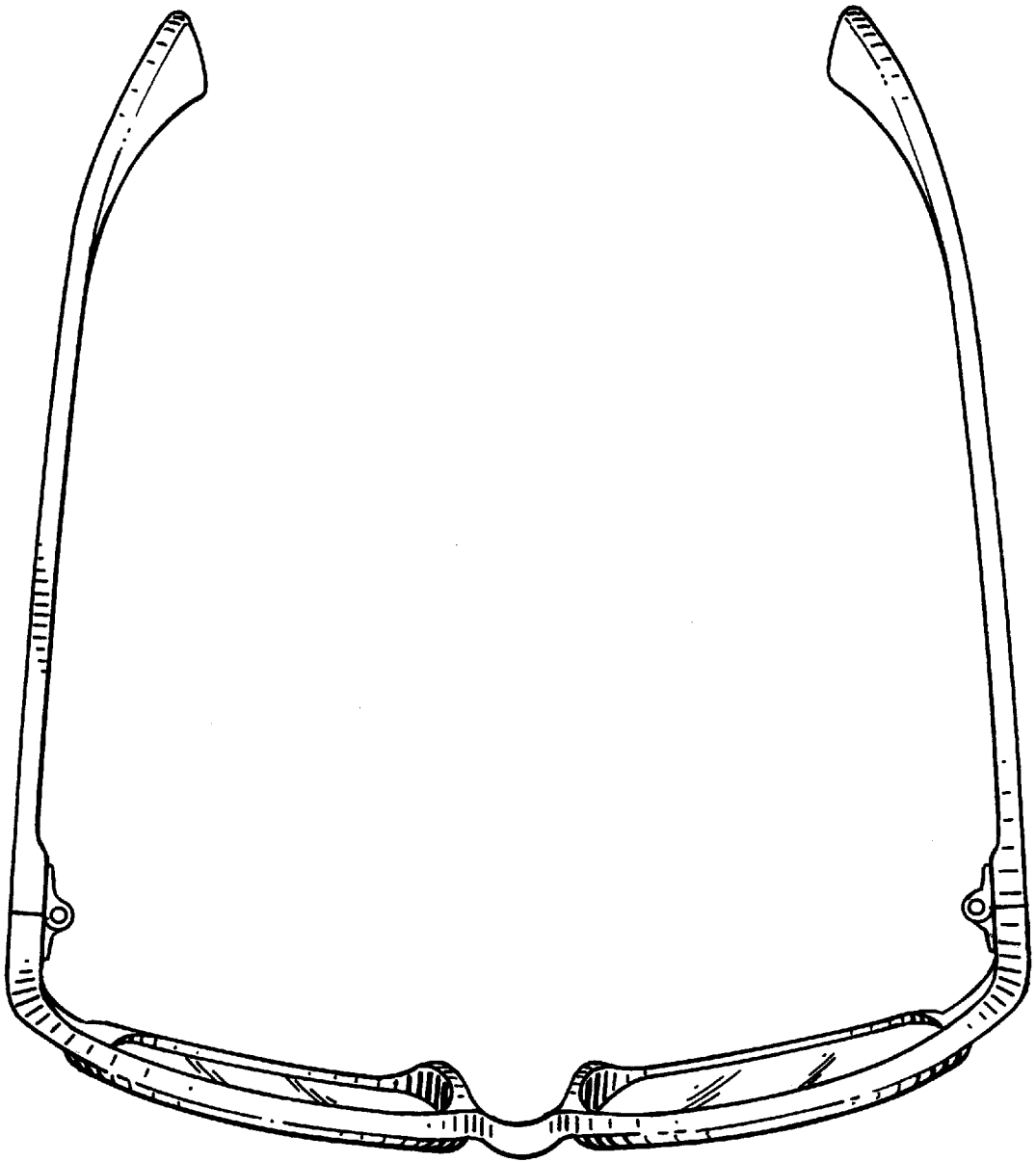


FIG. 5

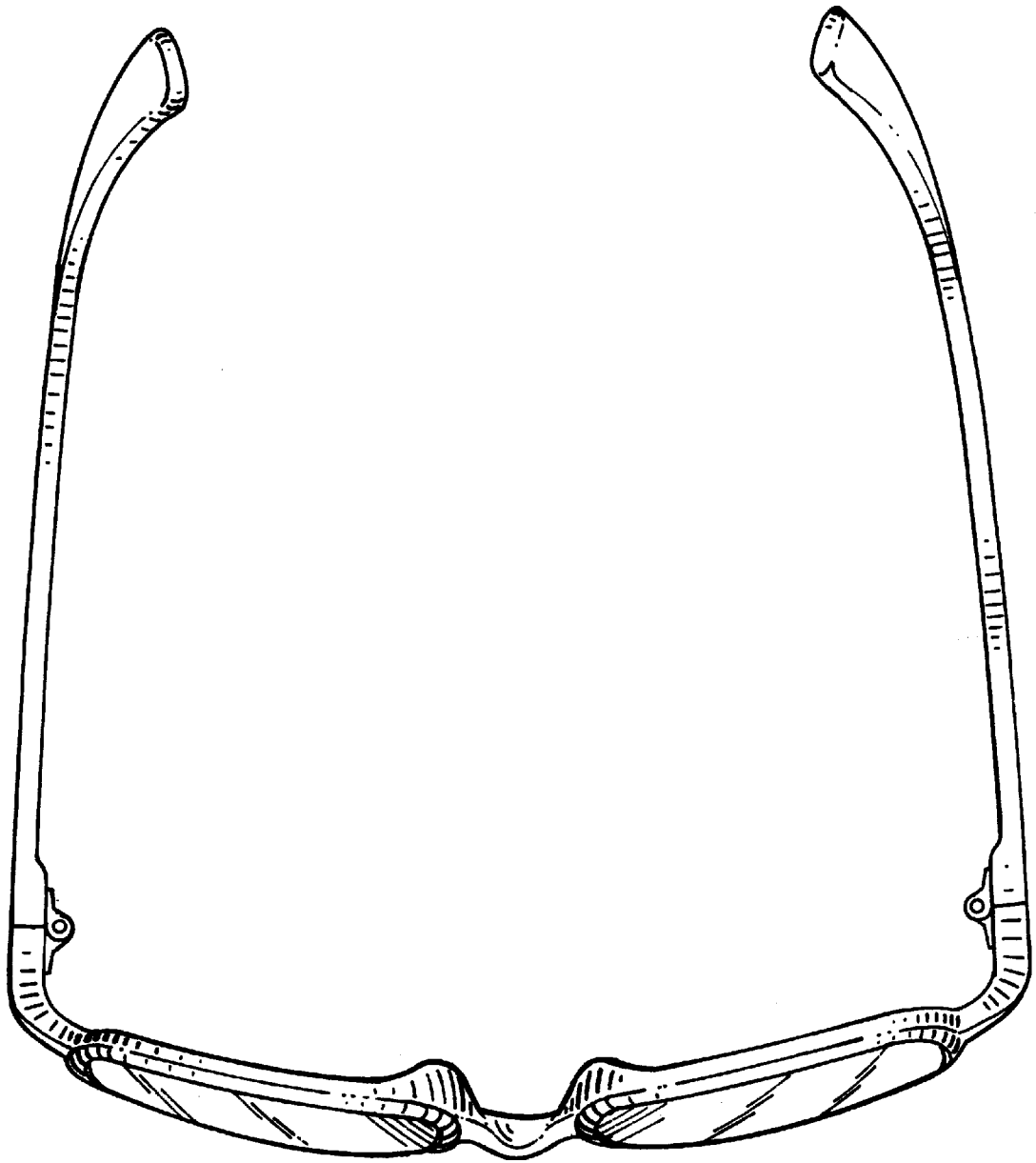


FIG. 6