



(11) **EP 3 299 013 A1**

(12) **EUROPEAN PATENT APPLICATION**

(43) Date of publication:  
**28.03.2018 Bulletin 2018/13**

(51) Int Cl.:  
**A61K 9/10 (2006.01)**

(21) Application number: **17195406.8**

(22) Date of filing: **17.05.2005**

(84) Designated Contracting States:  
**AT BE BG CH CY CZ DE DK EE ES FI FR GB GR  
HU IE IS IT LI LT LU MC NL PL PT RO SE SI SK TR**

(30) Priority: **17.05.2004 GB 0410995**

(62) Document number(s) of the earlier application(s) in  
accordance with Art. 76 EPC:  
**14001800.3 / 2 805 712  
05752889.5 / 1 755 554**

(71) Applicant: **Norton Healthcare Limited  
Castleford, West Yorkshire WF10 5HX (GB)**

(72) Inventors:  
• **ASHLEY, Adrian  
Runcorn, Cheshire WA7 3FA (GB)**  
• **LAMB, Paul  
Runcorn, Cheshire WA7 3FA (GB)**

- **MCDONALD, Donald  
Runcorn, Cheshire WA7 3FA (GB)**
- **OLIVER, Martin J.  
Runcorn, Cheshire WA7 3FA (GB)**
- **POLLARD, Matthew  
Runcorn, Cheshire WA7 3FA (GB)**
- **MILLER, John  
Runcorn, Cheshire WA7 3FA (GB)**

(74) Representative: **Gillard, Richard Edward  
Elkington and Fife LLP  
Thavies Inn House  
3-4 Holborn Circus  
London EC1N 2HA (GB)**

Remarks:

This application was filed on 09-10-2017 as a  
divisional application to the application mentioned  
under INID code 62.

(54) **HEAT STERILIZATION OF GLUCOCORTICOIDSTEROIDS**

(57) The present invention provides a method for the  
sterilization of a labile glucocorticosteroid, which method  
comprises heat-treating by moist heat the labile gluco-  
corticosteroid in the form of a suspension for a steriliz-  
ing-effective time. The methods and compositions ac-  
cording to the invention are useful as therapeutic tools

to prevent, reverse, and/or reduce the symptoms of al-  
lergic and/or inflammatory conditions in a mammalian  
patient. The invention also provides methods and com-  
positions, which may be manipulated and fine-tuned to  
fit the condition(s) to be treated while producing fewer  
side effects.

**EP 3 299 013 A1**

**Description****TECHNICAL FIELD OF THE INVENTION**

5 [0001] The present invention relates to methods for the heat sterilization of a suspension form of a labile glucocorticosteroid, sterile pharmaceutical compositions, and methods for the treatment of allergic and/or inflammatory conditions using the same.

**BACKGROUND OF THE INVENTION**

10 [0002] Sterile drug products provide a number of benefits, both medically and economically. The medical ramifications requiring sterile drug preparations are obvious in that the use of non-sterile preparations may subject the patient to an unnecessary risk of secondary infection from the contaminating microbe, a microbe that is at least resistant to the drugs of the preparation. Furthermore, even if the contaminant is innocuous, the growth can result in loss of active drug products *per se* with possible concomitant generation of toxic by-products. Economically, contaminated drug products have a shortened shelf life, which requires increased production expenses to replace product on a more frequent basis.

15 [0003] Methods are needed for the preparation of sterile products for patient use. However, the problem associated with many sterilization procedures is that the process often results in unfavorable changes in the drug profile. These changes in the drug profile can range from loss of activity, to increased degradation products being created, or possible alteration of the chemical or physical characteristics of the compound sterilized. These problems are especially pronounced when glucocorticosteroids are sterilized.

20 [0004] Sterilization of materials relies on the input of sufficient energy to be lethal to any potential microbial contamination. Numerous methods including heat, radiation, and chemicals have been proposed for the sterilization of glucocorticosteroids. However, to date these methods often result in the excess production of degradants or a loss of activity for the glucocorticosteroid being sterilized. Additionally, as in the case of glucocorticosteroid suspension formulations for metered dose inhalation, the commonly used sterilization procedures often results in unacceptable changes to drug particle size.

25 [0005] Chemical sterilization, for the most part, has been based on exposure to toxic compounds, for example, ethylene oxide. However, when used to sterilize glucocorticosteroids, ethylene oxide has been found to leave residual amounts of ethylene oxide in the drug preparation. Ethylene oxide is toxic and the residual levels are often above the pharmaceutically acceptable limits as set by most regulatory agencies.

30 [0006] Irradiation based sterilization is known and has been recommended for glucocorticosteroids (see Illum and Moeller in Arch. Pharm. Chem. Sci., Ed. 2, 1974, pp. 167-174). However, significant degradation has been reported when irradiation has been used to sterilize micronized glucocorticosteroids.

35 [0007] WO 02/41925 to Breath Limited purportedly discloses a rapid method, similar to pasteurization, for the sterilization of compositions. This method entails pumping the composition to be sterilized through stainless steel pipes and rapidly raising the temperature of the composition to about 130-145°C for about 2-20 seconds, subsequently followed by rapid cooling in seconds to ambient conditions.

40 [0008] U.S. Pat No. 3,962,430 to O'Neil discloses a method for the production of sterile isotonic solutions of medicinal agents. The method comprises adding the medicinal agent to a saturated solution of sodium chloride in water at 100°C. The drug/saturated sodium chloride solution is then heated to 100-130°C. This method, which purportedly is based on the theory that the sodium chloride ions tie up free water, thereby preventing hydrolytic degradation, is not suitable for suspensions of fine particles of glucocorticosteroids intended for inhalation, as the procedure produces unfavorable changes in the size of the particles. Additionally, the procedure can result in bridge formation between drug particles producing large aggregates, which do not break up on administration.

45 [0009] U.S. Pat No. 6,464,958 to Bernini, et al., discloses that heat sterilization of suspension formulations for many drugs produces unfavorable changes in the drug profile including, for example, aggregation of drug particles. Some of the unfavorable changes are correctable. For example, aggregates formed during heat sterilization could be re-treated to break up the aggregates into smaller sized particles suitable for nasal administration. However, some unfavorable changes cannot be corrected, as in the case of beclomethasone dipropionate. For example, Bernini reports that beclomethasone suspensions sterilized by a wet steam process similar to that reported in U.S. Pat. No. 3,962,430 *supra*, undergo a marked decrease in active ingredient content (about 8-9%), with a concomitant increase in degradation products (about 10-11%).

50 [0010] Karlsson, et al., in U.S. Pat. No. 6,392,036 discloses a method for the dry heat sterilization of powdered glucocorticosteroids that can then be used for drug formulations.

55 [0011] Methods are needed to sterilize suspension glucocorticosteroid pharmaceutical compositions. Sterilization should occur without producing pharmaceutically unacceptable changes to drug particle size while concomitantly minimizing degradation product production and loss of drug activity. Ideally, for sterile pharmaceutical products, the last

stage of preparation of the product should be the sterilization process, thereby minimizing the potential for contamination during manufacture.

## **SUMMARY OF THE INVENTION**

**[0012]** The present invention provides a method for the sterilization of a glucocorticosteroid, comprising the step of heating an aqueous suspension of a glucocorticosteroid, wherein the glucocorticosteroid has a sufficiently low solubility in water and is used in a sufficient amount that at least 50% of the glucocorticosteroid is in the form of a suspension during heating.

**[0013]** An aspect of the invention discloses a method for the sterilization of a labile glucocorticosteroid, comprising the step of exposing to moist heat a suspension of a labile glucocorticosteroid for a sterilizing-effective time.

**[0014]** Another aspect of the invention discloses compositions comprising a sterile labile glucocorticosteroid suspension prepared according to the methods disclosed herein.

## **BRIEF DESCRIPTION OF THE DRAWINGS**

### **[0015]**

Fig. 1: Graphic representation of the budesonide content in concentrated budesonide samples following sterilization. The ordinate identifies the concentrates tested while the abscissa indicates the budesonide content present (as a percentage).

Fig. 2: Graphic representation of total budesonide impurities (both known and unknown) in concentrated samples following sterilization. The ordinate identifies the concentrates tested while the abscissa indicates the percentage of impurities present following heating.

Fig. 3: Graphic representation of budesonide degradants in diluted samples following sterilization. The ordinate identifies the budesonide concentration (mg/ml) tested, whereas the abscissa indicates the impurity levels present following heating.

Fig. 4: Graphic representation of maximum budesonide particle size distribution in diluted samples following sterilization. The ordinate identifies the budesonide concentration (mg/ml) tested, whereas the abscissa indicates the upper threshold for particle size following heating of the suspension formulation.

## **DETAILED DESCRIPTION OF THE INVENTION**

**[0016]** The present invention provides a method for the sterilization of a glucocorticosteroid, comprising the step of heating an aqueous suspension of a glucocorticosteroid, wherein the glucocorticosteroid has a sufficiently low solubility in water and is used in a sufficient amount that at least 50% of the glucocorticosteroid is in the form of a suspension during heating. The methods and compositions according to the invention are useful as therapeutic tools to prevent, reverse, and/or reduce the symptoms of allergic and/or inflammatory conditions in a mammalian patient. The invention also provides methods and compositions using the same, which may be manipulated and fine-tuned to fit the condition(s) to be treated while producing fewer side effects.

**[0017]** The glucocorticosteroid is preferably "labile" meaning the state of chemical or physical instability brought about by external forces applied to the chemical compound or composition. By way of non-limiting example, acid labile or temperature labile would mean that the chemical compound undergoes unacceptable degradation (e.g., pharmaceutical or physicochemical) when exposed respectively to specific acidic or temperature conditions.

**[0018]** As used herein, "glucocorticosteroid" or "glucocorticoid" refers to any of a group of steroid hormones (including derivatives, synthetic analogs, and pro-drugs), such as cortisone, which are produced by the adrenal cortex. These compounds are involved in carbohydrate, protein, and fat metabolism. Additionally, the glucocorticosteroids may have anti-inflammatory properties.

**[0019]** The glucocorticosteroids used in the invention are preferably anti-inflammatory glucocorticosteroids. Non-limiting examples of glucocorticosteroids, which may be used in the present invention, include beclomethasone, budesonide, ciclesonide, cortivazol, deflazacort, flumethasone, flunisolide, fluocinolone, fluticasone, mometasone, rofleponide, tiopredane and triamcinolone. Preferably, use is made of budesonide, beclomethasone (e.g. the dipropionate), ciclesonide, fluticasone, mometasone and triamcinolone. Most preferably, use is made of budesonide and beclomethasone.

**[0020]** Technical and scientific terms used herein have the meaning commonly understood by one of skill in the art to which the present invention pertains, unless otherwise defined. Reference is made herein to various methodologies and

materials known to those of skill in the art. Standard reference works setting forth the general principles of pharmacology include Goodman and Gilman's The Pharmacological Basis of Therapeutics, 10th Ed., McGraw Hill Companies Inc., New York (2001). Any suitable materials and/or methods known to those of skill can be utilized in carrying out the present invention.

5 **[0021]** The patent and scientific literature referred to herein establish the knowledge of those with skill in the art and are hereby incorporated by reference in their entirety to the same extent as if each was specifically and individually indicated to be incorporated by reference. Any conflict between any reference cited herein and the specific teachings of this specification shall be resolved in favor of the latter. Likewise, any conflict between an art-understood definition of a word or phrase and a definition of the word or phrase as specifically taught in this specification shall be resolved in  
10 favor of the latter.

**[0022]** In the specification and the appended claims, singular forms, including the singular forms "a," "an" and "the", specifically also encompass the plural referents of the terms to which they refer unless the context clearly dictates otherwise. In addition, as used herein, unless specifically indicated otherwise, the word "or" is used in the "inclusive" sense of "and/or" and not the "exclusive" sense of "either/or."

15 **[0023]** As used in this specification, whether in a transitional phrase or in the body of a claim, the terms "comprise(s)" and "comprising" are to be interpreted as having an open-ended meaning. That is, the terms are to be interpreted synonymously with the phrases "having at least" or "including at least". When used in the context of a process, the term "comprising" means that the process includes at least the recited steps, but may include additional steps. When used in the context of a compound or composition, the term "comprising" means that the compound or composition includes  
20 at least the recited features or components, but may also include additional features or components.

**[0024]** Reference is made hereinafter in detail to specific embodiments of the invention. While the invention will be described in conjunction with these specific embodiments, it will be understood that it is not intended to limit the invention to such specific embodiments. On the contrary, it is intended to cover alternatives, modifications, and equivalents as may be included within the spirit and scope of the invention as defined by the appended claims. In the following description, numerous specific details are set forth in order to provide a thorough understanding of the present invention. The present invention may be practiced without some or all of these specific details. In other instances, well known process operations have not been described in detail, in order not to unnecessarily obscure the present invention

25 **[0025]** An aspect of the invention provides a method for the heat sterilization of a labile glucocorticosteroid. The method of this aspect comprises the step of exposing to moist heat a suspension of a labile glucocorticosteroid for a sterilizing-effective time. The applicant has found that an undesirable increase in the particle size of the glucocorticosteroid as well as the formation of unwanted by-products may be avoided by careful restriction of the sterilization parameters and the nature of the glucocorticosteroid. The glucocorticosteroid must have a sufficiently low solubility in the suspending solvent and be employed in a sufficiently high concentration that only a minor portion of the glucocorticosteroid dissolves in the suspending solvent. In this manner, degradation of the glucocorticosteroid results in minimal by-products and recrystallisation of the glucocorticosteroid on cooling leading to an undesirable increase in particle size may be avoided.  
30

**[0026]** A balance is required between the solubility of the glucocorticosteroid and the amount of the glucocorticosteroid used per unit of solvent such that at least 50% of the glucocorticosteroid is suspended in the solvent. For example, for budesonide, at the sterilizing temperatures used herein the water solubility is about 7 mg/ml. Therefore, using 15 mg of budesonide per 1 mg water provides 53% of budesonide as a suspension. Preferably at least 60% of the glucocorticosteroid is suspended in the solvent although this value could be at least 70% or at least 80%.  
35

**[0027]** In this manner, it is unnecessary to incorporate additional components to regulate the solubility of the glucocorticosteroid in water, for example sodium chloride in amount sufficient to form a saturated solution of sodium chloride as set out in US 3,962,430 (described above). Preferably the method of the present invention is carried out with substantially no solubility regulators present, that is no components which have a significant effect on the solubility of the glucocorticosteroid in water.  
40

**[0028]** The maximum amount of the glucocorticosteroid is less important provided a suspension is still formed. An excess of glucocorticosteroid would otherwise form a paste which is difficult to handle. By way of an example, the maximum preferred amount of budesonide is about 150 mg/ml.  
45

**[0029]** Heating the suspension under these conditions prevents an undesirable increase in impurities as may be seen in the examples presented hereinbelow. For example, for budesonide, it is preferred that the level of the degradation product 1,2-dihydro budesonide be less than 0.2% by weight based on the amount of budesonide present in the suspension. The degradation products may be measured by standard techniques, such as by HPLC as described in the examples hereinbelow.  
50

**[0030]** In an embodiment, the labile glucocorticosteroid is budesonide, and the step of heating is by autoclaving at about 121°C for about 20 to about 30 minutes or at about 110°C for about 115 to about 150 minutes. Another embodiment contemplates that the labile glucocorticosteroid is beclomethasone dipropionate, and the step of heating is by autoclaving at about 121°C for about 20 to about 30 minutes or at about 110°C for about 115 to about 150 minutes. The labile glucocorticosteroid in yet other embodiments is at a concentration of from about 15 mg/ml to about 150 mg/ml.  
55

**[0031]** As used herein, "moist heat," means the application to a composition of heat to effect sterilization of the composition being treated by the transfer of heat to the water resulting in the partial vaporization of a water to form steam when heated above 100°C. The moist heat may apply heat to the compound or composition in the range of from about 101 to about 145°C, preferably from about 110 to about 138°C, and most preferably from about 121 to about 138 °C.

5 Preferably, heating is by autoclaving.

**[0032]** To be "sterile" means that a product or composition meets the criteria of sterility according to the US Pharmacopoeia 27/NF22, 2004, or its counterpart in other jurisdictions, and which provides a therapeutically acceptable glucocorticosteroid and/or pharmaceutical formulation.

**[0033]** The term "sterilizing-effective time" means the minimal amount of time required to effect sterilization under the specific conditions specified. Preferably the sterilizing-effective time is from about 2 minutes to about 180 minutes.

10 **[0034]** In another embodiment, the glucocorticosteroid suspension further comprises a pharmaceutically acceptable surfactant which are well known in the art, such as Polysorbates, e.g. Polysorbate 80. When present, the surfactant is preferably at a concentration of from about 0.2 mg/ml to about 60 mg/ml.

**[0035]** Other embodiments of this aspect of the invention further comprise the step of diluting the suspension to a pharmaceutically suitable concentration with pharmaceutically acceptable excipients, diluents, etc.

15 **[0036]** The term "about" is used herein to mean approximately, in the region of, roughly, or around. When the term "about" is used in conjunction with a numerical range, it modifies that range by extending the boundaries above and below the numerical values set forth. In general, the term "about" is used herein to modify a numerical value above and below the stated value by a variance of 20%.

20 **[0037]** As used herein, the recitation of a numerical range for a variable is intended to convey that the invention may be practiced with the variable equal to any of the values within that range. Thus, for a variable that is inherently discrete, the variable can be equal to any integer value of the numerical range, including the end-points of the range. Similarly, for a variable, which is inherently continuous, the variable can be equal to any real value of the numerical range, including the end-points of the range. As an example, a variable which is described as having values between 0 and 2, can be 0, 1 or 2 for variables which are inherently discrete, and can be 0.0, 0.1, 0.01, 0.001, or any other real value for variables which are inherently continuous.

25 **[0038]** The methods and compositions of the present invention are intended for use with any mammal that may experience the benefits of the methods of the invention. Foremost among such mammals are humans, although the invention is not intended to be so limited, and is applicable to veterinary uses. Thus, in accordance with the invention, "mammals" or "mammal in need" include humans as well as non-human mammals, particularly domesticated animals including, without limitation, cats, dogs, and horses.

30 **[0039]** Another aspect of the invention provides suspension compositions of sterilized labile glucocorticosteroids prepared according to the methods of the first aspect of the invention described above. In some embodiments, the composition is a pharmaceutical composition for treating or alleviating the symptoms of allergic and/or inflammatory conditions in a mammalian patient. In these embodiments, the compositions comprise a therapeutically effective amount of sterilized, labile glucocorticosteroid(s) in a pharmaceutically acceptable vehicle. In some embodiments, the glucocorticosteroid is budesonide while in yet other embodiments beclomethasone is used.

35 **[0040]** The term "therapeutically effective amount" is used to denote treatments at dosages effective to achieve the therapeutic result sought. Furthermore, one of skill will appreciate that the therapeutically effective amount of the compound of the invention may be lowered or increased by fine tuning and/or by administering more than one compound of the invention, or by administering a compound of the invention with another compound. The invention therefore provides a method to tailor the administration/treatment to the particular exigencies specific to a given mammal.

40 **[0041]** Other embodiments contemplate compositions presenting the labile glucocorticosteroid in combination with a second active ingredient. In some embodiments, the second active ingredient may be selected from albuterol, ipratropium bromide and cromolyn.

45 **[0042]** In yet other embodiments of this aspect, the compositions of the invention are formulated to be suitable for oral, inhalation, rectal, ophthalmic (including intravitreal or intracameral), nasal, topical (including buccal and sublingual), vaginal, or parenteral (including subcutaneous, intramuscular, intravenous, intradermal, and intratracheal) administration. Preferably the composition is formulated for inhalation in which case the particle size of the glucocorticosteroid is preferably such that the Dv100 is less than 20 μm, the Dv90 is less than 10 μm and the Dv50 is less than 5 μm, where Dvn represents the volume diameter at the nth percentile. The volume diameter is a known term in the art and indicates the diameter that a sphere would have when it has the volume of the particle. The particle sizes may be measured by standard techniques, such as by laser diffraction as described in the examples hereinbelow. Such a particle sizes may be achieved using the heat sterilisation conditions as described herein.

50 **[0043]** The formulations of the compositions of the invention may conveniently be presented in unit dosage form and may be prepared by conventional pharmaceutical techniques. Such techniques include the step of bringing into association the compounds of the invention and the pharmaceutically acceptable carrier(s), such as a diluent or an excipient. In general, the compositions are prepared by uniformly and intimately bringing into association the active ingredient with

liquid or finely divided solid carriers or both, and then, if necessary, shaping the product.

5 [0044] The sterile labile glucocorticosteroids prepared according to the invention are optionally formulated in a pharmaceutically acceptable vehicle with any of the well known pharmaceutically acceptable carriers, including diluents and excipients (see Remington's Pharmaceutical Sciences, 18th Ed., Gennaro, Mack Publishing Co., Easton, PA 1990 and Remington: The Science and Practice of Pharmacy, Lippincott, Williams & Wilkins, 1995). The type of pharmaceutically acceptable carrier/vehicle employed in generating the compositions of this aspect of the invention will vary depending upon the mode of administration of the composition to the mammal. Generally, pharmaceutically acceptable carriers are physiologically inert and non-toxic. Formulations of compositions according to the invention may contain more than one type of pharmacologically active ingredient useful for the treatment of the symptom/condition being treated.

10 [0045] In yet another aspect, the invention provides methods for using compositions of the invention for treating or alleviating the symptoms of allergic and/or inflammatory conditions in a mammalian patient. Such methods comprise the administration of a therapeutically effective amount of the labile glucocorticosteroid in a pharmaceutically acceptable vehicle. In various embodiments of this aspect, administration of a therapeutically effective amount of the glucocorticosteroid, either alone or in combination with a second active agent, is by oral, inhalation, rectal, ophthalmic, vaginal, or parenteral administration. In some embodiments, the glucocorticosteroid is budesonide while in yet other embodiments the glucocorticosteroid is beclomethasone.

15 [0046] The invention further provides a sterile glucocorticosteroid, preferably an anti-inflammatory glucocorticosteroid, for use in the treatment of allergic and/or inflammatory conditions. The allergic and/or inflammatory conditions to be treated need not be confined to one anatomic site, for example, the nose or lungs, and the compositions of the invention are formulated for administration appropriate to the site of treatment. Allergic and/or inflammatory conditions include, without limitation, contact dermatitis, asthma, rhinitis, or chronic obstructive pulmonary disease. The invention also provides for the use of sterile glucocorticosteroid compositions, in the manufacture of a medicament (preferably a sterile medicament) for use in the treatment of allergic and/or inflammatory conditions.

20 [0047] The following examples are intended to further illustrate certain embodiments of the invention and are not limiting in nature. Those skilled in the art will recognize, or be able to ascertain, using no more than routine experimentation, numerous equivalents to the specific substances and procedures described herein.

## EXAMPLES

### Example 1:

#### Heat Sterilization of Budesonide

30 [0048] Concentrated budesonide samples were prepared by dispersing the solid material by homogenization using a high shear mixer, placing in a sealed container and subjected to heating for the times and at the temperatures indicated in Table 1. The samples were heated for the times and temperatures indicated.

35 [0049] The heated, concentrated samples were subsequently analyzed to determine budesonide content and impurity levels (both known and unknown) by HPLC analysis with a UV/vis detector, the results of which are presented in Tables 2-5.

40 [0050] The concentrated budesonide samples were also subjected to particle size analysis by Laser Diffraction, the distribution of which is presented in Table 6. Figures 1 and 2 graphically display respectively the budesonide content and total impurities of the heat stressed concentrates.

[0051] Sterilization was confirmed by use of spore strip bioindicators which were treated concomitantly with the sample concentrates.

45 [0052] The results show that the treatment (121°C for 20 minutes) of the higher concentrations tested (concentrates B, C, & D) tended to show the least amount of heat induced degradation (0.004, 0 and 0.003% difference from untreated controls respectively, Tables 3-5). The heat induced degradation, while acceptable, was greatest for concentrate A (37.5 mg/ml). Comparable results were also observed for the particle size analysis presented in Table 6.

50

55

EP 3 299 013 A1

Table 1

| Formulations of Budesonide Concentrates and Final Budesonide Aqueous Suspension Product |               |                                  |                                |
|---|---------------|----------------------------------|--------------------------------|
|   |               | Budesonide Concentration (mg/ml) | Heating Regimen (°C / minutes) |
| Budesonide  | Concentrate A | 37.5                             | 110/120<br>121/20<br>121/30    |
|   | Concentrate B | 75                               | 110/120<br>121/20<br>121/30    |
|   | Concentrate C | 75                               | 121/20                         |
|   | Concentrate D | 150                              | 121/20                         |
|   | Final Product | 0.5                              |                                |
| Polysorbate 80 Ph.Eur.  | Concentrate A | 0.75                             |                                |
|   | Concentrate B | 1.5                              |                                |
|   | Concentrate C | 30                               |                                |
|   | Concentrate D | 60                               |                                |
|   | Final Product | 0.2                              |                                |
| Sodium Chloride Ph. Eur.  | All           | 8.5                              |                                |
| Sodium Citrate Dihydrate Ph. Eur.   | All           | 0.5                              |                                |
| Citric Acid Monohydrate Ph. Eur.  | All           | 0.31                             |                                |
| Disodium Edetate Dihydrate Ph. Eur.   | All           | 0.1                              |                                |

Table 2

| Budesonide Content and Related Substances Results for Heated Budesonide Concentrates |                           |       |                        |       |                       |       |                      |       |
|--|---------------------------|-------|------------------------|-------|-----------------------|-------|----------------------|-------|
| CONCENTRATE A  | Control                   |       | 110 °C for 120 minutes |       | 121 °C for 20 minutes |       | 121°C for 30 minutes |       |
| Budesonide Content (%)   | 99.8                      | 99.7  | 96.6                   | 97.6  | 98.7                  | 98.9  | 99.9                 | 99.0  |
| Total Budesonide Content (%)   | 99.8                      |       | 97.1                   |       | 98.8                  |       | 99.5                 |       |
|  | Impurities (% wrt active) |       |                        |       |                       |       |                      |       |
| Desonide   | ND                        | ND    | ND                     | ND    | ND                    | ND    | ND                   | ND    |
| 16 $\alpha$ -hydroxyprednisolone   | 0.027                     | 0.030 | 0.024                  | 0.021 | 0.048                 | 0.043 | 0.031                | 0.035 |
| 21-dehydro-budesonide  | 0.054                     | 0.046 | 0.119                  | 0.083 | 0.065                 | 0.074 | 0.077                | 0.072 |
| Budesonide 1,2 dihydro   | 0.017                     | 0.018 | 0.021                  | 0.020 | 0.019                 | 0.020 | 0.020                | 0.021 |
| 22-Methyl homologue  | ND                        | ND    | 0.016                  | 0.016 | 0.026                 | 0.022 | ND                   | ND    |
| D-homobudesonide   | 0.022                     | 0.022 | 0.020                  | 0.019 | 0.021                 | 0.020 | 0.021                | 0.021 |
| 14,15-dehydrobudesonide  | ND                        | ND    | ND                     | ND    | ND                    | ND    | ND                   | ND    |
| S-11-Keto budesonide   | 0.017                     | 0.022 | 0.030                  | 0.032 | 0.025                 | 0.023 | 0.025                | 0.025 |
| R-11-Keto budesonide   | 0.022                     | 0.023 | 0.032                  | 0.036 | 0.031                 | 0.030 | 0.030                | 0.031 |

EP 3 299 013 A1

(continued)

|    |  | Impurities (% wrt active) |       |              |       |              |       |              |       |
|----|--|---------------------------|-------|--------------|-------|--------------|-------|--------------|-------|
| 5  | Desonide   | ND                        | ND    | ND           | ND    | ND           | ND    | ND           | ND    |
|    | S-21-Acetate budesonide  | ND                        | ND    | ND           | ND    | ND           | ND    | ND           | ND    |
|    | R-21-Acetate budesonide  | ND                        | ND    | ND           | ND    | ND           | ND    | ND           | ND    |
|    | Total Knowns   | 0.054                     | 0.000 | 0.119        | 0.083 | 0.065        | 0.074 | 0.077        | 0.072 |
| 10 | Average Total Knowns   | <b>0.027</b>              |       | <b>0.101</b> |       | <b>0.070</b> |       | <b>0.075</b> |       |
|    | Max Unknown  | 0.031                     | 0.032 | 0.062        | 0.065 | 0.016        | 0.057 | 0.034        | 0.064 |
|    | Total Unknowns   | 0.000                     | 0.000 | 0.062        | 0.065 | 0.000        | 0.057 | 0.000        | 0.064 |
| 15 | Average Total Unknowns   | <b>0.000</b>              |       | <b>0.064</b> |       | <b>0.029</b> |       | <b>0.032</b> |       |
|    | Total Impurities   | 0.054                     | 0.000 | 0.181        | 0.148 | 0.065        | 0.131 | 0.077        | 0.136 |
|    | Average Total Impurities   | <b>0.027</b>              |       | <b>0.164</b> |       | <b>0.098</b> |       | <b>0.107</b> |       |
| 20 | Note: only impurities at levels greater than 0.05 % wrt active have been used to calculate the totals since levels below 0.05 % wrt active cannot be accurately quantified.<br>ND - not detectable (i.e. below the limit of detection) |                           |       |              |       |              |       |              |       |

Table 3

| Budesonide Content and Related Substances Results for Heated Budesonide Concentrate B |                                  |              |       |                        |       |                       |       |                       |       |
|---|----------------------------------|--------------|-------|------------------------|-------|-----------------------|-------|-----------------------|-------|
| CONCENTRATE B   |                                  | Control      |       | 110 °C for 120 minutes |       | 121 °C for 20 minutes |       | 121 °C for 30 minutes |       |
| 30  | Budesonide Content (%)           | 99.8         | 99.1  | 98.6                   | 98.6  | 99.0                  | 98.3  | 99.9                  | 99.7  |
|   | Total Budesonide Content (%)     | <b>99.5</b>  |       | <b>98.6</b>            |       | <b>98.7</b>           |       | <b>99.8</b>           |       |
| Impurities (% wrt active)   |                                  |              |       |                        |       |                       |       |                       |       |
| 35  | Desonide                         | ND           | ND    | ND                     | ND    | ND                    | ND    | ND                    | ND    |
|   | 16 $\alpha$ -hydroxyprednisolone | 0.039        | 0.039 | 0.055                  | 0.048 | 0.058                 | 0.056 | 0.040                 | 0.045 |
|   | 21-dehydro-budesonide            | 0.026        | 0.026 | 0.042                  | 0.060 | 0.025                 | 0.029 | 0.070                 | 0.065 |
|   | Budesonide 1,2 dihydro           | 0.017        | 0.019 | 0.021                  | 0.021 | 0.019                 | 0.019 | 0.019                 | 0.018 |
| 40  | 22-Methyl homologue              | 0.023        | 0.024 | 1 0.042                | 0.034 | 0.043                 | 0.037 | 0.019                 | 0.026 |
|   | D-homobudesonide                 | 0.021        | 0.021 | 0.020                  | 0.020 | 0.020                 | 0.020 | 0.020                 | 0.020 |
|   | 14,15-dehydrobudesonide          | ND           | ND    | ND                     | ND    | ND                    | ND    | ND                    | ND    |
|   | S-11-Keto budesonide             | 0.023        | 0.025 | - 0.034                | 0.030 | 0.019                 | 0.018 | 0.018                 | 0.020 |
| 45  | R-11-Keto budesonide             | 0.029        | 0.029 | 0.033                  | 0.035 | 0.043                 | 0.024 | 0.024                 | 0.024 |
|   | S-21-Acetate budesonide          | ND           | ND    | ND                     | ND    | ND                    | ND    | ND                    | ND    |
|   | R-21-Acetate budesonide          | ND           | ND    | ND                     | ND    | ND                    | ND    | ND                    | ND    |
| 50  | Total Knowns                     | 0.000        | 0.000 | 0.055                  | 0.060 | 0.058                 | 0.056 | 0.070                 | 0.065 |
|   | Average Total Knowns             | <b>0.000</b> |       | <b>0.058</b>           |       | <b>0.057</b>          |       | <b>0.068</b>          |       |
|   | Max Unknown                      | 0.031        | 0.051 | 0.067                  | 0.044 | 0.029                 | 0.029 | 0.029                 | 0.047 |
|   | Total Unknowns                   | 0.000        | 0.051 | 0.067                  | 0.000 | 0.000                 | 0.000 | 0.0001                | 0.000 |
| 55  | Average Total Unknowns           | <b>0.026</b> |       | <b>0.034</b>           |       | <b>0.000</b>          |       | <b>0.000</b>          |       |
|   | Total Impurities                 | 0.000        | 0.051 | 0.122                  | 0.060 | 0.058                 | 0.056 | 0.070                 | 0.065 |

EP 3 299 013 A1

(continued)

|  |                                  |              |              |              |
|--|----------------------------------|--------------|--------------|--------------|
|  | <b>Impurities (% wrt active)</b> |              |              |              |
| Average Total Impurities   | <b>0.026</b>                     | <b>0.091</b> | <b>0.057</b> | <b>0.068</b> |
| Note: only impurities at levels greater than 0.05 % wrt active have been used to calculate the totals since levels below 0.05 % wrt active cannot be accurately quantified.<br>ND - not detectable (i.e. below the limit of detection) |                                  |              |              |              |

**Table 4**

| <b>Budesonide Content and Related Substances Results for Heated Budesonide Concentrate C</b>   |                                  |       |                              |        |
|--|----------------------------------|-------|------------------------------|--------|
| <b>CONCENTRATE C</b>   | <b>Control</b>                   |       | <b>121 °C for 20 minutes</b> |        |
| Budesonide Content (%)   | 100.2                            | 99.8  | 102.3                        | 102.0. |
| Total Budesonide Content (%)   | <b>100.0</b>                     |       | <b>102.2</b>                 |        |
|  | <b>Impurities (% wrt active)</b> |       |                              |        |
| Desonide   | ND                               | ND    | ND                           | ND     |
| 16 $\alpha$ -hydroxyprednisolone   | 0.044                            | 0.053 | 0.054                        | 0.046  |
| 21-dehydro-budesonide  | 0.025                            | 0.022 | 0.027                        | 0.051  |
| Budesonide 1,2 dihydro   | 0.020                            | 0.020 | 0.022                        | 0.023  |
| 22-Methyl homologue  | 0.027                            | 0.039 | 0.040                        | 0.035  |
| D-homobudesonide   | 0.021                            | 0.021 | 0.020                        | 0.020  |
| 14,15-dehydrobudesonide  | ND                               | ND    | ND                           | ND     |
| S-11-Keto budesonide   | 0.023                            | 0.025 | 0.027                        | 0.031  |
| R-11-Keto budesonide   | 0.027                            | 0.028 | 0.030                        | 0.036  |
| S-21-Acetate budesonide  | ND                               | ND    | ND                           | ND     |
| R - 21 - Acetate budesonide  | ND                               | ND    | ND                           | ND     |
| Total Knowns   | 0.000                            | 0.053 | 0.054                        | 0.051  |
| Average Total Knowns   | <b>0.027</b>                     |       | <b>0.053</b>                 |        |
| Max Unknown  | 0.055                            | 0.056 | 0.040                        | 0.056  |
| Total Unknowns   | 0.055                            | 0.056 | 0.000                        | 0.056  |
| Average Total Unknowns   | <b>0.056</b>                     |       | <b>0.028</b>                 |        |
| Total Impurities   | 0.055                            | 0.109 | 0.054                        | 0.107  |
| Average Total Impurities   | <b>0.082</b>                     |       | <b>0.081</b>                 |        |
| Note: only impurities at levels greater than 0.05 % wrt active have been used to calculate the totals since levels below 0.05 % wrt active cannot be accurately quantified.<br>ND - not detectable (i.e. below the limit of detection) |                                  |       |                              |        |

**Table 5**

| <b>Budesonide Content and Related Substances Results for Heated Busonide Concentrate D</b> |                |      |                             |      |
|--|----------------|------|-----------------------------|------|
| <b>CONCENTRATE D</b>   | <b>Control</b> |      | <b>121°C for 20 minutes</b> |      |
| Budesonide Content (%)   | 98.6           | 98.7 | 98.9                        | 99.4 |
| Total Budesonide Content (%)   | <b>98.7</b>    |      | <b>99.2</b>                 |      |

EP 3 299 013 A1

(continued)

|    | Impurities (% wrt active)  |              |       |              |       |
|----|--|--------------|-------|--------------|-------|
| 5  | Desonide   | ND           | ND    | ND           | ND    |
|    | 16 $\alpha$ -hydroxyprednisolone   | 0.047        | 0.048 | 0.059        | 0.055 |
|    | 21-dehydro-budesonide  | 0.025        | 0.031 | 0.028        | 0.034 |
|    | Budesonide 1,2 dihydro   | 0.022        | 0.024 | 0.025        | 0.029 |
| 10 | 22-Methyl homologue  | 0.031        | 0.031 | 0.047        | 0.040 |
|    | D-homobudesonide   | 0.021        | 0.021 | 0.020        | 0.020 |
|    | 14,15-dehydrobudesonide  | ND           | ND    | ND           | ND    |
| 15 | S-11-Keto budesonide   | 0.021        | 0.023 | 0.023        | 0.023 |
|    | R-11-Keto budesonide   | 0.026        | 0.030 | 0.030        | 0.032 |
|    | S- 21 - Acetate budesonide   | ND           | ND    | ND           | ND    |
|    | R - 21 - Acetate budesonide  | ND           | ND    | ND           | ND    |
| 20 | Total Knowns   | 0.000        | 0.000 | 0.059        | 0.055 |
|    | Average Total Knowns   | <b>0.000</b> |       | <b>0.057</b> |       |
|    | Max Unknown  | 0.052        | 0.051 | 0.042        | 0.045 |
| 25 | Total Unknowns   | 0.052        | 0.051 | 0.000        | 0.000 |
|    | Average Total Unknowns   | <b>0.052</b> |       | <b>0.000</b> |       |
|    | Total Impurities   | 0.052        | 0.051 | 0.059        | 0.055 |
|    | Average Total Impurities   | <b>0.052</b> |       | <b>0.057</b> |       |
| 30 | Note: only impurities at levels greater than 0.05 % wrt active have been used to calculate the totals since levels below 0.05 % wrt active cannot be accurately quantified.<br>ND - not detectable (i.e. below the limit of detection) |              |       |              |       |

35

Tables 6

| Particle Size Distribution Results for Heated Budesonide Concentrates |                         |                                 |       |       |        |         |
|---|-------------------------|---------------------------------|-------|-------|--------|---------|
| Concentrate   | Heating Regime          | Average Values in $\mu\text{m}$ |       |       |        |         |
|   |                         | Dv10*                           | Dv50* | Dv90* | SPAN** | D[4,3]† |
| A   | Control                 | 0.46                            | 1.48  | 3.04  | 1.75   | 1.64    |
|   | 110 °C for 120 mins (1) | 0.50                            | 1.72  | 3.52  | 1.76   | 1.89    |
|   | 110 °C for 120 mins (2) | 0.48                            | 1.73  | 3.62  | 1.81   | 1.91    |
|   | 121 °C for 20 mins (1)  | 0.49                            | 1.73  | 3.57  | 1.78   | 1.90    |
|   | 121 °C for 20 mins (2)  | 0.49                            | 1.73  | 3.60  | 1.80   | 1.91    |
|   | 121 °C for 30 mins (1)  | 0.50                            | 1.72  | 3.54  | 1.76   | 1.90    |
|   | 121 °C for 30 mins (2)  | 0.49                            | 1.74  | 3.61  | 1.79   | 1.92    |

55

EP 3 299 013 A1

(continued)

| Particle Size Distribution Results for Heated Budesonide Concentrates |                         |                                 |       |       |        |         |
|---|-------------------------|---------------------------------|-------|-------|--------|---------|
| Concentrate   | Heating Regime          | Average Values in $\mu\text{m}$ |       |       |        |         |
|   |                         | Dv10*                           | Dv50* | Dv90* | SPAN** | D[4,3]† |
| B   | Control                 | 0.47                            | 1.46  | 2.93  | 1.68   | 1.60    |
|   | 110 °C for 120 mins (1) | 0.48                            | 1.70  | 3.51  | 1.79   | 1.87    |
|   | 110 °C for 120 mins (2) | 0.50                            | 1.70  | 3.50  | 1.77   | 1.87    |
|   | 121 °C for 20 mins (1)  | 0.51                            | 1.71  | 3.54  | 1.77   | 1.89    |
|   | 121 °C for 20 mins (2)  | 0.49                            | 1.73  | 3.60  | 1.80   | 1.91    |
|   | 121 °C for 30 mins (1)  | 0.50                            | 1.75  | 3.59  | 1.77   | 1.92    |
|   | 121 °C for 30 mins (2)  | 0.48                            | 1.76  | 3.71  | 1.84   | 1.94    |
| C   | Control                 | 0.48                            | 1.48  | 2.98  | 1.69   | 1.62    |
|   | 121 °C for 20 mins (1)  | 0.51                            | 1.78  | 3.73  | 1.81   | 1.97    |
|   | 121 °C for 20 mins (2)  | 0.51                            | 1.79  | 3.74  | 1.81   | 1.97    |
| D   | Control                 | 0.48                            | 1.51  | 3.06  | 1.71   | 1.66    |
|   | 121 °C for 20 mins (1)  | 0.51                            | 1.78  | 3.69  | 1.79   | 1.96    |
|   | 121 °C for 20 mins (2)  | 0.51                            | 1.76  | 3.66  | 1.79   | 1.94    |

\* Dv = Volume Diameter at 10<sup>th</sup>, 50<sup>th</sup> or 90<sup>th</sup> percentile of the distribution  
 \*\* Span = (Dv90 - Dv10)/ Dv90 †Volume Moment Mean Diameter

**Example 2:**

**Heat Sterilization of Budesonide - Study 2**

[0053] The apparent concentration dependent reduction of degradation product production observed in Example 1 prompted a subsequent study to determine the lowest budesonide concentration limits that could be sterilized while maintaining acceptable degradation and particle sizes. The samples were prepared according to the procedures outlined in Example 1, with the exception that the heating and time exposures were limited to 121°C for 30 minutes.

[0054] Table 7 describes a budesonide concentrate from which subsequent dilutions were made. The heated and diluted samples were analyzed to determine budesonide content and impurity levels (both known and unknown), the results of which are presented in Tables 8, with particle size distribution reported in Table 9. Figures 3 and 4 graphically display respectively the budesonide content and total impurities of the heat stressed diluted samples. Sterilization was confirmed by use of bioindicators that were heated concomitantly with the sample concentrates.

[0055] The data from this study tends to confirm previous observations indicating that the lower the corticosteroid concentration to be heat sterilized, the greater the associated degradation products. It would appear, based on both total degradants produced and resulting particle sizes that the lowest concentration for producing an acceptable heat sterilized product is about 15 mg/ml (see Figs. 3 & 4).

**Table 7**

| Formulation of Budesonide Concentrate and Diluent |             |                       |
|---|-------------|-----------------------|
|   |             | Concentration (mg/ml) |
| Budesonide  | Concentrate | 37.5                  |
|   | Diluent     | 0                     |
| Polysorbate 80 Ph.Eur.                            | Concentrate | 30                    |
|   | Diluent     | 0                     |
| Sodium Chloride Ph. Eur.                          | All         | 8.5                   |

EP 3 299 013 A1

(continued)

| <b>Formulation of Budesonide Concentrate and Diluent</b> |     |                              |
|--|-----|------------------------------|
|  |     | <b>Concentration (mg/ml)</b> |
| Sodium Citrate Dihydrate Ph. Eur.                        | All | 0.5                          |
| Citric Acid Monohydrate Ph. Eur.                         | All | 0.31                         |
| Disodium Edetate Dihydrate Ph. Eur.                      | All | 0.1                          |

**Table 8**

| <b>Related Substances Results for Budesonide Concentrates in Budesonide</b> |                            |               |                          |               |                           |               |                           |               |      |
|---|----------------------------|---------------|--------------------------|---------------|---------------------------|---------------|---------------------------|---------------|------|
| <b>Impurity (%w.r.t. active)</b>  | <b>Concentrate Sample</b>  |               |                          |               |                           |               |                           |               |      |
|   | <b>0.5 mg/ml of Active</b> |               | <b>1 mg/ml of Active</b> |               | <b>2 mg/ml of Active</b>  |               | <b>3 mg/ml of Active</b>  |               |      |
|   | <b>Control</b>             | <b>Heated</b> | <b>Control</b>           | <b>Heated</b> | <b>Control</b>            | <b>Heated</b> | <b>Control</b>            | <b>Heated</b> |      |
| 16 $\alpha$ Hydrocortisone  | ND                         | 0.11          | N.D.                     | 0.03          | N.D.                      | N.D.          | N.D.                      | N.D.          | N.D. |
| Desonide  | ND                         | 0.06          | N.D.                     | 0.03          | N.D.                      | N.D.          | N.D.                      | N.D.          | N.D. |
| 21 - Dehydro - budesonide   | ND                         | ND            | N.T.                     | N.T.          | N.T.                      | N.T.          | N.T.                      | N.T.          | N.T. |
| Budesonide -1,2 - dihydro   | ND                         | 0.95          | N.D.                     | 0.28          | N.D.                      | 0.20          | N.D.                      | 0.05          |      |
| 22 - Methyl- Homologue of Budesonide  | ND                         | ND            | N.D.                     | N.D.          | N.D.                      | N.D.          | N.D.                      | N.D.          | N.D. |
| D-homobudesonide  | ND                         | 0.02          | N.D.                     | N.D.          | N.D.                      | N.D.          | N.D.                      | N.D.          | N.D. |
| T4, 15- dehydrobudesonid e  | ND                         | ND            | N.D.                     | N.D.          | N.D.                      | N.D.          | N.D.                      | N.D.          | N.D. |
| S - 11 - keto budesonide  | 0.02                       | 0.33          | 0.02                     | 0.35          | 0.02                      | 0.16          | 0.02                      | 0.15          |      |
| R - 11 - keto budesonide  | 0.02                       | 0.15          | 0.02                     | 0.13          | 0.02                      | 0.08          | 0.02                      | 0.07          |      |
| S - 21 - acetate budesonide   | ND                         | ND            | N.D.                     | N.D.          | N.D.                      | N.D.          | N.D.                      | N.D.          | N.D. |
| R - 21 - acetate budesonide   | ND                         | ND            | N.D.                     | N.D.          | N.D.                      | N.D.          | N.D.                      | N.D.          | N.D. |
| Total Known   | 0.00                       | 1.60          | 0.00                     | 0.76          | 0.00                      | 0.44          | 0.00                      | 0.27          |      |
| Max Unknown   | 0.00                       | 0.48          | 0.00                     | 0.14          | 0.00                      | 0.07          | 0.00                      | 0.07          |      |
| Total Unknown   | 0.00                       | 1.38          | 0.00                     | 0.42          | 0.00                      | 0.13          | 0.00                      | 0.07          |      |
| Total Impurities  | 0.00                       | 2.98          | 0.00                     | 1.18          | 0.00                      | 0.57          | 0.00                      | 0.34          |      |
| <b>Impurity (%w.r.t. active)</b>  | <b>Concentrate Sample</b>  |               |                          |               |                           |               |                           |               |      |
|   | <b>4 mg/ml of Active</b>   |               | <b>5 mg/ml of Active</b> |               | <b>10 mg/ml of Active</b> |               | <b>15 mg/ml of Active</b> |               |      |
|   | <b>Control</b>             | <b>Heated</b> | <b>Control</b>           | <b>Heated</b> | <b>Control</b>            | <b>Heated</b> | <b>Control</b>            | <b>Heated</b> |      |
| 16 $\alpha$ Hydrocortisone  | N.D.                       | N.D.          | ND                       | ND            | ND                        | ND            | ND                        | ND            |      |
| Desonide  | N.D.                       | N.D.          | ND                       | ND            | ND                        | ND            | ND                        | ND            |      |

EP 3 299 013 A1

(continued)

| Impurity (%w.r.t. active)             | Concentrate Sample        |               |                           |               |                           |               |                           |               |
|---------------------------------------|---------------------------|---------------|---------------------------|---------------|---------------------------|---------------|---------------------------|---------------|
|                                       | 4 mg/ml of Active         |               | 5 mg/ml of Active         |               | 10 mg/ml of Active        |               | 15 mg/ml of Active        |               |
|                                       | Control                   | Heated        | Control                   | Heated        | Control                   | Heated        | Control                   | Heated        |
| 21 - Dehydro - Budesonide             | N.T.                      | N.T.          | - ND                      | ND            | ND                        | ND            | ND                        | ND            |
| Budesonide - 1,2 - dihydro            | N.D.                      | 0.13          | NOD                       | ND            | ND                        | NOD           | ND                        | ND            |
| 22 - Methyl - Homologue of Budesonide | N.D.                      | N.D.          | ND                        | ND            | ND                        | ND            | ND                        | ND            |
| D - homobudesonide                    | N.D.                      | N.D.          | ND                        | ND            | ND                        | ND            | ND                        | ND            |
| 14, 15 - dehydrobudesonid e           | N.D.                      | N.D.          | ND                        | N.D. ND       | ND                        | ND            | ND                        | ND            |
| S - 11 - keto budesonide              | 0.02                      | 0.10          | 0.02                      | 0.09          | 0.02                      | 0.04          | 0.02                      | 0.04          |
| R - 11 - keto budesonide              | 0.02                      | 0.05          | 0.02                      | 0.05          | 0.02                      | 0.03          | 0.02                      | 3 0.03        |
| S - 21 - acetate i budesonide         | N.D.                      | 0.04          | ND                        | ND            | ND                        | ND            | ND                        | ND            |
| R - 21- acetate budesonide            | N.D.                      | N.D.          | ND                        | ND            | ND                        | ND            | ND                        | ND            |
| Total Known                           | 0.00                      | 0.28          | 0.00                      | 0.14          | 0.00                      | 0.00          | 0.00                      | 0.00          |
| Max Unknown                           | 0.00                      | 0.06          | 0.00                      | 0.06          | 0.00                      | 0.09          | 0.06                      | 0.08          |
| Total Unknown                         | 0.00                      | 0.06          | 0.00                      | 0.06          | 0.00                      | 0.09          | 0.06                      | 0.08          |
| Total Impurities                      | 0.00                      | 0.34          | 0.00                      | 0.20          | 0.00                      | 0.09          | 0.06                      | 0.08          |
|                                       | <b>20 mg/ml of Active</b> |               | <b>25 mg/ml of Active</b> |               | <b>30 mg/ml of Active</b> |               | <b>35 mg/ml of Active</b> |               |
|                                       | <b>Control</b>            | <b>Heated</b> | <b>Control</b>            | <b>Heated</b> | <b>Control</b>            | <b>Heated</b> | <b>Control</b>            | <b>Heated</b> |
| 16 $\alpha$ Hydropredisolone          | ND                        | ND            | ND                        | ND            | ND                        | ND            | ND                        | ND            |
| Desonide                              | ND                        | ND            | ND                        | ND            | ND                        | ND            | ND                        | ND            |
| 21 - Dehydro - budesonide             | ND                        | ND            | ND                        | ND            | ND                        | ND            | ND                        | ND            |
| Budesonide - 1,2 - dihydro            | ND                        | ND            | ND                        | ND            | ND                        | ND            | ND                        | ND            |
| 22 - Methyl - Homologue of Budesonide | ND                        | ND            | ND                        | ND            | ND                        | ND            | ND                        | ND            |
| D - homobudesonide                    | ND                        | ND            | ND                        | ND            | ND                        | ND            | ND                        | ND            |
| 14, 15 - dehydrobudesonid e           | ND                        | ND            | ND                        | ND            | 0.01                      | ND            | ND                        | 0.01          |
| S - 11 - keto budesonide              | 0.02                      | 0.04          | - 0.02                    | 0.03          | 0.02                      | 0.03          | 0.02                      | 0.02          |
| R - 12 - keto budesonide              | 0.02                      | 0.03          | 0.02                      | 0.02          | 0.02                      | 0.02          | 0.02                      | 0.02          |

EP 3 299 013 A1

(continued)

|   | 20 mg/ml of Active |         | 25 mg/ml of Active |         | 30 mg/ml of Active |         | 35 mg/ml of Active |      |
|---|--------------------|---------|--------------------|---------|--------------------|---------|--------------------|------|
| Control   | Heated             | Control | Heated             | Control | Heated             | Control | Heated             |      |
| S - 21 - acetate budesonide   | ND                 | ND      | ND                 | ND      | ND                 | ND      | ND                 | ND   |
| R - 21 - acetate budesonide   | ND                 | ND      | ND                 | ND      | ND                 | ND      | ND                 | ND   |
| Total Known   | 0.00               | 0.00    | 0.00               | 0.00    | 0.00               | 0.00    | 0.00               | 0.00 |
| Max Unknown   | 0.07               | 0.10    | 0.08               | 0.09    | 0.00               | 0.10    | 0.09               | 0.10 |
| Total Unknown   | 0.07               | 0.10    | 0.08               | 0.09    | 0.00               | 0.10    | 0.09               | 0.10 |
| Total Impurities  | 0.07               | 0.10    | 0.08               | 0.09    | 0.00               | 0.10    | 0.09               | 0.10 |
| ND- not detectable (i.e. below the limit of detection)<br>NT - not tested |                    |         |                    |         |                    |         |                    |      |

Table 9

| Particle Size Distribution Results for Budesonide Concentrates in Budesonide   |                |                         |      |      |      |        |
|--|----------------|-------------------------|------|------|------|--------|
| Concentrate (mg/ml of Active)  | Heating Regime | Values in $\mu\text{m}$ |      |      |      |        |
|  |                | Dv10                    | Dv50 | Dv90 | SPAN | D[4,3] |
| 0.5  | Control        | 0.56                    | 2.10 | 4.75 | 2.00 | 2.43   |
|  | Heated         | a                       | a    | a    | a    | a      |
|  | Heated         | NT                      | NT   | NT   | NT   | NT     |
| 5 <sup>b</sup>   | Control        | 0.73                    | 2.26 | 4.76 | 1.78 | 2.53   |
|  | Heated         | 0.60                    | 3.09 | 6.92 | 2.05 | 3.97   |
| 10 <sup>b</sup>  | Control        | 0.72                    | 2.23 | 4.71 | 1.79 | 2.51   |
|  | Heated         | 0.66                    | 2.97 | 6.37 | 1.92 | 3.51   |
| 15   | Control        | 0.70                    | 2.21 | 4.67 | 1.80 | 2.49   |
|  | Heated         | 0.66                    | 2.94 | 6.08 | 1.85 | 3.21   |
| 25   | Control        | 0.71                    | 2.22 | 4.69 | 1.79 | 2.50   |
|  | Heated         | 0.68                    | 2.88 | 5.94 | 1.83 | 3.15   |
| 35   | Control        | 0.68                    | 2.93 | 6.01 | 1.82 | 3.19   |
|  | Heated         | 0.67                    | 2.89 | 5.96 | 1.83 | 3.16   |
| <sup>a</sup> - The particle size distribution of the samples was unable to be obtained by laser light scattering due to insufficient suspended particles after heating.<br><sup>b</sup> - A small percentage of particles of greater than 40 $\mu\text{m}$ were detected.<br>NT - not tested |                |                         |      |      |      |        |

**Example 3:**

**Heat Sterilization of Beclomethasone dipropionate**

[0056] The procedures of Example 1 were used to prepare beclomethasone concentrates and dilutions as indicated in Table 10. Determination of impurity levels and particle size were also determined as outlined above. The results indicate (data not shown) that there was no significant change in beclomethasone content or increase in impurities upon heating in the autoclave. Additionally, autoclaving resulted in no significant change in particle size distribution.

Table 10

| Formulations of BDP Concentrate and BDP Product Suspension Heat regimen 121/30 |                    |                       |
|--|--------------------|-----------------------|
|  |                    | Concentration (mg/ml) |
| BDP  | Concentrate        | 75                    |
|  | Product Suspension | 0.5                   |
| Polysorbate 80 Ph.Eur.   | Concentrate        | 30                    |
|  | Product Suspension | 0.2                   |
| Sodium Chloride Ph. Eur.   | All                | 8.5                   |
| Sodium Citrate Dihydrate Ph. Eur.  | All                | 0.5                   |
| Citric Acid Monohydrate Ph. Eur.   | All                | 0.31                  |
| Disodium Edetate Dihydrate Ph. Eur.  | All                | 0.1                   |

### Equivalents

[0057] While the claimed invention has been described in detail and with reference to specific embodiments thereof, it will be apparent to one of ordinary skill in the art that various changes and modifications can be made to the claimed invention without departing from the spirit and scope thereof. Thus, for examples, those skilled in the art will recognize, or be able to ascertain, using no more than routine experimentation, numerous equivalents to the specific substances and procedures described herein. Such equivalents are considered to be within the scope of this invention, and are covered by the following claims.

[0058] Embodiments of the invention are provided below:

1. A method for the sterilization of a labile glucocorticosteroid, comprising the step of applying moist heat to a suspension of a labile glucocorticosteroid for a sterilizing-effective time.

2. A method for the sterilization of a glucocorticosteroid, comprising the step of heating an aqueous suspension of a glucocorticosteroid, wherein the glucocorticosteroid has a sufficiently low solubility in water and is used in a sufficient amount that at least 50% of the glucocorticosteroid is in the form of a suspension during heating.

3. The method of embodiment 2, wherein at least 60% of the glucocorticosteroid is in the form of a suspension during heating.

4. The method of any preceding embodiment, wherein heating is at a temperature of from about 101°C to about 145°C.

5. The method of any preceding embodiment, wherein heating is carried out by autoclaving.

6. The method of any preceding embodiment, wherein heating is carried out for about 2 to about 180 minutes.

7. The method of any preceding embodiment, wherein the suspension further comprises a surfactant.

8. The method of embodiment 7, wherein the surfactant is present at a concentration of from about 0.75 mg/ml to about 60 mg/ml.

9. The method of any preceding embodiment, wherein the glucocorticosteroid is budesonide or beclomethasone dipropionate.

10. The method of embodiment 9, wherein the glucocorticosteroid is budesonide, and the heating is carried out at 121°C for about 20-30 minutes or at 110°C for about 120 minutes.

11. The method of embodiment 9, wherein the glucocorticosteroid is beclomethasone dipropionate, and the heating carried out at 121°C for about 20-30 minutes or at 110°C for about 120 minutes.

## EP 3 299 013 A1

12. The method of any preceding embodiment, wherein the glucocorticosteroid is at a concentration of from about 15 mg/ml to about 150 mg/ml.

5 13. A method for the sterilization of budesonide, comprising the step of heating an aqueous suspension of budesonide at a concentration of from about 15 mg/ml to about 150 mg/ml at a temperature of from about 101°C to about 145°C for about 2 to about 180 minutes.

10 14. The method of any preceding embodiment, further comprising the step of diluting the suspension to a pharmaceutically suitable concentration.

15 15. A composition obtainable by the method of any preceding embodiment.

16. A sterile aqueous suspension comprising a glucocorticosteroid obtained by the method of any of embodiments 1 to 14, wherein the particle size of the glucocorticosteroid is such that the Dv100 is less than 20 μm, the Dv90 is less than 10 μm and the Dv50 is less than 5 μm.

17. A sterile aqueous budesonide suspension obtained by the method of any of embodiments 1 to 14, wherein the suspension comprises less than 0.2% by weight of 1,2-dihydro budesonide based on the amount of budesonide.

### 20 Claims

25 1. A method for the sterilization of a labile glucocorticosteroid, comprising the step of heating an aqueous suspension of the glucocorticosteroid, wherein the glucocorticosteroid is at a concentration of from about 15 mg/ml to about 150 mg/ml, and wherein the glucocorticosteroid has a sufficiently low solubility in water and is used in a sufficient amount that at least 70% of the glucocorticosteroid is in the form of a suspension during heating, and wherein the suspension further comprises a surfactant.

30 2. The method of claim 1, wherein heating is at a temperature of from about 101°C to about 145°C.

3. The method of any preceding claim, wherein heating is carried out by autoclaving.

4. The method of any preceding claim, wherein heating is carried out for about 2 to about 180 minutes.

35 5. The method of any preceding claim, wherein the surfactant is present at a concentration of from about 0.75 mg/ml to about 60 mg/ml.

40 6. The method of any preceding claim, wherein the glucocorticosteroid is beclomethasone, budesonide, cirlesonide, cortivazol, deflazacort, flumethasone, flunisolide, fluocinolone, fluticasone, mometasone, rofleponide, tipredane and triamcinolone.

7. The method of any preceding claim, wherein the glucocorticosteroid is budesonide or beclomethasone dipropionate.

45 8. The method of any preceding claim, wherein the glucocorticosteroid is budesonide, and the heating is carried out at 121°C for about 20-30 minutes or at 110°C for about 120 minutes.

9. The method of claims 1 to 7, wherein the glucocorticosteroid is beclomethasone dipropionate, and the heating carried out at 121°C for about 20-30 minutes or at 110°C for about 120 minutes.

50 10. A method for the sterilization of budesonide, comprising the step of heating an aqueous suspension of budesonide at a concentration of from about 15 mg/ml to about 150 mg/ml at a temperature of from about 101°C to about 145°C for about 2 to about 180 minutes, wherein at least 70% of the budesonide is in the form of a suspension during heating.

55 11. The method of any preceding claim, further comprising the step of diluting the suspension to a pharmaceutically suitable concentration.

12. A sterile aqueous suspension comprising a glucocorticosteroid obtainable by the method of any preceding claim.

Figure 1

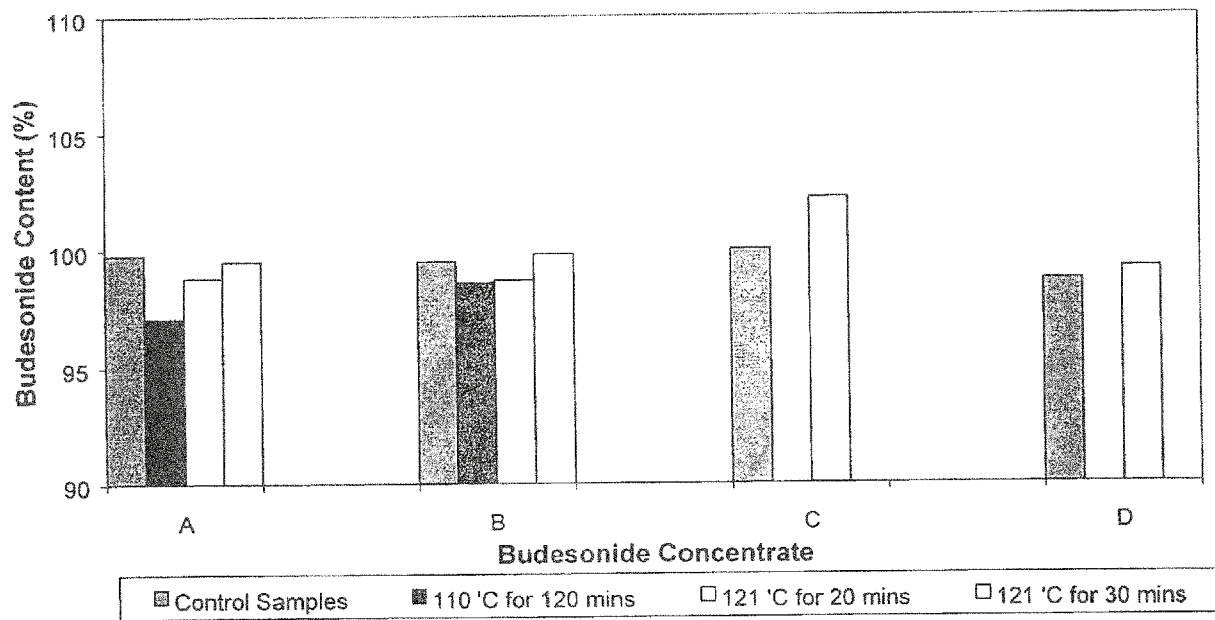


Figure 2

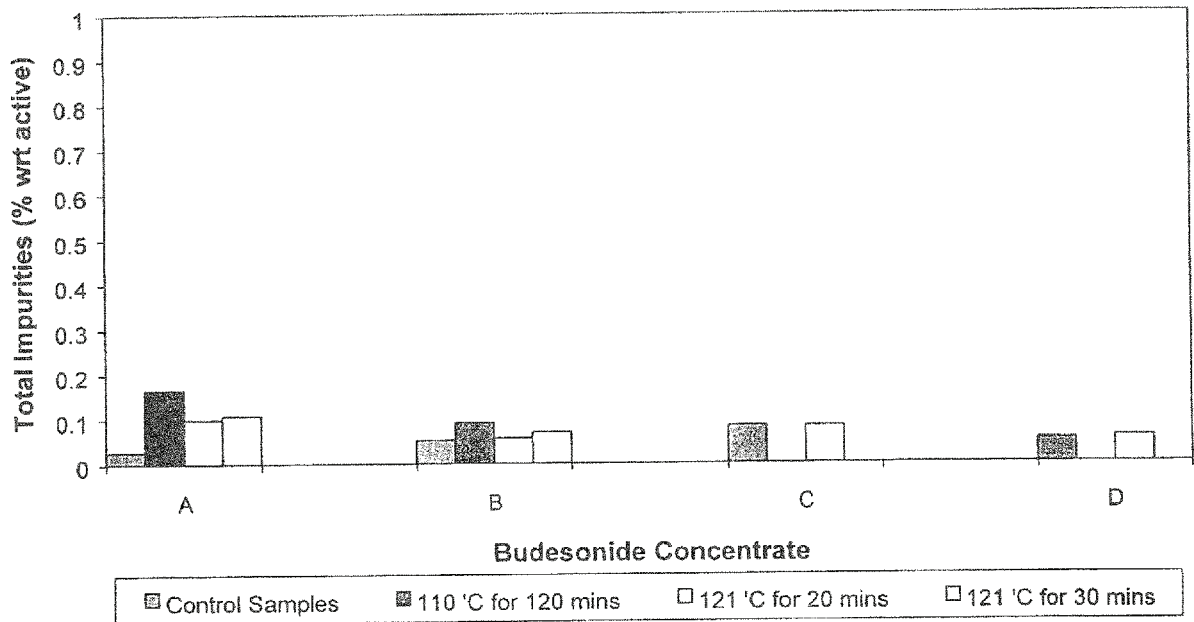


Figure 3

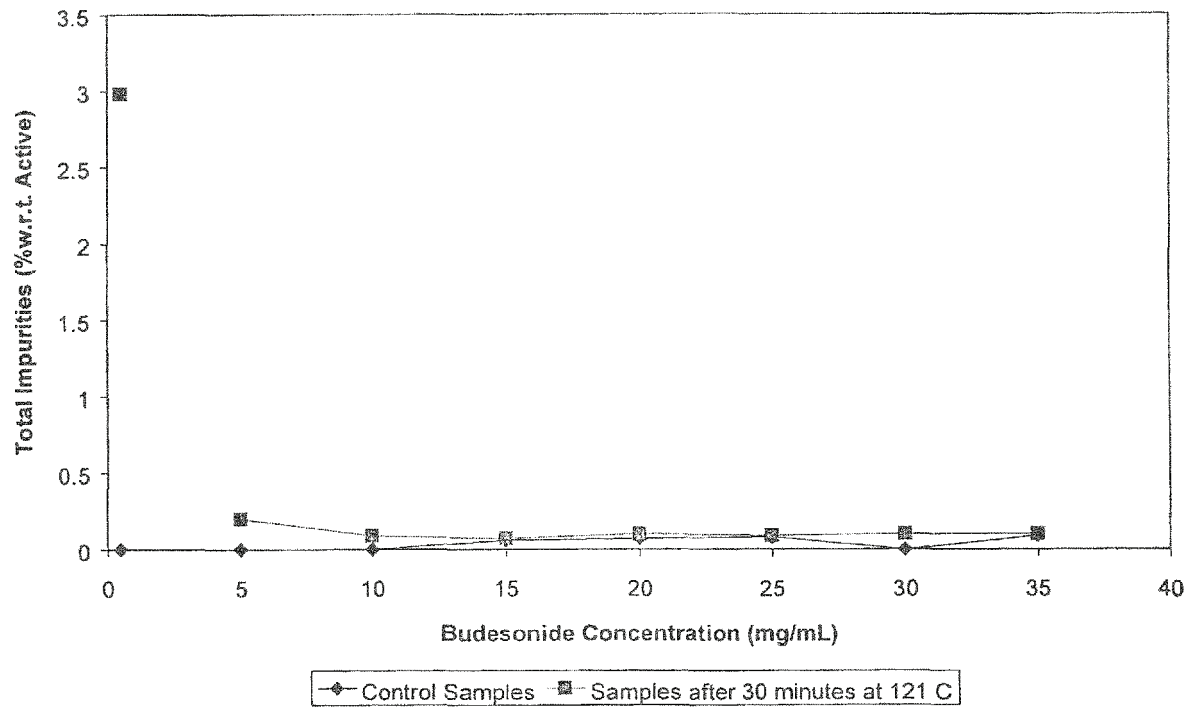
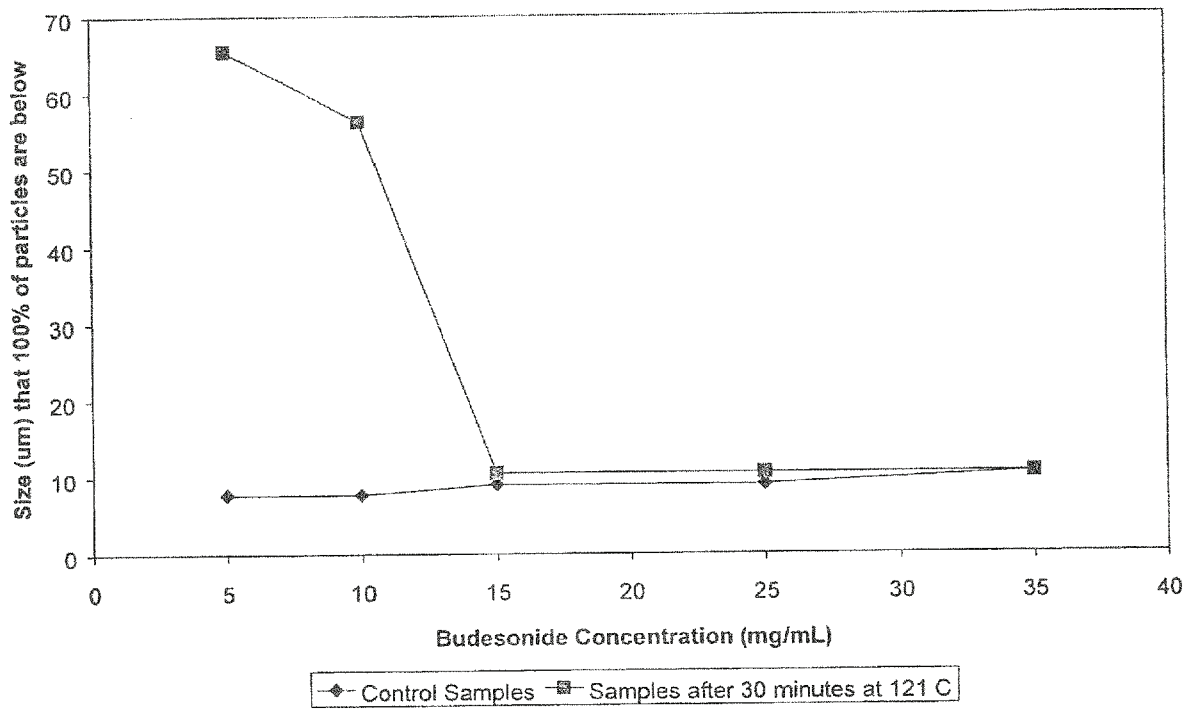


Figure 4





EUROPEAN SEARCH REPORT

Application Number  
EP 17 19 5406

5

10

15

20

25

30

35

40

45

50

55

| DOCUMENTS CONSIDERED TO BE RELEVANT  |  |   |   |
|--|--|---|---|
| Category   | Citation of document with indication, where appropriate, of relevant passages  | Relevant to claim   | CLASSIFICATION OF THE APPLICATION (IPC) |
| A  | US 6 066 292 A (PURWAR ET AL)<br>23 May 2000 (2000-05-23)<br>* column 2 - column 3; claims<br>1,6,17,18,24,28,29 *<br>* column 4, line 43 - line 67 *<br>* column 6, line 55 - column 7; examples<br>1-8 * | 1,10,12   | INV.<br>A61K9/10                        |
| A  | US 5 993 781 A (SNELL ET AL)<br>30 November 1999 (1999-11-30)<br>* claims 1,2,27 *   | 1,10,12   |   |
| A  | US 2003/103864 A1 (MCAFFER IAN G.C ET AL)<br>5 June 2003 (2003-06-05)<br>* paragraphs [0005], [0006], [0010],<br>[0015], [0028], [0029]; claims<br>1,7,13,15,22-25; examples 1-7 *                         | 1,10,12   |   |
| A  | US 2002/065256 A1 (KARLSSON ANN-KRISTIN ET AL)<br>30 May 2002 (2002-05-30)<br>* paragraphs [0009], [0032], [0042];<br>claims 7,8,15,20-24; example 2 *   | 1,10,12   | TECHNICAL FIELDS<br>SEARCHED (IPC)      |
| A  | US 6 464 958 B1 (BERNINI EVA ET AL)<br>15 October 2002 (2002-10-15)<br>* the whole document *  | 1,10,12   | A61K<br>A61L                            |
| The present search report has been drawn up for all claims   |  |   |   |
| Place of search<br><b>Munich</b>   |  | Date of completion of the search<br><b>31 January 2018</b>  | Examiner<br><b>Kardas-Llorens, Eyüp</b> |
| CATEGORY OF CITED DOCUMENTS<br>X : particularly relevant if taken alone<br>Y : particularly relevant if combined with another document of the same category<br>A : technological background<br>O : non-written disclosure<br>P : intermediate document |  | T : theory or principle underlying the invention<br>E : earlier patent document, but published on, or after the filing date<br>D : document cited in the application<br>L : document cited for other reasons<br>.....<br>& : member of the same patent family, corresponding document |   |

EPO FORM 1503 03 82 (P04C01)

ANNEX TO THE EUROPEAN SEARCH REPORT  
ON EUROPEAN PATENT APPLICATION NO.

EP 17 19 5406

5 This annex lists the patent family members relating to the patent documents cited in the above-mentioned European search report.  
The members are as contained in the European Patent Office EDP file on  
The European Patent Office is in no way liable for these particulars which are merely given for the purpose of information.

31-01-2018

| Patent document<br>cited in search report | Publication<br>date | Patent family<br>member(s) | Publication<br>date |
|---|---------------------|----------------------------|---------------------|
| US 6066292 A                              | 23-05-2000          | AU 730621 B2               | 08-03-2001          |
|   |                     | CA 2310698 A1              | 01-07-1999          |
|   |                     | CN 1282256 A               | 31-01-2001          |
|   |                     | EP 1039937 A2              | 04-10-2000          |
|   |                     | JP 2001526089 A            | 18-12-2001          |
|   |                     | KR 20010033306 A           | 25-04-2001          |
|   |                     | US 6066292 A               | 23-05-2000          |
|   |                     | WO 9932156 A2              | 01-07-1999          |
|   |                     | ZA 9811621 B               | 23-06-1999          |
|   |                     | -----                      | -----               |
| US 5993781 A                              | 30-11-1999          | AT 207734 T                | 15-11-2001          |
|   |                     | AU 710821 B2               | 30-09-1999          |
|   |                     | BR 9507746 A               | 19-08-1997          |
|   |                     | CA 2190763 A1              | 30-11-1995          |
|   |                     | CN 1148804 A               | 30-04-1997          |
|   |                     | CY 2294 B1                 | 04-07-2003          |
|   |                     | CZ 9603423 A3              | 16-07-1997          |
|   |                     | DE 69523587 D1             | 06-12-2001          |
|   |                     | DE 69523587 T2             | 27-06-2002          |
|   |                     | DK 0760649 T3              | 28-01-2002          |
|   |                     | EP 0760649 A1              | 12-03-1997          |
|   |                     | ES 2164767 T3              | 01-03-2002          |
|   |                     | FI 964634 A                | 20-11-1996          |
|   |                     | HK 1004192 A1              | 12-04-2002          |
|   |                     | HU 223316 B1               | 28-05-2004          |
|   |                     | IL 113794 A                | 31-10-2000          |
|   |                     | JP H10500420 A             | 13-01-1998          |
|   |                     | KR 100361413 B1            | 19-02-2003          |
|   |                     | NO 964938 A                | 20-11-1996          |
|   |                     | NZ 287425 A                | 27-05-1998          |
|   |                     | PL 317225 A1               | 17-03-1997          |
|   |                     | PT 760649 E                | 29-04-2002          |
|   |                     | RU 2161485 C2              | 10-01-2001          |
|   |                     | SI 0760649 T1              | 30-04-2002          |
|   |                     | TW 438604 B                | 07-06-2001          |
|   |                     | US 5993781 A               | 30-11-1999          |
|   |                     | WO 9531964 A1              | 30-11-1995          |
| ZA 9504101 B                              | 29-01-1996          |                            |                     |
| -----                                     | -----               | -----                      | -----               |
| US 2003103864 A1                          | 05-06-2003          | AT 330638 T                | 15-07-2006          |
|   |                     | AU 2389602 A               | 03-06-2002          |
|   |                     | BR 0115584 A               | 23-09-2003          |
|   |                     | CA 2429574 A1              | 30-05-2002          |
|   |                     | CZ 20031446 A3             | 15-10-2003          |
|   |                     | DE 60121023 T2             | 28-12-2006          |
|   |                     | DK 1337279 T3              | 25-09-2006          |

EPO FORM P0459

For more details about this annex : see Official Journal of the European Patent Office, No. 12/82

55

ANNEX TO THE EUROPEAN SEARCH REPORT  
ON EUROPEAN PATENT APPLICATION NO.

EP 17 19 5406

5 This annex lists the patent family members relating to the patent documents cited in the above-mentioned European search report.  
The members are as contained in the European Patent Office EDP file on  
The European Patent Office is in no way liable for these particulars which are merely given for the purpose of information.

31-01-2018

| Patent document<br>cited in search report | Publication<br>date | Patent family<br>member(s) | Publication<br>date |
|---|---------------------|----------------------------|---------------------|
|   |                     | EP 1337279 A1              | 27-08-2003          |
|   |                     | ES 2266310 T3              | 01-03-2007          |
|   |                     | GB 2374013 A               | 09-10-2002          |
|   |                     | HK 1057492 A1              | 25-08-2006          |
|   |                     | HU 0302630 A2              | 28-11-2003          |
|   |                     | IS 6817 A                  | 15-05-2003          |
|   |                     | JP 4048114 B2              | 13-02-2008          |
|   |                     | JP 2004513749 A            | 13-05-2004          |
|   |                     | NO 20032361 A              | 24-07-2003          |
|   |                     | NZ 526118 A                | 29-10-2004          |
|   |                     | US 2003103864 A1           | 05-06-2003          |
|   |                     | WO 0241925 A1              | 30-05-2002          |
| -----                                     |                     |                            |                     |
| US 2002065256 A1                          | 30-05-2002          | AR 013765 A1               | 10-01-2001          |
|   |                     | AT 259642 T                | 15-03-2004          |
|   |                     | AU 744992 B2               | 07-03-2002          |
|   |                     | BR 9814118 A               | 03-10-2000          |
|   |                     | CA 2310222 A1              | 27-05-1999          |
|   |                     | CN 1285750 A               | 28-02-2001          |
|   |                     | DE 69821796 D1             | 25-03-2004          |
|   |                     | DE 69821796 T2             | 13-01-2005          |
|   |                     | DK 1032396 T3              | 24-05-2004          |
|   |                     | EP 1032396 A1              | 06-09-2000          |
|   |                     | ES 2214749 T3              | 16-09-2004          |
|   |                     | HK 1030549 A1              | 03-09-2004          |
|   |                     | IL 136086 A                | 17-05-2005          |
|   |                     | JP 4598268 B2              | 15-12-2010          |
|   |                     | JP 2001523638 A            | 27-11-2001          |
|   |                     | JP 2010070567 A            | 02-04-2010          |
|   |                     | KR 20010032088 A           | 16-04-2001          |
|   |                     | MY 118856 A                | 31-01-2005          |
|   |                     | NO 20002470 A              | 05-07-2000          |
|   |                     | NZ 504273 A                | 25-10-2002          |
|   |                     | PT 1032396 E               | 30-06-2004          |
|   |                     | TW 1242436 B               | 01-11-2005          |
|   |                     | US 6392036 B1              | 21-05-2002          |
|   |                     | US 2002065256 A1           | 30-05-2002          |
|   |                     | US 2007197489 A1           | 23-08-2007          |
|   |                     | WO 9925359 A1              | 27-05-1999          |
|   |                     | ZA 9810217 B               | 14-05-1999          |
| -----                                     |                     |                            |                     |
| US 6464958 B1                             | 15-10-2002          | AT 352288 T                | 15-02-2007          |
|   |                     | AU 762367 B2               | 26-06-2003          |
|   |                     | BR 9915251 A               | 30-10-2001          |
|   |                     | CA 2349268 A1              | 11-05-2000          |
|   |                     | CA 2614633 A1              | 11-05-2000          |

EPO FORM P0459

For more details about this annex : see Official Journal of the European Patent Office, No. 12/82

55

**ANNEX TO THE EUROPEAN SEARCH REPORT  
ON EUROPEAN PATENT APPLICATION NO.**

EP 17 19 5406

5 This annex lists the patent family members relating to the patent documents cited in the above-mentioned European search report.  
The members are as contained in the European Patent Office EDP file on  
The European Patent Office is in no way liable for these particulars which are merely given for the purpose of information.

31-01-2018

| Patent document<br>cited in search report | Publication<br>date | Patent family<br>member(s) | Publication<br>date |
|---|---------------------|----------------------------|---------------------|
|   |                     | CN 1335766 A               | 13-02-2002          |
|   |                     | CY 1107659 T1              | 18-04-2013          |
|   |                     | CY 1116943 T1              | 05-04-2017          |
|   |                     | CZ 306939 B6               | 27-09-2017          |
|   |                     | CZ 20011541 A3             | 12-09-2001          |
|   |                     | DE 69935002 T2             | 19-07-2007          |
|   |                     | DK 1126823 T3              | 21-05-2007          |
|   |                     | DK 1832279 T3              | 05-10-2015          |
|   |                     | EA 200100397 A1            | 22-10-2001          |
|   |                     | EP 1126823 A2              | 29-08-2001          |
|   |                     | EP 1832279 A2              | 12-09-2007          |
|   |                     | ES 2281197 T3              | 16-09-2007          |
|   |                     | HU 230121 B1               | 28-08-2015          |
|   |                     | HU 0104230 A2              | 28-03-2002          |
|   |                     | IT MI982364 A1             | 03-05-2000          |
|   |                     | JP 2002528484 A            | 03-09-2002          |
|   |                     | NO 20012175 A              | 02-07-2001          |
|   |                     | NZ 511305 A                | 25-07-2003          |
|   |                     | PL 347908 A1               | 22-04-2002          |
|   |                     | PT 1126823 E               | 30-04-2007          |
|   |                     | SI 1126823 T1              | 30-04-2007          |
|   |                     | SK 288316 B6               | 03-11-2015          |
|   |                     | SK 5932001 A3              | 06-11-2001          |
|   |                     | TR 200101209 T2            | 21-09-2001          |
|   |                     | US 6464958 B1              | 15-10-2002          |
|   |                     | WO 0025746 A2              | 11-05-2000          |
|   |                     | ZA 200103526 B             | 03-06-2002          |
| -----                                     |                     |                            |                     |

EPO FORM P0459

For more details about this annex : see Official Journal of the European Patent Office, No. 12/82

**REFERENCES CITED IN THE DESCRIPTION**

*This list of references cited by the applicant is for the reader's convenience only. It does not form part of the European patent document. Even though great care has been taken in compiling the references, errors or omissions cannot be excluded and the EPO disclaims all liability in this regard.*

**Patent documents cited in the description**

- WO 0241925 A [0007]
- US 3962430 A, O'Neil [0008] [0009] [0027]
- US 6464958 B, Bernini [0009]
- US 6392036 B, Karlsson [0010]

**Non-patent literature cited in the description**

- **ILLUM ; MOELLER.** Arch. Pharm. Chemi. Sci. 1974, vol. 2, 167-174 [0006]
- **GOODMAN ; GILMAN'S.** The Pharmacological Basis of Therapeutics. McGraw Hill Companies Inc, 2001 [0020]
- Remington's Pharmaceutical Sciences. Gennaro, Mack Publishing Co, 1990 [0044]
- Remington: The Science and Practice of Pharmacy. Lippincott, Williams & Wilkins, 1995 [0044]

## 摘要

本發明提供一種用於不穩定的糖皮質激素的滅菌方法，該方法包括通過濕熱對不穩定的糖皮質激素熱處理滅菌有效時間，其中糖皮質激素是混懸液的形式。本發明的方法和組合物可用作預防、逆轉和/或降低哺乳動物患者中過敏性和/或炎性疾病徵狀的治療手段。本發明還提供了方法和組合物，它可以通過操作和精細調節以適應所需治療的疾病，同時產生的副作用較低。