

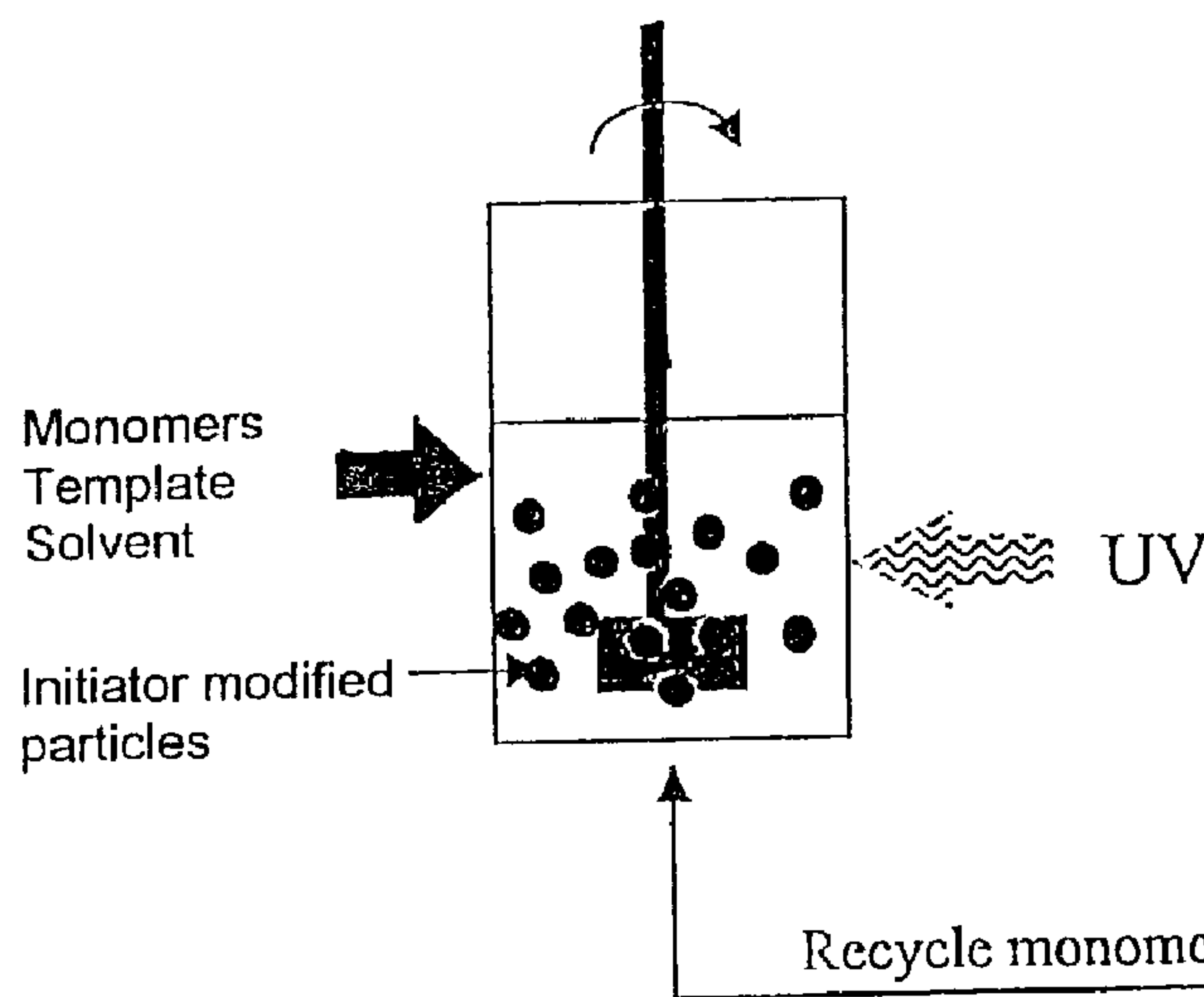


(86) Date de dépôt PCT/PCT Filing Date: 2000/09/14
 (87) Date publication PCT/PCT Publication Date: 2001/03/22
 (45) Date de délivrance/Issue Date: 2009/12/22
 (85) Entrée phase nationale/National Entry: 2002/02/26
 (86) N° demande PCT/PCT Application No.: SE 2000/001776
 (87) N° publication PCT/PCT Publication No.: 2001/019886
 (30) Priorités/Priorities: 1999/09/17 (SE9903387-0);
 2000/01/28 (SE0000294-9)

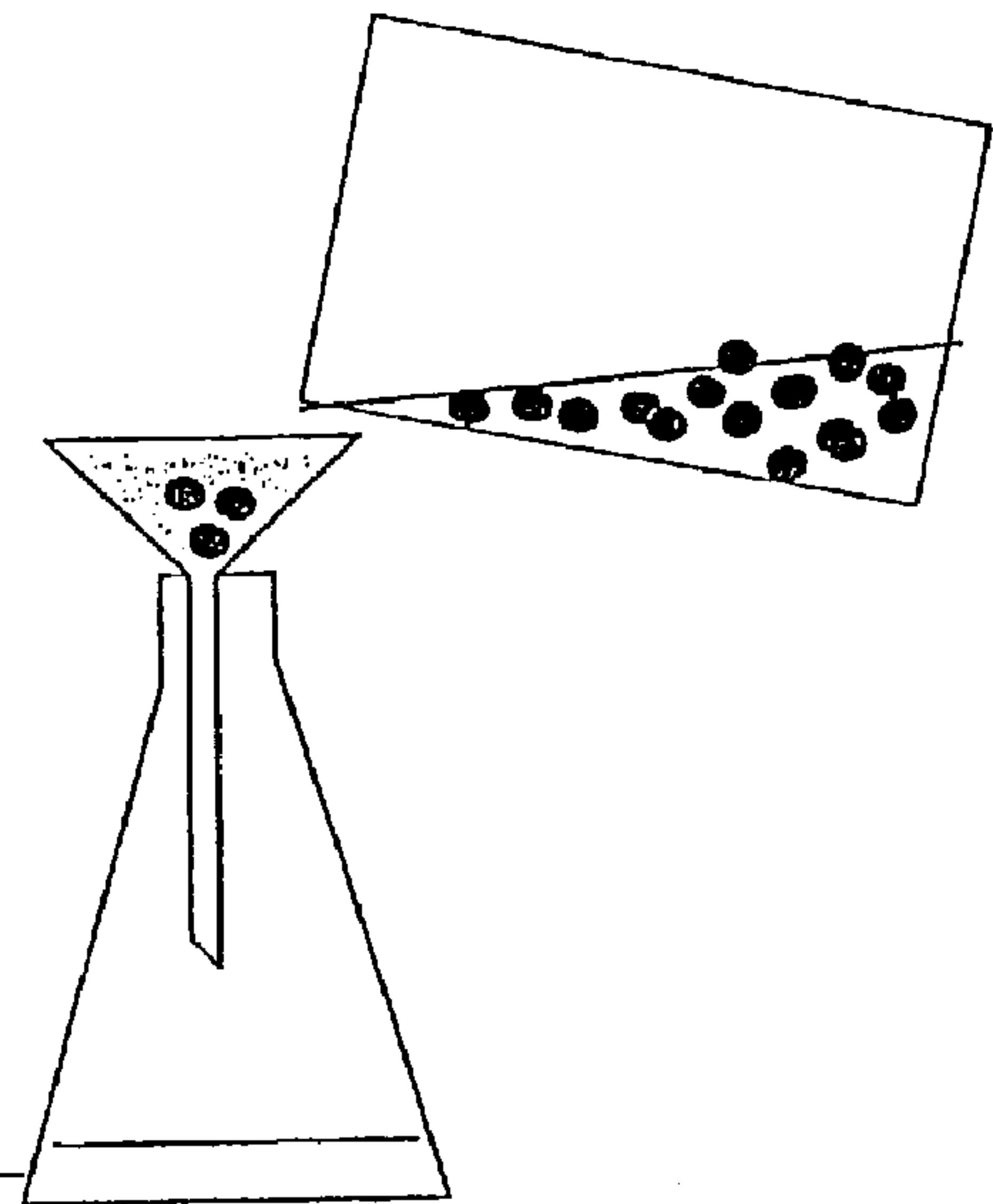
(51) Cl.Int./Int.Cl. *C08F 291/00* (2006.01),
B01J 20/26 (2006.01), *C08F 285/00* (2006.01),
C08F 292/00 (2006.01)
 (72) Inventeurs/Inventors:
 SELLERGREN, BORJE, DE;
 SULITZKY, CLAUDIA, DE;
 RUCKERT, BARBEL, DE
 (73) Propriétaire/Owner:
 MIP TECHNOLOGIES AB, SE
 (74) Agent: FETHERSTONHAUGH & CO.

(54) Titre : NOUVEAUX POLYMERES A EMPREINTE MOLECULAIRE GREFFES SUR DES SUPPORTS SOLIDES
 (54) Title: NEW MOLECULARLY IMPRINTED POLYMERS GRAFTED ON SOLID SUPPORTS

A. Graft polymerization



B. Filter, wash, and dry the particles



(57) **Abrégé/Abstract:**

The invention refers to a molecularly imprinted polymer, a method of preparing a molecularly imprinted polymer material, and the use thereof. According to the invention a support and a composition comprising at least one monomer, and a template, in a polymerisation medium is polymerised with a free radical initiator, whereafter the template is removed from the molecularly imprinted polymer obtained. The polymerisation is confined to the surface of the support, preferably by confining the free radical initiator to the support by bonding or adsorption. The molecularly imprinted polymer may be used in chromatography, for separations, in chemical sensors, in molecular recognition as stationary phase in capillaries, in selective sample enrichment or in catalysis.

(12) INTERNATIONAL APPLICATION PUBLISHED UNDER THE PATENT COOPERATION TREATY (PCT)

(19) World Intellectual Property Organization
International Bureau(43) International Publication Date
22 March 2001 (22.03.2001)

PCT

(10) International Publication Number
WO 01/19886 A1(51) International Patent Classification⁷: C08F 291/00,
285/00, 292/00Chemistry and Analytical Chemistry, Duesbergweg 10-14,
55099 Mainz (DE). RÜCKERT, Bärbel [DE/DE]; Uni-
versity of Mainz, Department of Inorganic Chemistry and
Analytical Chemistry, Duesbergweg 10-14, 55099 Mainz
(DE).

(21) International Application Number: PCT/SE00/01776

(22) International Filing Date:

14 September 2000 (14.09.2000)

(74) Agent: AWAPATENT AB; Box 5117, S-200 71 Malmö
(SE).

(25) Filing Language: English

(26) Publication Language: English

(30) Priority Data:

9903387-0 17 September 1999 (17.09.1999) SE
0000294-9 28 January 2000 (28.01.2000) SE(81) Designated States (*national*): AE, AG, AL, AM, AT, AT
(utility model), AU, AZ, BA, BB, BG, BR, BY, BZ, CA,
CH, CN, CR, CU, CZ, CZ (utility model), DE, DE (utility
model), DK, DK (utility model), DM, DZ, EE, EE (utility
model), ES, FI, FI (utility model), GB, GD, GE, GH, GM,
HR, HU, ID, IL, IN, IS, JP, KE, KG, KP, KR, KR (utility
model), KZ, LC, LK, LR, LS, LT, LU, LV, MA, MD, MG,
MK, MN, MW, MX, MZ, NO, NZ, PL, PT, RO, RU, SD,
SE, SG, SI, SK, SK (utility model), SL, TJ, TM, TR, TT,
TZ, UA, UG, US, UZ, VN, YU, ZA, ZW.(71) Applicant (*for all designated States except US*): MIP
TECHNOLOGIES AB [SE/SE]; Research Park Ideon,
S-223 70 Lund (SE).

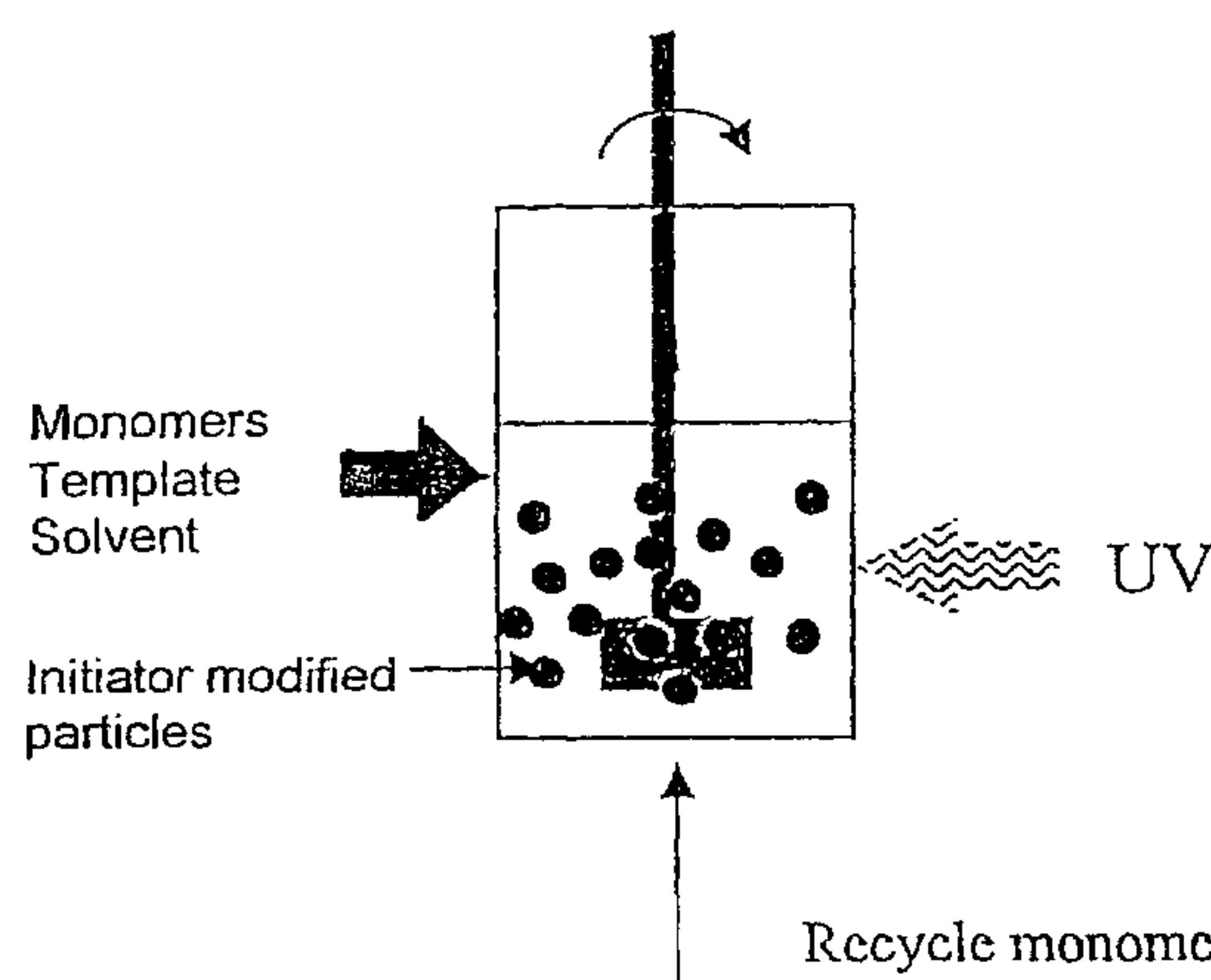
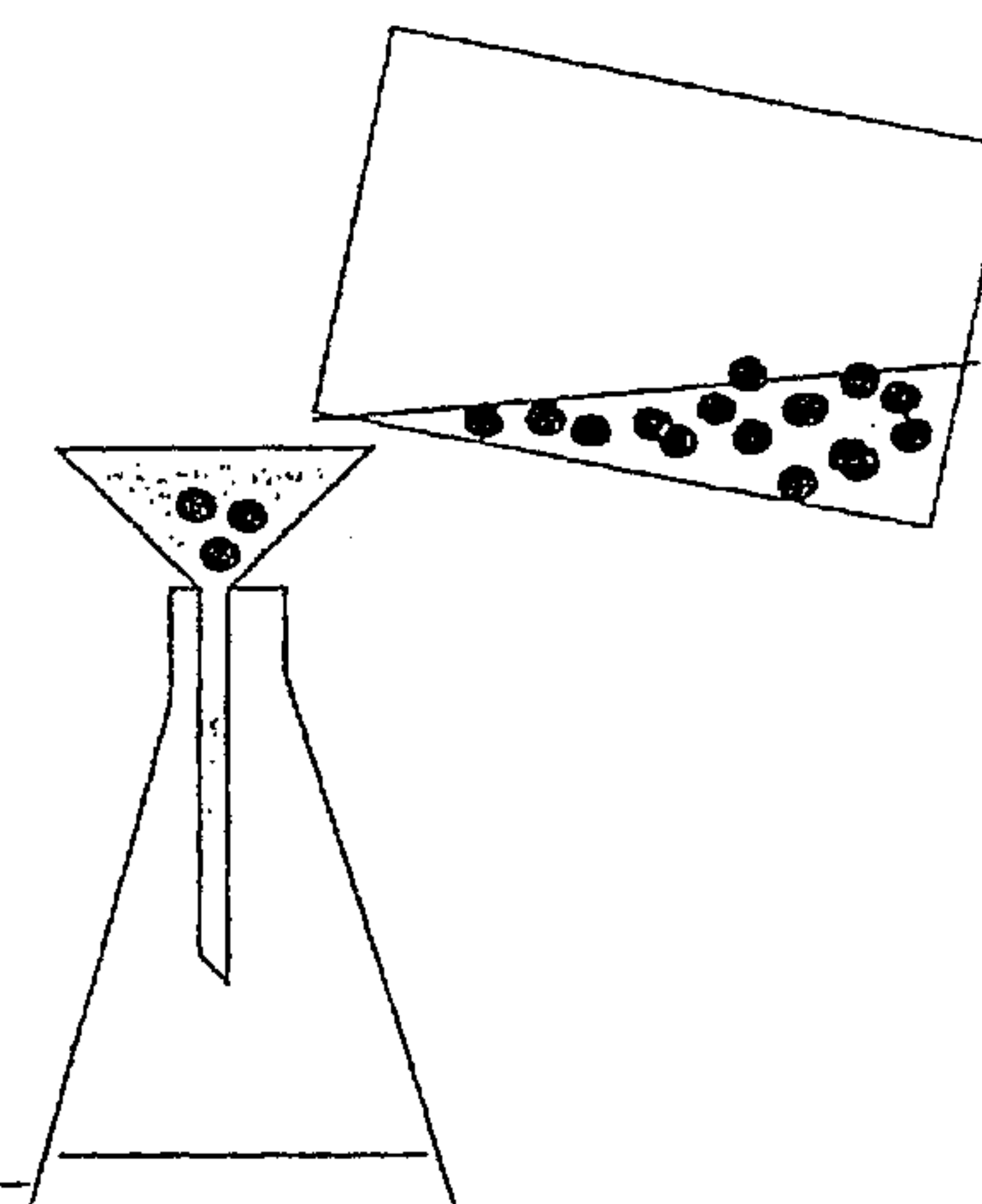
(72) Inventors; and

(75) Inventors/Applicants (*for US only*): SELLERGRÉN,
Börje [SE/DE]; University of Mainz, Department of
Inorganic Chemistry and Analytical Chemistry, Duesberg-
weg 10-14, 55099 Mainz (DE). SULITZKY, Claudia
[DE/DE]; University of Mainz, Department of Inorganic(84) Designated States (*regional*): ARIPO patent (GH, GM,
KE, LS, MW, MZ, SD, SL, SZ, TZ, UG, ZW), Eurasian
patent (AM, AZ, BY, KG, KZ, MD, RU, TJ, TM), European
patent (AT, BE, CH, CY, DE, DK, ES, FI, FR, GB, GR, IE,
IT, LU, MC, NL, PT, SE), OAPI patent (BF, BJ, CF, CG,
CI, CM, GA, GN, GW, ML, MR, NE, SN, TD, TG).

[Continued on next page]

(54) Title: NEW MOLECULARLY IMPRINTED POLYMERS GRAFTED ON SOLID SUPPORTS

A. Graft polymerization

B. Filter, wash, and dry
the particles

(57) Abstract: The invention refers to a molecularly imprinted polymer, a method of preparing a molecularly imprinted polymer material, and the use thereof. According to the invention a support and a composition comprising at least one monomer, and a template, in a polymerisation medium is polymerised with a free radical initiator, whereafter the template is removed from the molecularly imprinted polymer obtained. The polymerisation is confined to the surface of the support, preferably by confining the free radical initiator to the support by bonding or adsorption. The molecularly imprinted polymer may be used in chromatography, for separations, in chemical sensors, in molecular recognition as stationary phase in capillaries, in selective sample enrichment or in catalysis.

WO 01/19886 A1

NEW MOLECULARLY IMPRINTED POLYMERS GRAFTED ON SOLID
SUPPORTS

Technical Field of the Invention

The present invention relates to a molecularly im-
printed polymer, to a method for preparing said molecu-
larly imprinted polymer, and to the use of said molecu-
5 larly imprinted polymer.

Background Art

In the fields of medical, dietary, environmental and
chemical sciences there is an increasing need for the
selective separation of specific substances in complex
10 mixtures of related substances. The end goal can be the
preparative isolation of a certain compound or compounds
or measurements of their concentration. Molecularly im-
printed polymers (MIPs) often exhibit a high selectivity
towards their substrate in analogy with the antibody-
15 antigen complementarity. (1, 2) The technique shows pro-
mise in chiral separations of for example amino acid de-
rivatives, peptides, phosphonates, aminoalcohols and
beta-blocking compounds, affinity chromatography of nu-
cleotides and the DNA-bases as well as substitute for
20 antibodies in immunoassays for commercial drugs. Mole-
cular imprinting (MI) consists of the following key
steps: (1) Functional monomers are allowed to interact
reversibly with a template molecule in solution. (2) The
hereby formed template assemblies are copolymerised with
25 a cross-linking monomer resulting in a cross-linked net-
work polymer. (3) The template is displaced and the re-
sulting MIP material can be used for selective molecular
recognition of the corresponding compound. If the MIP
material is crushed and sieved it can be packed in a
30 chromatographic column and used for chromatographic se-
paration of the template from structurally related ana-
logs. Analytical as well as preparative applications are
here possible. Preparative applications can be separation

of a compound from a complex mixture of structurally related compounds and isolation of the compound. This can be through an affinity chromatographic procedure where pH, ion strength or solvent gradients can be used in order to control the strength of interaction with the stationary phase. The separation can target enantiomers or diastereomers in a mixture of enantiomers or diastereomers of one or many compounds. Analytical applications can in addition to the above mentioned separations be: competitive binding assays, chemical sensors or selective sample enrichments.

Currently the most widely applied technique to generate molecularly imprinted binding sites is represented by the non-covalent route developed by the group of Mosbach(3). This makes use of non-covalent self-assembly of the template with functional monomers prior to polymerisation, free radical polymerisation with a cross-linking monomer and then template extraction followed by re-binding by non-covalent interactions. Although the preparation of a MIP by this method is technically simple it relies on the success of stabilisation of the relatively weak interactions between the template and the functional monomers. Stable monomer-template assemblies will in turn lead to a larger concentration of high affinity binding sites in the resulting polymer. The materials can be synthesized in any standard equipped laboratory in a relatively short time and some of the MIPs exhibit binding affinities and selectivities in the order of those exhibited by antibodies towards their antigens. Most MIPs are synthesized by free radical polymerisation of functional monounsaturated (vinylic, acrylic, methacrylic) monomers and an excess of cross-linking di- or triunsaturated (vinylic, acrylic, methacrylic) monomers resulting in porous organic network materials. These polymerisations have the advantage of being relatively robust allowing polymers to be prepared in high yield using different solvents (aqueous or organic) and at different

temperatures (4).. This is necessary in view of the varying solubilities of the template molecules.

The most successful non-covalent imprinting systems are based on commodity acrylic or methacrylic monomers, such as methacrylic acid (MAA), cross-linked with ethylene-glycol dimethacrylate (EDMA). Initially, derivatives of amino acid enantiomers were used as templates for the preparation of imprinted stationary phases for chiral separations (MICSPs) but this system has proven generally applicable to the imprinting of templates allowing hydrogen bonding or electrostatic interactions to develop with MAA. (5, 6) The procedure applied to the imprinting with L-phenylalanine anilide (L-PA) is outlined in Fig. 1. In the first step, the template (L-PA), the functional monomer (MAA) and the cross-linking monomer (EDMA) are dissolved in a poorly hydrogen bonding solvent (diluent) of low to medium polarity. The free radical polymerisation is then initiated with an azo initiator, commonly azo-N,N'-bis-isobutyronitrile (AIBN) either by photochemical homolysis below room temperature(6, 7) or thermochemically at 60°C or higher(5). Lower thermochemical initiation temperatures down to 40°C or 30°C may be obtained using azo-N,N'-bis-divaleronitrile (ABDV) and V70 resp. instead of AIBN as initiator (see).(7, 8) In the final step, the resultant polymer is crushed by mortar and pestle or in a ball mill, extracted by a Soxhlet apparatus, and sieved to a particle size suitable for chromatographic (25-38 μm) or batch (150-250 μm) applications.(6) The polymers are then evaluated as stationary phases in chromatography by comparing the retention time or capacity factor (k')(9) of the template with that of structurally related analogs.

As appears from above MIPs have sofar been prepared in the form of continuous blocks that need to be crushed and sieved before use. This results in a low yield of irregular particles, a high consumption of template and a material exhibiting low chromatographic efficiency. There

is therefore a need for MI-materials that can be prepared in high yield in the form of regularly shaped particles with low size dispersity and a controlled porosity. These are expected to be superior in terms of mass transfer characteristics and sample load capacity compared to the materials obtained from the monolithic approach.

Such MIPs have been previously prepared through suspension(10, 11)- polymerisation techniques, dispersion polymerisation(12) or precipitation polymerisation(13). This resulted in spherical particles of a narrow size distribution. These procedures have the limitation of being very sensitive to small changes in the manufacturing conditions and the type of solvents and polymerisation conditions that can be applied. Thus the procedures need careful optimization for each new template target which significantly reduces the usefulness of this route. Moreover conditions leading to low dispersity spherical particles may not be compatible with conditions leading to high selectivity and affinity for the template target.

An alternative to this procedure is the coating of preformed support materials. (14-16) MIPs have been prepared as grafted coatings on oxide supports(14, 16) on organic polymer supports(15) and on the walls of fused silica capillaries(17-19). The former technique allows the use of the wide variety of oxide support materials available with different sizes and porosities. Grafting techniques to prepare organic polymer coatings are expected to be generally applicable to molecular imprinting since the structure of the underlying support is already fixed. Thus compared to the large number of factors influencing the end result in suspension or precipitation type polymerisations a smaller number of factors is likely to influence the end result in the preparation of the imprinted coatings. This will make the grafted coatings techniques less sensitive to changes in conditions offering a more robust method. These types of coating techniques are furthermore applicable to modify surfaces of

monolithic type supports or microchips prepared by lithographic techniques. The oxide based materials are rigid porous supports with a limited inner pore volume. An alternative support that could potentially carry more grafted imprinted polymer per unit weight and thus allow a higher density of imprinted sites would be to make use of swellable organic resins. In this context Merrifield resins containing grafted initiator or monomer could be used.

10 Sofar most imprinted coatings have been prepared by grafting polymers to the various surfaces. Thus the surface contains prior to polymerisation polymerizable double bonds that can add to the growing polymer chains in solution linking them to the surface. The problem with this technique is the presence of initiator in solution requiring the monomer mixture to be applied as a liquid thin film on the surface prior to polymerisation. Thus the exact amount of monomers that will coat the available surface with an up to ca 100 Å thick liquid film is dissolved together with initiator in an excess of solvent. Thereafter the modified support is added and the solvent evaporated to leave the monomer film and initiator on the surface. Polymerisation is then carried out usually at elevated temperatures. With this procedure the thickness of the polymer layer is difficult to control and capillary forces upon evaporation of solvent may cause incomplete wetting of the surface. Moreover a continuous method of synthesising the particles is difficult to envisage with this method.

30 A considerable improvement in this regard would be to confine the initiator radicals to the support surface (Fig. 2). (20, 21) In absence of chain transfer this would lead to chain growth occurring only from the surface of the support with no polymerisation occurring in solution. For molecular imprinting this would have important consequences. For instance the polymerisation can be carried out on the surface of initiator modified support particl-

es suspended in a mixture of the monomers and solvent. This would allow polymerisation in a simple tank reactor by either thermal or photochemical initiation. The latter technique would allow the particles to be modified during the sedimentation possibly leading to a continuous method for preparing the imprinted composite particles (Fig. 3). Polymerisation would here only occur on the particle surface leaving the solution containing the monomers unreacted. The monomer solution can thus be reused for the coating of several batches of particles. The problem of confining polymer chain growth to the support surface and suppress it in solution can be solved by attaching the radical initiator so that the radical formed upon bond homolysis remains bound to the surface. Alternatively the radical formed that is not attached to the surface should undergo rapid reaction to give an unreactive species. It should be possible to prepare the grafted coatings using monomers such as those based on styren/divinylbenzene, methacrylates, acrylates, acrylamides and in the presence of one or more template molecules.

Summary of the Invention

Thus, the present invention relates to a molecularly imprinted polymer obtainable by polymerising a composition comprising at least one monomer, and a template, on a support in a polymerisation medium with a free radical initiator, whereafter the template is removed from the molecularly imprinted polymer obtained, said polymerisation being confined to the surface of the support.

20615-1176

7

The invention further relates to a method for preparing a molecularly imprinted polymer which comprises polymerising a composition comprising at least one monomer, and a template, on a support in a polymerisation medium with a free radical initiator, whereafter the template is removed from the molecularly imprinted polymer obtained, said polymerisation being confined to the surface of the support.

Still further the invention relates to the use of a molecularly imprinted polymer as defined above in chromatography, for separations, in chemical sensors, in molecular recognition as stationary phase in capillaries, in selective sample enrichment or in catalysis.

According to one aspect of the present invention, there is provided a supported molecularly imprinted polymer obtained by (a) providing a composition comprising a polymerisation medium with at least one functional monomer, a template, a support, and a free radical initiator; (b) polymerising the composition while confining the polymerisation to the surface of the support, thereby providing a molecularly imprinted polymer on the support; (c) separating the supported molecularly imprinted polymer from the polymerisation medium; (d) removing the template from the supported molecularly imprinted polymer; (e) optionally repeating steps (a) to (d) using a different composition comprising at least one different monomer and/or one different template to obtain at least one further layer of molecularly imprinted polymer confined to the support surface.

According to another aspect of the present invention, there is provided a supported molecularly imprinted polymer as described herein, wherein the

20615-1176

7a

polymerisation is confined to the surface of the support by confining the free radical initiator to the support.

According to still another aspect of the present invention, there is provided a supported molecularly
5 imprinted polymer as described herein, wherein the free radical initiator is bound or adsorbed to the surface of the support.

According to yet another aspect of the present invention, there is provided a supported molecularly
10 imprinted polymer as described herein, wherein the support is selected from the group consisting of porous and non-porous, planar and non-planar inorganic and organic supports.

According to a further aspect of the present
15 invention, there is provided a supported molecularly imprinted polymer as described herein, wherein the support is a particle and the free radical initiator is an azoinitiator that is bound to the surface of the particle.

According to yet a further aspect of the present
20 invention, there is provided a supported molecularly imprinted polymer as described herein, wherein the azoinitiator is bound to the surface of the particle by a two point attachment.

According to still a further aspect of the present
25 invention, there is provided a supported molecularly imprinted polymer as described herein, wherein the initiator is an azo-bis-amidine initiator that is adsorbed to the surface of the support and is insoluble in the polymerisation medium.

20615-1176

7b

According to another aspect of the present invention, there is provided a supported molecularly imprinted polymer as described herein, wherein the initiator is 2,2'-azobis(2-amidinopropane) or

5 2,2'-azobis(N,N'-dimethyleneisobutyramidine).

According to yet another aspect of the present invention, there is provided a supported molecularly imprinted polymer as described herein, wherein the polymerisation is confined to the surface of the support by

10 subjecting the composition to microwave irradiation which selectively heats the support and thereby initiates a polymerisation reaction at the surface of the support.

According to another aspect of the present invention, there is provided a supported molecularly

15 imprinted polymer as described herein, wherein the polymerisation on the support is repeated at least once with a different composition to obtain at least one further layer of a molecularly imprinted polymer; a layer of different polarity; or a layer of other functional properties.

20 According to still another aspect of the present invention, there is provided a supported molecularly imprinted polymer as described herein, wherein the template is selected from the group consisting of organic or inorganic molecule entities, ions, antibodies, antigens,

25 amino acids, peptides, proteins, nucleotides, DNA-bases, carbohydrates, drugs, pesticides, and derivatives thereof.

According to yet another aspect of the present invention, there is provided a method for preparing a supported molecularly imprinted polymer, characterised by

30

20615-1176

7c

(a) providing a composition comprising a polymerisation medium with at least one functional monomer, a template, a support, and a free radical initiator; (b) polymerising the composition while confining the polymerisation to the surface of the support, thereby providing a molecularly imprinted polymer on the support; (c) separating the supported molecularly imprinted polymer from the polymerisation medium; (d) removing the template from the supported molecularly imprinted polymer; (e) optionally repeating steps (a) to (d) using a different composition comprising at least one different monomer and/or one different template to obtain at least one further layer of molecularly imprinted polymer confined to the support surface.

15 According to a further aspect of the present invention, there is provided a method as described herein, wherein the polymerisation is confined to the surface of the support by confining the free radical initiator to the support.

20 According to yet a further aspect of the present invention, there is provided a method as described herein, wherein the free radical initiator is bound or adsorbed to the surface of the support.

25 According to still a further aspect of the present invention, there is provided a method as described herein, wherein the support is a particle and the initiator is an azoinitiator that is bound to the surface of the particle.

30 According to another aspect of the present invention, there is provided a method as described herein, wherein the azoinitiator is bound to the surface of the particle by a two point attachment.

20615-1176

7d

According to yet another aspect of the present invention, there is provided a method as described herein, wherein the azoinitiator is the reaction product of glyxidoxypropyltrimethoxysilane (GPS) and azo-bis
5 (cyanopentanoic acid) (ACPA).

According to another aspect of the present invention, there is provided a method as described herein, wherein the initiator is an azo-bis-amidine initiator that is adsorbed to the surface of the support and is insoluble
10 in the polymerisation medium.

According to still another aspect of the present invention, there is provided a method as described herein, wherein the initiator is 2,2'-azobis(2-amidinopropane) or 2,2'-azobis(N,N'-dimethyleneisobutyramidine).

15 According to yet another aspect of the present invention, there is provided a method as described herein, wherein the polymerisation is confined to the surface of the support by subjecting the composition to microwave irradiation which selectively heats the support and thereby
20 initiates a polymerisation reaction at the surface of the support.

According to a further aspect of the present invention, there is provided a method as described herein, wherein the polymerisation on the support is repeated at
25 least once with a different composition to obtain at least one further layer of a molecularly imprinted polymer; a layer of different polarity; or a layer of other functional properties.

According to yet a further aspect of the present
30 invention, there is provided use of a molecularly imprinted polymer as described herein, or prepared according to a

20615-1176

7e

method as described herein, in chromatography, for separations, in chemical sensors, in molecular recognition as stationary phase in capillaries, in selective sample enrichment or in catalysis.

5 According to still a further aspect of the present invention, there is provided use of an azoinitiator as an initiator in the method described herein, wherein the azoinitiator is the reaction product of glyxidoxypropyltrimethoxysilane (GPS) and azo-bis-
10 (cyanopentanoic acid) (ACPA).

Brief Description of the Drawings

Fig. 1 illustrates molecular imprinting with L-phenylalanine anilide (L-PA).

15 Fig. 2 illustrates the procedure of confining initiator radicals to the surface of a support.

Fig. 3 illustrates a method for preparing imprinted composite particles.

20 Fig. 4A illustrates the use of a presynthesized azosilane initiator where both ends may be attached to the surface of a support.

Fig. 4B illustrates an initiator that may be preadsorbed on a support surface and that is insoluble in the monomer containing solution.

25 Fig. 4C illustrates the use of microwaves to selectively heat the particle surface.

Fig. 4D illustrates the use of iniferters such as dithiocarbamate coupled onto the surface.

20615-1176

7f

Detailed Description of the Invention

The invention will now be described in more detail with reference to a number of non-limiting examples:

The invention refers to a material that consists in a support (porous or nonporous material or planar surface) coated with a polymer layer, a method for its fabrication and use of said material in for instance chromatography, for separations, in chemical sensors, in selective sample enrichment, in molecular recognition as stationary phase in capillaries or in catalysis. The material is prepared by grafting a polymer layer on the surface of a preformed organic or inorganic support material or surface. The grafting can be combined with the technique of molecular imprinting.

In one embodiment of the present invention the polymerisation is confined to the surface of the support by confining the free radical initiator to the support. According to one aspect the free radical initiator is bound (covalently or non-covalently such as e.g. by hydrogen bonds) to the surface of the support. According to another aspect the free radical initiator is adsorbed to the surface of the support, preferably by dissolving it in a solvent for the free radical initiator, applying the solution to the support, and removing the solvent, said free radical initiator being insoluble in the polymerisation medium or remaining attached to the support surface by adsorptive forces.

In another embodiment of the present invention the polymerisation is confined to the surface of the support by subjecting the composition, the support and the free radical initiator to microwave irradiation which selectively heats the support and thereby initiates a polymerisation reaction at the surface of the support.

In a further embodiment of the present invention the polymerisation is repeated at least once with a different composition to obtain at least one further layer of molecularly imprinted polymer. This allows the manufacturing of layered surfaces containing one or more imprinted layers using possibly different templates and layers of different polarity or other functional properties.

The support used in the present invention is preferably selected from the group consisting of porous and non-porous, planar and non-planar inorganic and organic supports. As examples of such support materials may be mentioned oxides such as alumina and silica, and organic resins in the form of particles such as spheres, or sheets.

The template used in the present invention may be any molecule or ion and is preferably selected from the group consisting of organic or inorganic molecule entities, ions, antibodies, antigens, amino acids, peptides, proteins, nucleotides, DNA-bases, carbohydrates, drugs, pesticides, and derivatives thereof, etc.

The expression "polymerisation medium" as used herein means a liquid medium in which the polymerisation is carried out. The polymerisation medium may e.g. be a solvent in which the monomers are soluble. It may also be a monomer acting as a solvent for the other components of the polymerisable composition.

The support surface is prepared as follows. A free radical initiator is bound to the surface either covalently or noncovalently so that the free radicals generated upon initiation remain confined to the surface or vicinity of the surface. The absence of polymer propagation in solution will lead to a higher accessibility of the monomers at the surface. Furthermore this method will allow the tuning of the thickness of the polymer layer.

Surface attachment of a free radical initiator has been disclosed generally by Guyot et.al. (21) and Tsubokawa et.al. (22, 23) It relies on presilanization of the surface using 3-aminopropyltriethoxysilane or a glycidoxypropylsilane (GPS) followed by reaction of the amino groups or the epoxy groups with an azoinitiator such as azo-bis(cyanopentanoic acid, ACPA) leading to the formation of an amide (using DCC as condensing reagent) or ester link between the surface and the azoinitiator. Also peroxy initiators may be used although better re-

sults are obtained using the grafted azoinitiator followed by photochemical initiation. High yields of grafted polymer are obtained using silica reacted with toluene-2,4-diisocyanate (TDI) followed by reaction with ACPA.

5 Example 1

Coupling of initiator to amino, epoxy or chloromethyl modified supports or resins

Epoxy and chloromethyl modified supports: A typical example is as follows. Into a flask, 3 g of epoxy modified particles 50 mL of DMSO, 0.5 g of ACPA and picoline were charged. The reaction mixture was stirred for 5 h at 50°C. After the reaction the particles were washed with methanol and dried.

Amino modified supports: A typical example is as follows. Into a flask, 3 g of epoxy modified particles 50 mL of DMF, 0.5 g of ACPA and dicyclohexyldicarbodiimide (DCCI) and base were charged. The reaction mixture was stirred for 5 h. After the reaction the particles were washed with methanol and dried.

20 The above procedure does not confine all initiator radicals to the surface since the initiator is bound at only one position. This invention describes three alternative procedures to confine the polymerisation to the surface.

25 1. The use of a presynthesized azosilane (Fig. 4A). This will more likely lead to a two point attachment of the initiator to the surface.

Example 2

30 Synthesis of azosilane for two point coupling of an azoinitiator to a surface or support

The azosilane was synthesized by mixing 0.5 mole glycidoxypropyltrimethoxysilane (GPS) and 0.25 mole ACPA in 200 mL isopropanol and catalytic amounts of picoline. The reaction was allowed to continue at room temperature and the product isolated by evaporation to dryness followed by purification by column chromatography giving the product in 60 % yield.

Example 3

Coupling of silane to a surface

5 The silane was coupled by reaction in water at low temperature (20°C) for 24 hours.

2. Preadsorbition of an initiator that is insoluble in the monomer containing solution. Thus, a polar water soluble initiator as for instance an azo-bis-amidine, (24) 10 can be adsorbed to the surface from aqueous solvent, the surface dried and then the polymerisation initiated as described above (Fig. 4B). The free radicals generated from the initiator will stay associated to the surface due to their insolubility in the monomer mixture.

15 Example 4

Adsorption of amidineazoinitiator to a support surface

An amidineazoinitiator such as 2,2'-azobis(N,N'-dimethyleneisobutyramidine) or 2,2'-azobis(2-amidino- 20 propane) is dissolved in methanol/water and support particles such as silica are added. After several hours of equilibration the solvent is removed by filtration and the particles dried under vacuum.

3. Use of microwaves to selectively heat the particle surface (Fig. 4C).

25 Example 5

Microwave initiated polymerisation

Particles are added to a solution of monomers and initiator in a suitable solvent. The polymerisation is initiated by microwave irradiation at a wavelength causing local heating of the particles only. 30

4. Use of iniferters such as dithiocarbamate coupled onto the surface (Fig. 4D). (25) (The term "iniferter" is an abbreviation for "initiator + transfer agent + terminator").

Example 6

Synthesis of support or polymer resin bound initiator

To a surface or polymer containing bound chloro-
methyl groups is given N,N-diethyldithiocarbamate in
5 solution and the reaction allowed to proceed at elevated
temperatures.

Example 7

Synthesis of block-graft imprinted copolymer

10 Particles or a surface containing bound dithiocarba-
mate groups are/is added to a mixture of monomers (con-
centration about 5 moles/litre), template and solvent
under nitrogen. The polymerisation was initiated by ir-
radiation with an ultrahigh pressure mercury UV lamp and
allowed to proceed for a certain time. Then the unreacted
15 monomers and template were washed away. The obtained par-
ticles or surface can then be immersed in another solu-
tion containing another monomer and the procedure repeat-
ed. This allows the manufacturing of layered surfaces
containing one or more imprinted layers using possibly
20 different templates and layers of different polarity or
other functional properties.

Example 8

Endcapping of unreacted silanol groups

25 Prior to polymerisation endcapping of unreacted si-
lanol groups can be done. Hexamethylsilazane is here
effective. Good wetting is critical for the formation of
a homogenous layer fully covering the support. Another
possibility to enhance the wetting is to use organosilan-
es containing functionalities resembling solvents known
30 to be good solvents for the methacrylate polymerisations.
Among these chlorinated hydrocarbons are particularly
useful.

Grafting of polymer layer

The polymerisation can be carried out in a stirred
35 suspension of the particles in the monomer mixture since
growth only takes place on the surface (see Fig. 3).
Thus the initiator modified particles are added to a

monomer containing solution and solvent and possibly a template and the suspension stirred. The polymerisation is then carried out photochemically or thermally. The particles can be based on any inorganic or organic support material and the template on any molecule or ion dissolved in the monomer mixture solution. The grafting can also occur on other surfaces such as those generated by lithographic processes or on the walls of capillaries or fibres. The thickness of the polymer layer is tunable by varying the time of reaction.

Example

To a stirred solution of 38 ml (0.2 mole) EDMA, 3.4 ml (40 mmole) MAA and 10 mmole terbutylazine (or no template) in 56 ml dichloromethane is added 5 g of any of the initiator modified particles described in Examples 1-6. The suspension is sparged with nitrogen and the polymerisation initiated by UV irradiation using a standard high pressure mercury lamp at 15°C or by heating to a temperature providing a suitable rate of polymerisation. The suspension is stirred under nitrogen and UV irradiation or heating for 24 h and the particles then filtered, washed and dried under vacuum. The monomer mixture is then used to modify a second batch of particles.

The resulting particles exhibit high selectivity and affinity for the template, terbutylazine.

LITTERATURE

1. Wulff, G. 1995. *Angew. Chem., Int. Ed. Engl.* 34: 1812-32
- 5 2. Bartsch, R. A., Maeda, M. 1998. In *ACS Symposium Series 703*. Washington: Oxford University Press
3. Mosbach, K. 1994. *Trends Biochem. Sci.* 19: 9-14
4. Cowie, J. M. G. 1991. *Polymers: Chemistry & Physics of modern materials*. Glasgow: Blackie and Son
- 10 Ltd.
5. Selligren, B., Lepistoe, M., Mosbach, K. 1988. *J. Am. Chem. Soc.* 110: 5853-60
6. Selligren, B., Shea, K. J. 1993. *J. Chromatogr.* 635: 31
- 15 7. O'Shannessy, D. J., Ekberg, B., Mosbach, K. 1989. *Anal. Biochem.* 177: 144-9
8. Selligren, B. 1989. *Makromol. Chem.* 190: 2703-11
9. Snyder, L. R., Kirkland, J. J. 1979. *Introduction to Modern Liquid Chromatography*. US: Wiley
- 20 10. Mayes, A. G., Mosbach, K. 1996. *Anal. Chem.* 68: 3769-3774
11. Matsui, J., Okada, M., Tsuruoka, M., Takeuchi, T. 1997. *Anal. Commun.* 34: 85-87
- 25 12. Selligren, B. 1994. *J. Chromatogr. A.* 673: 133-141
13. Lei, Y., Cormack, P. A. G., Mosbach, K. 1999. *Anal. Commun.* 36: 35-38
14. Wulff, G., Oberkobusch, D., Minarik, M. 1985. *React. Polym., Ion Exch., Sorbents.* 3: 261-75
- 30 15. Glad, M., Reinholdsson, P., Mosbach, K. 1995. *React. Polym.* 25: 47-54
16. Arnold, F. H., Plunkett, S., Dhal, P. K., Vidyasankar, S. 1995. *Polym. Prepr.* 36(1): 97-8
- 35 17. Schweitz, L., Andersson, L. I., Nilsson, S. 1997. *Anal. Chem.* 69: 1179-1183

18. Brüggemann, O., Freitag, R., Whitcombe, M. J., Vulfson, E. N. 1997. *J. Chromatogr.* 781: 43-53
19. Lin, J.-M., Nakagama, T., Uchiyama, K., Hobo, T. 1997. *J. Liq. Chromatogr. Relat. Technol.* 20: 1489-5 1506
20. Carlier, E., Guyot, A., Revillon, A. 1991. *React. Polym.* 16: 115
21. Carlier, E., Guyot, A., Revillon, A. 1992. *React. Polym.* 18: 167
- 10 22. Tsubokawa, N., Kogure, A., Maruyama, K., Sone, Y., Shimomura, M. 1990. *Polym. J.* 22: 827-833
23. Tsubokawa, N., Shirai, Y., Tsuchida, H., Handa, S. 1994. *J. Polym. Sci. A: Polym. Chem.* 32: 2327-2332
24. Dekking, H. G. G., 1965, *J. Appl. Polym. Sci.* 15 9, 1641-1651
25. Nakayama, Y.; Matsuda, T. 1999, *Langmuir*, 15, 5560-5566.

20615-1176

16

CLAIMS:

1. A supported molecularly imprinted polymer obtained by
 - (a) providing a composition comprising a
5 polymerisation medium with at least one functional monomer, a template, a support, and a free radical initiator;
 - (b) polymerising the composition while confining the polymerisation to the surface of the support, thereby providing a molecularly imprinted polymer on the support;
 - 10 (c) separating the supported molecularly imprinted polymer from the polymerisation medium;
 - (d) removing the template from the supported molecularly imprinted polymer;
 - (e) optionally repeating steps (a) to (d) using a
15 different composition comprising at least one different monomer and/or one different template to obtain at least one further layer of molecularly imprinted polymer confined to the support surface.
2. A supported molecularly imprinted polymer
20 according to claim 1, wherein the polymerisation is confined to the surface of the support by confining the free radical initiator to the support.
3. A supported molecularly imprinted polymer
according to claim 2, wherein the free radical initiator is
25 bound or adsorbed to the surface of the support.
4. A supported molecularly imprinted polymer
according to any one of claims 1 to 3, wherein the support is selected from the group consisting of porous and

20615-1176

17

non-porous, planar and non-planar inorganic and organic supports.

5. A supported molecularly imprinted polymer according to any one of claims 1 to 4, wherein the support is a particle and the free radical initiator is an azoinitiator that is bound to the surface of the particle.
6. A supported molecularly imprinted polymer according to claim 5, wherein the azoinitiator is bound to the surface of the particle by a two point attachment.
- 10 7. A supported molecularly imprinted polymer according to any one of claims 1 to 4, wherein the initiator is an azo-bis-amidine initiator that is adsorbed to the surface of the support and is insoluble in the polymerisation medium.
- 15 8. A supported molecularly imprinted polymer according to claim 7, wherein the initiator is 2,2'-azobis(2-amidinopropane) or 2,2'-azobis(N,N'-dimethyleneisobutyramidine).
- 20 9. A supported molecularly imprinted polymer according to claim 1, wherein the polymerisation is confined to the surface of the support by subjecting the composition to microwave irradiation which selectively heats the support and thereby initiates a polymerisation reaction at the surface of the support.
- 25 10. A supported molecularly imprinted polymer according to any one of claims 1 to 9, wherein the polymerisation on the support is repeated at least once with a different composition to obtain at least one further layer of a molecularly imprinted polymer; a layer of different polarity; or a layer of other functional properties.
- 30

20615-1176

18

11. A supported molecularly imprinted polymer according to any one of claims 1 to 10, wherein the template is selected from the group consisting of organic or inorganic molecule entities, ions, antibodies, antigens, amino acids, peptides, proteins, nucleotides, DNA-bases, carbohydrates, drugs, pesticides, and derivatives thereof.

12. A method for preparing a supported molecularly imprinted polymer, characterised by

(a) providing a composition comprising a polymerisation medium with at least one functional monomer, a template, a support, and a free radical initiator;

(b) polymerising the composition while confining the polymerisation to the surface of the support, thereby providing a molecularly imprinted polymer on the support;

(c) separating the supported molecularly imprinted polymer from the polymerisation medium;

(d) removing the template from the supported molecularly imprinted polymer;

(e) optionally repeating steps (a) to (d) using a different composition comprising at least one different monomer and/or one different template to obtain at least one further layer of molecularly imprinted polymer confined to the support surface.

13. A method according to claim 12, wherein the polymerisation is confined to the surface of the support by confining the free radical initiator to the support.

14. A method according to claim 13, wherein the free radical initiator is bound or adsorbed to the surface of the support.

20615-1176

19

15. A method according to claim 14, wherein the support is a particle and the initiator is an azoinitiator that is bound to the surface of the particle.

16. A method according to claim 15, wherein the
5 azoinitiator is bound to the surface of the particle by a two point attachment.

17. A method according to claim 16, wherein the azoinitiator is the reaction product of
glyxidoxypropyltrimethoxysilane (GPS) and azo-bis
10 (cyanopentanoic acid) (ACPA).

18. A method according to claim 14, wherein the initiator is an azo-bis-amidine initiator that is adsorbed to the surface of the support and is insoluble in the polymerisation medium.

15 19. A method according to claim 18, wherein the initiator is 2,2'-azobis(2-amidinopropane) or 2,2'-azobis(N,N'-dimethyleneisobutyramidine).

20. A method according to claim 12, wherein the polymerisation is confined to the surface of the support by
20 subjecting the composition to microwave irradiation which selectively heats the support and thereby initiates a polymerisation reaction at the surface of the support.

21. A method according to any one of claims 12 to 20, wherein the polymerisation on the support is repeated at
25 least once with a different composition to obtain at least one further layer of a molecularly imprinted polymer; a layer of different polarity; or a layer of other functional properties.

22. Use of a molecularly imprinted polymer as defined
30 in any one of claims 1 to 11, or prepared according to a

20615-1176

20

method as defined in any one of claims 12 to 21, in chromatography, for separations, in chemical sensors, in molecular recognition as stationary phase in capillaries, in selective sample enrichment or in catalysis.

- 5 23. Use of an azoinitiator as an initiator in the method defined in any one of claims 12 to 21, wherein the azoinitiator is the reaction product of glyxidoxypropyltrimethoxysilane (GPS) and azo-bis-(cyanopentanoic acid) (ACPA).

FETHERSTONHAUGH & CO.
PATENT AGENTS
OTTAWA, CANADA

Figure 1

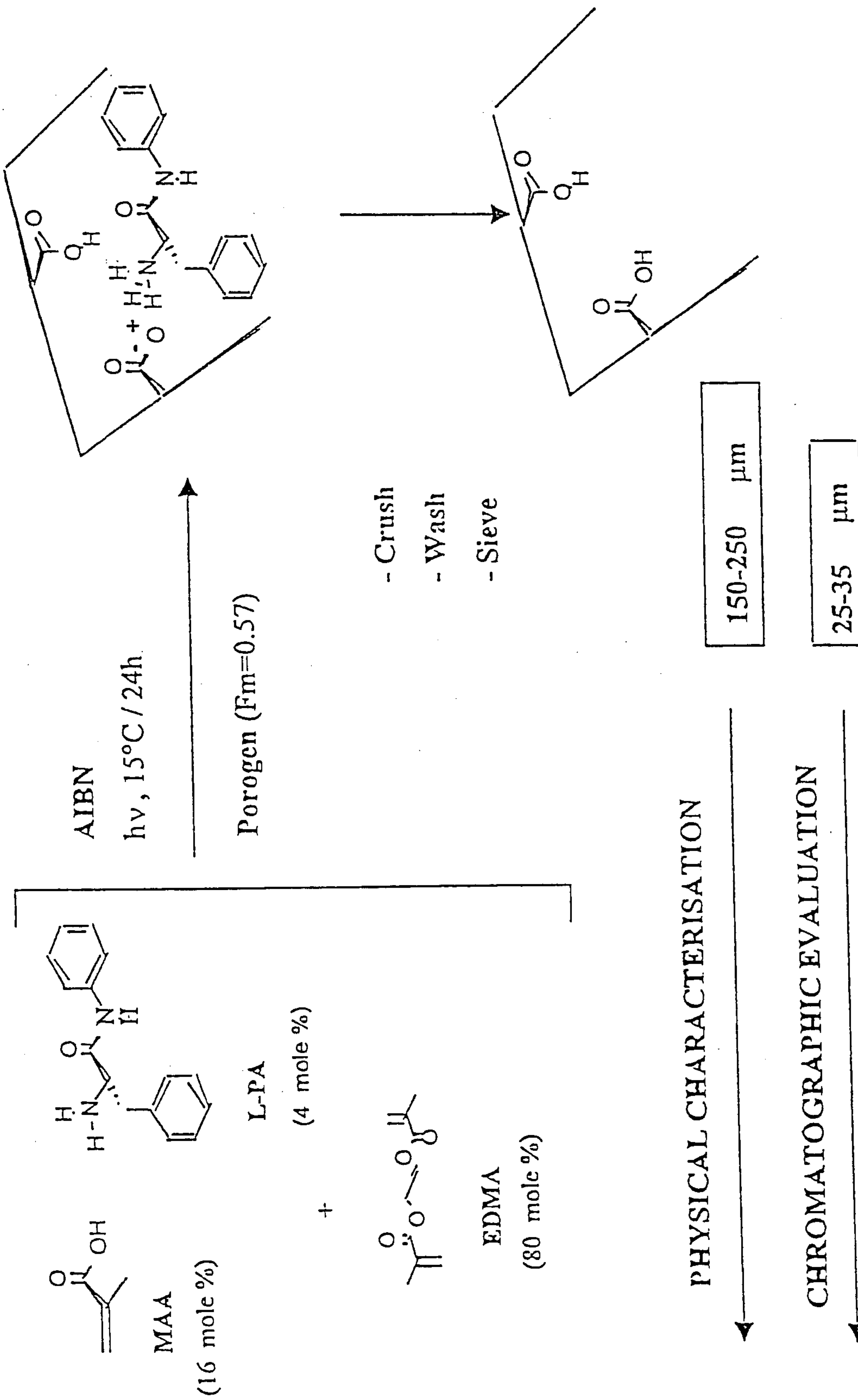
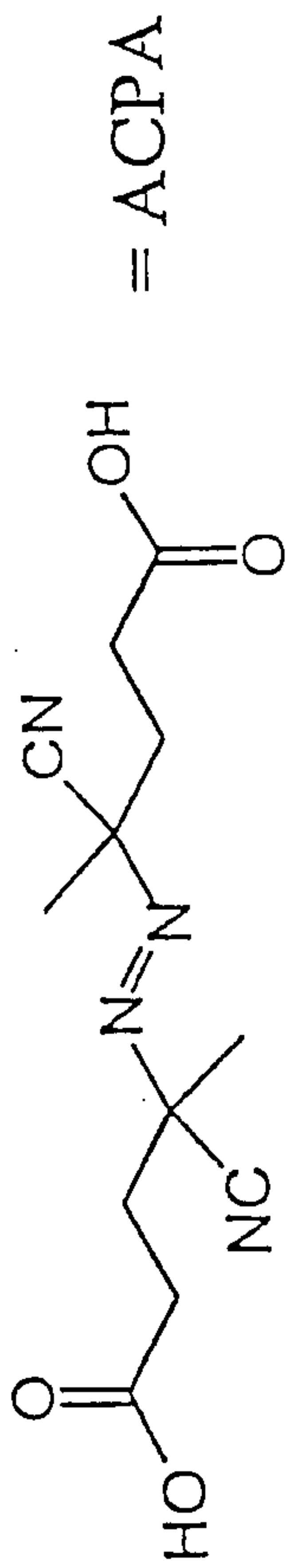


Figure 2



R₁ = -CH₃ or -OCH₃
R₂ = -Cl or -OCH₃

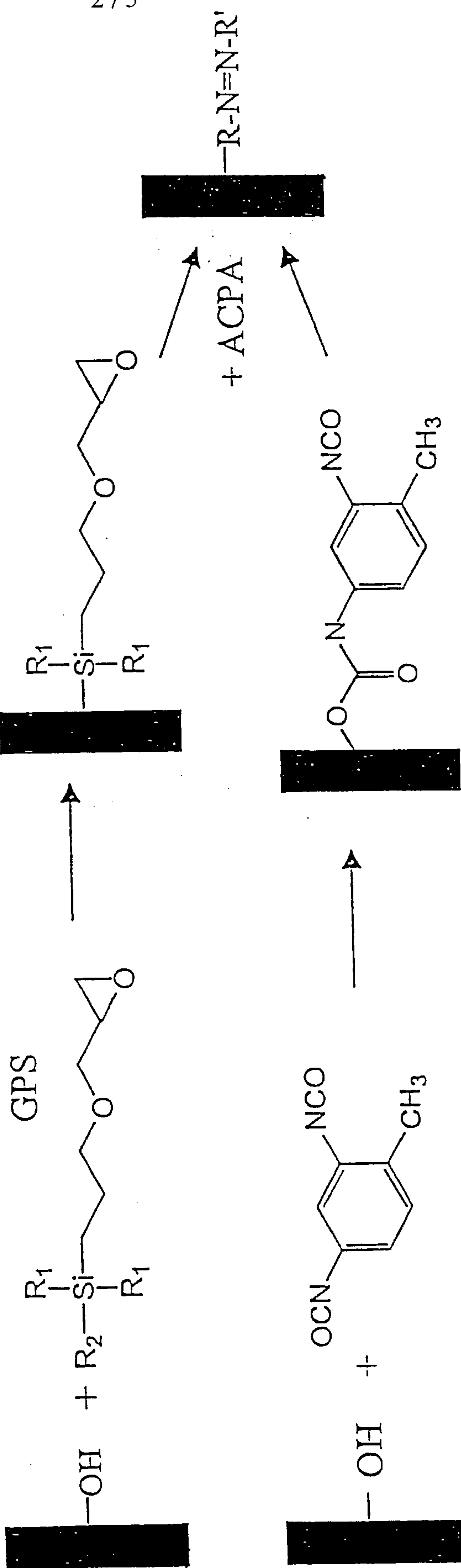
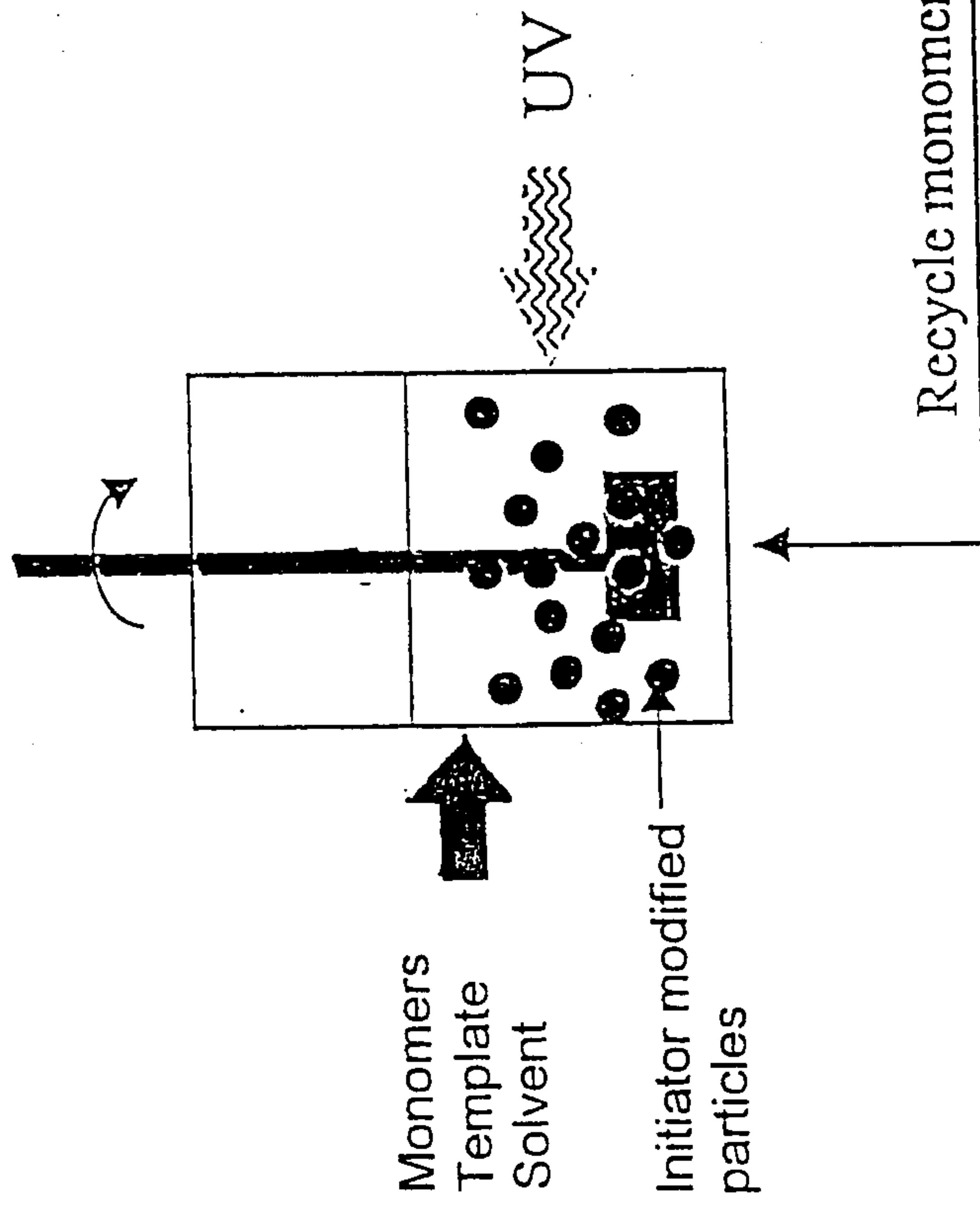


Figure 3

A. Graft polymerization



B. Filter, wash, and dry the particles

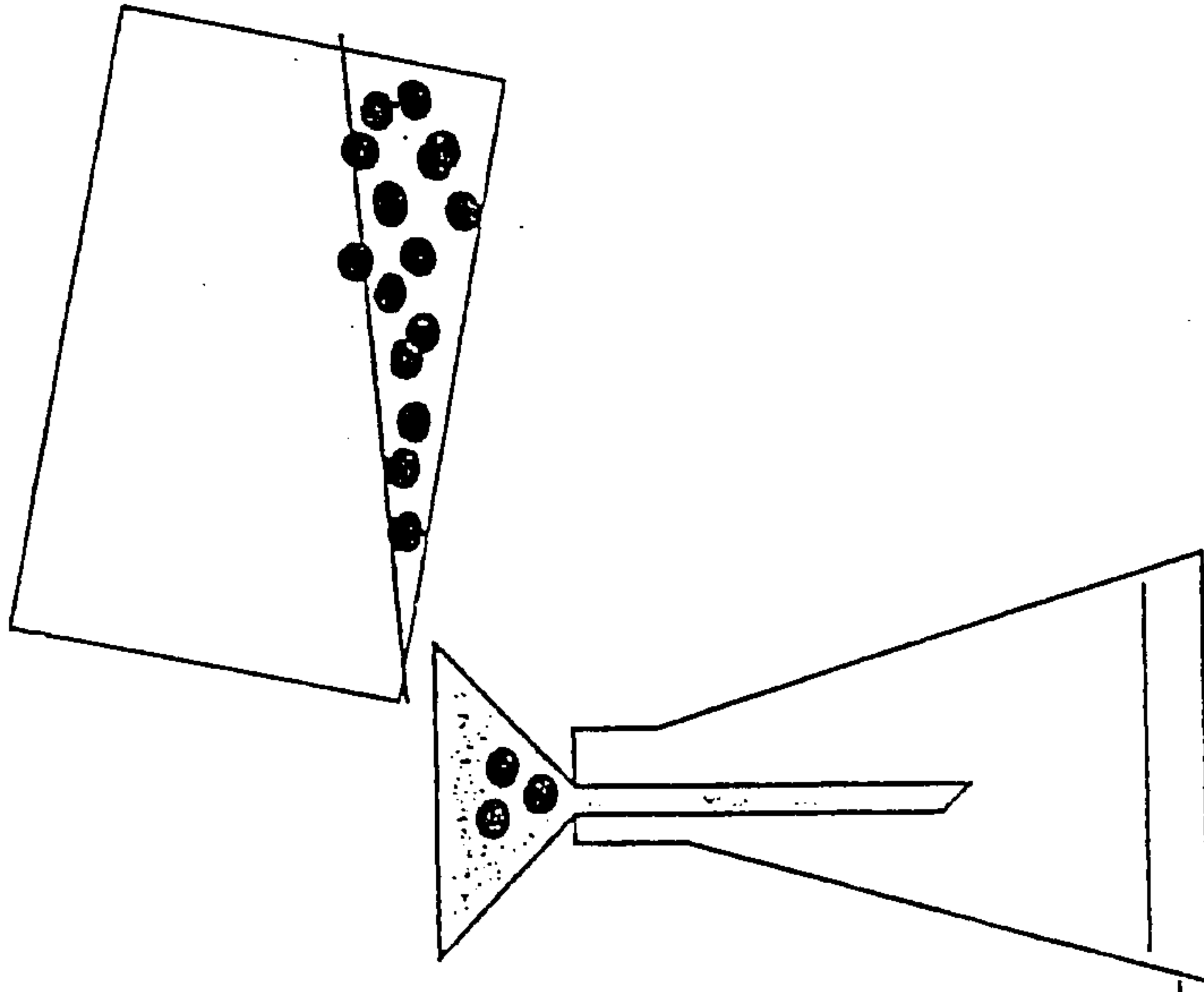
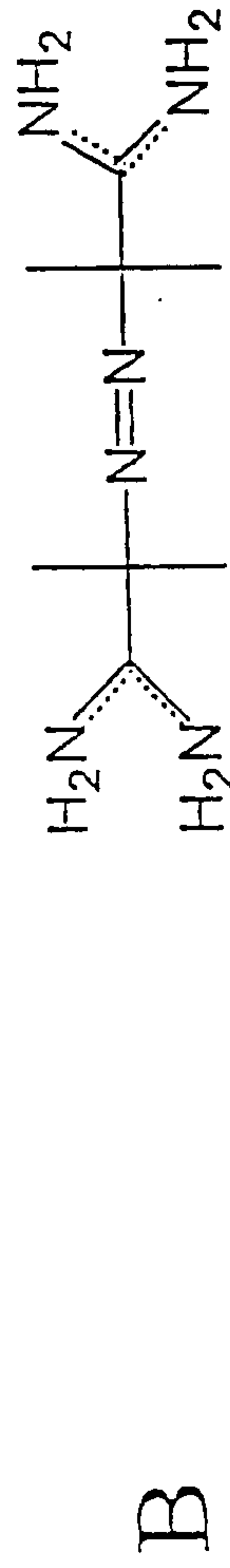
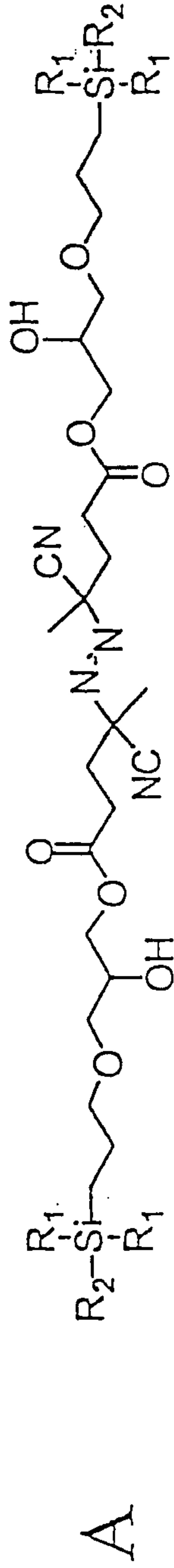


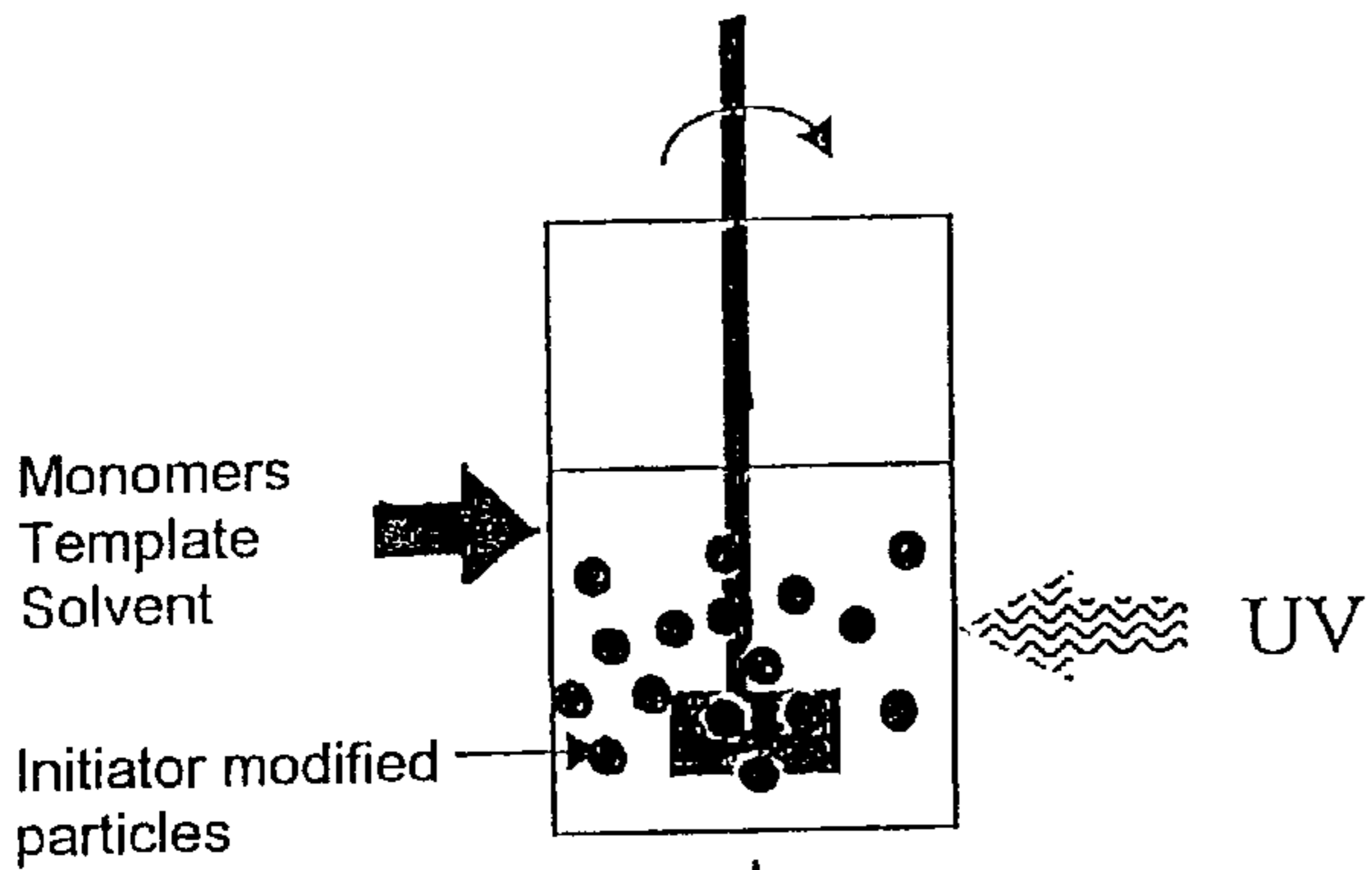
Figure 4



Microwave

C

A. Graft polymerization



B. Filter, wash, and dry the particles

