

(12) STANDARD PATENT
(19) AUSTRALIAN PATENT OFFICE

(11) Application No. **AU 2011265047 B2**

(54) Title
Furanyl compounds and the use thereof

(51) International Patent Classification(s)
C07D 307/68 (2006.01) **A61P 35/00** (2006.01)
A61K 31/341 (2006.01)

(21) Application No: **2011265047** (22) Date of Filing: **2011.06.07**

(87) WIPO No: **WO11/156321**

(30) Priority Data

(31) Number	(32) Date	(33) Country
61/352,308	2010.06.07	US

(43) Publication Date: **2011.12.15**

(44) Accepted Journal Date: **2014.10.23**

(71) Applicant(s)
Novomedix, LLC

(72) Inventor(s)
Fung, Leah M.; Chan, Kyle W. H.; Swindlehurst, Cathy A.

(74) Agent / Attorney
FB Rice, Level 23 44 Market Street, Sydney, NSW, 2000

(56) Related Art
US 7037929 B1

CORRECTED VERSION

(19) World Intellectual Property Organization
International Bureau(43) International Publication Date
15 December 2011 (15.12.2011)

PCT

(10) International Publication Number
WO 2011/156321 A9

(51) International Patent Classification:

C07D 307/68 (2006.01) A61P 35/00 (2006.01)
A61K 31/341 (2006.01)

(US). CHAN, Kyle, W., H. [US/US]; 5132 Greenwillow Lane, San Diego, CA 92130 (US). SWINDLEHURST, Cathy, A. [US/US]; 5132 Greenwillow Lane, San Diego, CA 92130 (US).

(21) International Application Number:

PCT/US2011/039377

(74) Agents: RIEGER, Dale, L. et al.; Jones Day, 222 East 41st Street, New York, NY 10017-6702 (US).

(22) International Filing Date:

7 June 2011 (07.06.2011)

(81) Designated States (unless otherwise indicated, for every kind of national protection available): AE, AG, AL, AM, AO, AT, AU, AZ, BA, BB, BG, BH, BR, BW, BY, BZ, CA, CH, CL, CN, CO, CR, CU, CZ, DE, DK, DM, DO, DZ, EC, EE, EG, ES, FI, GB, GD, GE, GH, GM, GT, HN, HR, HU, ID, IL, IN, IS, JP, KE, KG, KM, KN, KP, KR, KZ, LA, LC, LK, LR, LS, LT, LU, LY, MA, MD, ME, MG, MK, MN, MW, MX, MY, MZ, NA, NG, NI, NO, NZ, OM, PE, PG, PH, PL, PT, RO, RS, RU, SC, SD, SE, SG, SK, SL, SM, ST, SV, SY, TH, TJ, TM, TN, TR, TT, TZ, UA, UG, US, UZ, VC, VN, ZA, ZM, ZW.

(25) Filing Language:

English

(26) Publication Language:

English

(30) Priority Data:

61/352,308 7 June 2010 (07.06.2010) US

(71) Applicant (for all designated States except US):
NOVOMEDIX, LLC [US/US]; 11575 Sorrento Valley Road, Suite 210, San Diego, CA 92121 (US).

(72) Inventors; and

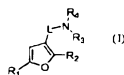
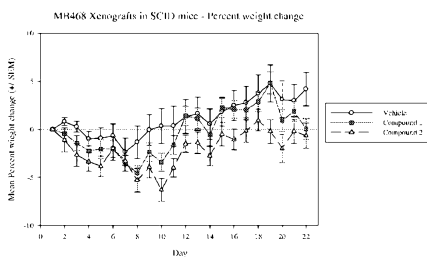
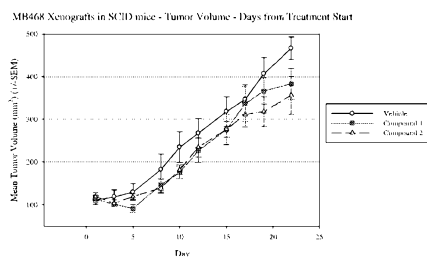
(75) Inventors/Applicants (for US only): FUNG, Leah, M. [US/US]; 12255 Mannix Road, San Diego, CA 92129

(84) Designated States (unless otherwise indicated, for every kind of regional protection available): ARIPO (BW, GH, GM, KE, LR, LS, MW, MZ, NA, SD, SL, SZ, TZ, UG,

[Continued on next page]

(54) Title: FURANYL COMPOUNDS AND THE USE THEREOF

Figure 1.



(I)

(57) Abstract: Provided herein are substituted furanyl compounds of formula (I), pharmaceutical compositions comprising the compounds, methods of their preparation, and methods of their use. The compounds provided herein are useful for the treatment, prevention, and/or amelioration of various disorders, including cancer and proliferative disorders. In one embodiment, the compounds provided herein modulate eIF4E activity. In one embodiment, the compounds provided herein modulate the Hedgehog pathway activity. In one embodiment, the compounds provided herein are used in combination with surgery, radiation therapy, immuno therapy and/or one or more additional anticancer drugs for the treatment, prevention, and/or amelioration of cancer and proliferative disorders.



ZM, ZW), Eurasian (AM, AZ, BY, KG, KZ, MD, RU, TJ, TM), European (AL, AT, BE, BG, CH, CY, CZ, DE, DK, EE, ES, FI, FR, GB, GR, HR, HU, IE, IS, IT, LT, LU, LV, MC, MK, MT, NL, NO, PL, PT, RO, RS, SE, SI, SK, SM, TR), OAPI (BF, BJ, CF, CG, CI, CM, GA, GN, GQ, GW, ML, MR, NE, SN, TD, TG).

(48) Date of publication of this corrected version:

5 April 2012

(15) Information about Correction:

see Notice of 5 April 2012

Published:

— with international search report (Art. 21(3))

FURANYL COMPOUNDS AND THE USE THEREOF

[0001] This application claims priority to U.S. Provisional Patent Application No. 61/352,308, filed June 7, 2010, which is incorporated by reference herein in its entirety.

FIELD

[0002] Provided herein are substituted furanyl compounds, pharmaceutical compositions comprising the compounds, methods of their preparation, and methods of their use. The compounds provided herein are useful for the treatment, prevention, and/or amelioration of various disorders, including cancer, proliferative disorders, and angiogenesis mediated diseases.

BACKGROUND

[0003] Cancer is a major worldwide public health problem; in the United States alone, approximately 560,000 people died of cancer in 2006. *See, e.g.*, U.S. Mortality Data 2006, National Center for Health Statistics, Centers for Disease Control and Prevention (2010). Many types of cancer have been described in the medical literature. Examples include cancer of blood, bone, skin, lung, colon, breast, prostate, ovary, brain, kidney, bladder, pancreas, and liver, among others. The incidence of cancer continues to climb as the general population ages and as new forms of cancer develop. A continuing need exists for effective therapies to treat subjects with cancer.

[0004] Breast cancer is one of the most common types of cancer, especially among women. In the United States, there are about 194,000 new cases of breast cancer and about 40,610 deaths from breast cancer in 2009. *See, e.g.*, Breast Cancer Statistics, National Cancer Institute (2010), *available at* www.cancer.gov. Among different types of breast cancer, triple negative breast cancer (estrogen receptor(ER)/ progesterone receptor/HER-2 negative) is more aggressive than other breast cancer subtypes. No targeted therapy exists for triple negative breast cancer. Triple negative breast cancer has a higher rate of recurrence resulting in death, although the tumors initially appear to respond to chemotherapy. Clearly there is a need to develop effective targeted therapy for triple negative breast cancer.

[0005] The Hedgehog (Hh) signaling pathway directs tissue development in embryo, and contributes to tissue homeostasis in adults. Deficient Hh signaling results in defective embryogenesis. Conversely, excessive Hh signaling is associated with an inherited cancer predisposition syndrome (Gorlin Syndrome), and a number of human cancers, including basal cell carcinoma and medulloblastoma. Multiple components of the Hh pathway can be altered in tumors. Studies in tumor cell lines have identified targets that can be exploited for the discovery of human Hh antagonists. Sonic hedgehog, a mammalian version of hedgehog protein, has been shown to stimulate the proliferation of several types of adult stem cells.

[0006] The Hh signal is relayed by Patched (Ptc), a 12-transmembrane protein and Smoothened (Smo), a 7-transmembrane protein. Upon binding of the Hh ligand to Ptc, the normal inhibitory effect of Ptc on Smo is relieved, allowing Smo to transduce the Hh signal across the plasma membrane. The signaling cascade initiated by Smo results in activation of Gli transcription factors that translocate into the nucleus where they control transcription of target genes. Smo is the therapeutic target of many drugs designed to treat hedgehog pathway-related diseases including many types of cancers and limb formation abnormalities such as Brachydactyly.

[0007] A tight control of the Hh pathway activity is required for proper cellular differentiation and organ formation. Uncontrolled activation of the Hh signaling pathway is associated with malignancies, in particular, those of the brain, skin and muscle, as well as angiogenesis. The Hh pathway has been shown to regulate cell proliferation in adults by the activation of genes involved in cell cycle progression, such as cyclin D, which is involved in the G1-S transition. Sonic hedgehog blocks cell cycle arrest mediated by p21, an inhibitor of cyclin dependent kinases. Hh signaling also induces components in the EGFR pathway (EGF, Her2) involved in proliferation and components in the PDGF (PDGF α) as well as VEGF pathways involved in angiogenesis. Loss-of-function mutations in the Ptc gene have been identified in patients with basal cell nevus syndrome, a hereditary disease characterized by multiple basal cell carcinomas. Dysfunctional Ptc gene mutations have also been associated with a large percentage of sporadic basal cell carcinoma tumors. Loss of Ptc function is thought to cause the uncontrolled Smo signaling in basal cell carcinoma. Activating Smo mutations have been identified in sporadic basal cell carcinoma tumors.

[0008] Changes in protein synthesis are directly linked to multiple human cancers. Translation initiation is deregulated in many cancers, including, *e.g.*, lymphoma, breast

cancer, head and neck cancer, colorectal cancer, lung cancer, bladder cancer, cervical cancer, and prostate cancer. Many proteins supporting the high rate of cancer cell growth, proliferation, and survival are translated from mRNAs having secondary structures, which have a greater dependence on rate-limiting translation factors such as eukaryotic initiation factor 4E (eIF4E). eIF4E overexpression in tumors can be a predictor for relapse in breast cancer regardless of nodal status and for drug resistance to adjuvant chemotherapy. A high percentage (>60%) of triple negative breast tumors express high levels of eIF4E. The patient group with high levels of eIF4E has a 1.6-fold higher rate of recurrence and a 2.1-fold increase in relative risk for cancer death. High levels of eIF4E drive the cap-dependent translation of proteins responsible for cancer initiation and progression resulting in aggressive phenotypes and enabling the tumors to better survive radiation treatment and chemotherapy. Therefore, it is desirable to regulate protein translation in cancer, in particular, inhibit the rate-limiting steps in protein translation in order to control cell growth and proliferation.

[0009] eIF4E, the rate-limiting factor for eukaryotic cap-dependent protein translation, is ubiquitously expressed in multiple breast cancer cell lines. The activity and availability of eIF4E are controlled, *e.g.*, by binding proteins such as 4E-BP1. The activity of these binding proteins is in turn regulated by phosphorylation, particularly by mTOR. eIF4E over-expression along with the concomitant enhanced cap-dependent translation drives cellular transformation and tumorigenesis. eIF4E is a convergence point for many oncogenic pathways and a key factor for malignancy in human cancer tissues and in experimental cancer models. Enhanced translation initiation is found in malignant breast phenotypes. eIF4E over-expression leads to breast carcinoma angiogenesis and progression. eIF4E elevation of 7-fold or more is a strong independent prognostic indicator for breast cancer relapse and death in retrospective and prospective studies. Antisense oligonucleotide therapy down-regulating eIF4E resulted in a reduction of *in vivo* tumor growth in PC-3 prostate and MDA-MB-231 breast cancer models in mice. No toxicity was observed when 80% knockdown was observed in essential organs, suggesting tumors are more sensitive to cap-dependent translation inhibition than normal tissue.

[0010] Cap-dependent translation initiation factor eIF4E and its binding protein 4E-BP1 are major downstream effectors of the PI3K/Akt/mTOR pathway. mTOR and other members of the PI3K/Akt/mTOR family control the establishment and maintenance of cancer phenotypes. The PI3K/Akt/mTOR pathway has been clinically validated as

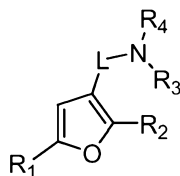
target for cancer therapies. Overactivation of PI3K and Akt is found in a wide range of tumor types. PI3K catalyzes the production of phosphatidylinositol-3,4,5-trisphosphate. This lipid activates Akt protein kinase, which in turn triggers a cascade of responses ranging from cell growth and proliferation to survival and motility. PTEN, a dual specificity phosphatase, is an inhibitor of the PI3K pathway. Second to p53, PTEN is most frequently mutated or deleted in human tumors. Several PI3K inhibitors have been developed in clinical trials. However, due to the integral roles of PI3K and Akt in insulin signaling, it is likely that inhibition of PI3K and Akt activities can lead to abrogated insulin function. Experimental evidence from preclinical models suggests that the blockade of PI3K and Akt results in the loss of insulin signaling in the peripheral tissues and in pancreatic beta cells, potentially leading to hyperglycemia and diabetes. This on-target side effect may limit the therapeutic utility of PI3K and/or Akt inhibitors.

[0011] mTOR controls cap-dependent translation through phosphorylation and inactivation of 4E-BP binding protein, thereby activating eIF4E. Activation of eIF4E is required for the translation initiation of mRNAs that have long structured 5'-untranslated regions. Increasing evidence suggests that mTOR, as a central regulator of cell growth and proliferation, controls protein biosynthesis. The mTOR pathway controls translation of mRNAs encoding proteins such as cyclin D1, c-Myc, and ornithine decarboxylase that are essential for G1 cell-cycle progression and S-phase initiation. Inhibition of mTOR results in G1 cell cycle arrest. Rapamycin, an mTOR inhibitor, has significant antitumor activity against many tumor cell lines in the NCI screening as well as in humans. However, formulation, solubility and stability issues have hindered the development of rapamycin. Analogs of rapamycin have been developed to address these issues and have shown promising results in Phase II/III clinical trials. However, preclinical studies and sequential biopsies in patients from a Phase I trial of mTOR inhibitor showed that mTOR inhibition activates Akt via an induced feedback loop. Furthermore, inhibition of mTOR with rapamycin caused exacerbation of diabetes because mTOR serves an important role in insulin signaling.

[0012] Therefore, there remains a need for alternative cancer therapeutic agents that are effective and safe, *e.g.*, agents having maximum inhibition of tumor growth, minimal toxicity to normal cells, and minimal on-target side effects in the treated subjects.

SUMMARY

[0013] Provided herein are compounds of formula (I), or an enantiomer, a mixture of enantiomers or a mixture of diastereomers thereof, or a pharmaceutically acceptable salt, solvate, hydrate or prodrug thereof:



(I),

wherein R₁, R₂, R₃, R₄, and L are defined herein elsewhere. The compounds are useful for the treatment, prevention, and/or amelioration of various disorders, such as cancer and proliferative disorders.

[0014] Also provided herein are pharmaceutical compositions and dosage forms comprising a compound provided herein, *e.g.*, a compound of formula (I), or an enantiomer, a mixture of enantiomers or a mixture of diastereomers thereof, or a pharmaceutically acceptable salt, solvate, hydrate or prodrug thereof. In one embodiment, the pharmaceutical compositions and dosage forms further comprise one or more pharmaceutically acceptable carriers or excipients. In one embodiment, the compositions and dosage forms provided herein further comprise one or more additional active agents, such as, *e.g.*, a cancer therapeutic agent.

[0015] Also provided herein are methods for the treatment, prevention, and/or amelioration of one or more symptoms of a disorder, such as cancer or a proliferative disorder, in a subject, comprising administering to the subject a therapeutically effective amount of a compound provided herein, *e.g.*, a compound of formula (I), or an enantiomer, a mixture of enantiomers or a mixture of diastereomers thereof, or a pharmaceutically acceptable salt, solvate, hydrate or prodrug thereof. In one embodiment, the subject is a human. Also provided herein are uses of compounds or compositions provided herein in the manufacture of a medicament for the treatment, prevention, and/or amelioration of various disorders provided herein. Also provided herein are compounds and compositions for use in the treatment, prevention, and/or amelioration of various disorders provided herein. Disorders that may be treated, prevented, and/or ameliorated include, but are not limited to, cancer, proliferative disorders, breast cancer (*e.g.*, triple negative breast cancer, ER+ breast cancer, or ER- breast cancer), basal cell nevus syndrome (Gorlin syndrome), basal cell carcinoma, skin

cancer, lung cancer, small cell lung cancer, non-small cell lung cancer, brain cancer, medulloblastoma, glioblastoma, colorectal cancer, ovarian cancer, liver cancer, pancreatic cancer (*e.g.*, carcinoma, angiosarcoma, adenocarcinoma), gastric cancer, gastroesophageal junction cancer, prostate cancer, cervical cancer, bladder cancer, head and neck cancer, lymphoma (*e.g.*, mantle cell lymphoma, diffuse large B-cell lymphoma), solid tumors that cannot be removed by surgery, locally advanced solid tumors, metastatic solid tumors, leukemia (*e.g.*, acute myeloid leukemia (AML), acute lymphoblastic leukemia (ALL), or chronic myeloid leukemia (CML)), or recurrent or refractory tumors.

[0016] In one embodiment, provided herein is a method of inhibiting or reducing the activity of the Hedgehog pathway. In one embodiment, the method comprises contacting one or more receptors in the Hedgehog pathway with a compound provided herein, *e.g.*, a compound of formula (I), or an enantiomer, a mixture of enantiomers or a mixture of diastereomers thereof, or a pharmaceutically acceptable salt, solvate, hydrate or prodrug thereof.

[0017] In one embodiment, provided herein is a method of inhibiting or reducing the activity of eIF4E. In one embodiment, the method comprises disrupting the eIF4F complex with a compound provided herein, *e.g.*, a compound of formula (I), or an enantiomer, a mixture of enantiomers or a mixture of diastereomers thereof, or a pharmaceutically acceptable salt, solvate, hydrate or prodrug thereof. In one embodiment, the method comprises downregulating cap-dependent protein translation initiation with a compound provided herein, *e.g.*, a compound of formula (I), or an enantiomer, a mixture of enantiomers or a mixture of diastereomers thereof, or a pharmaceutically acceptable salt, solvate, hydrate or prodrug thereof.

BRIEF DESCRIPTION OF THE DRAWINGS

[0018] Figure 1 illustrates the effect of Compounds 1 and 2 on inhibiting *in vivo* tumor growth in the MDA-MB-468 xenograft model for breast cancer in *SCID* mice (*e.g.*, tumor volume and percent weight change in treated and control animals).

DETAILED DESCRIPTION

[0019] Unless defined otherwise, all technical and scientific terms used herein have the same meaning as those commonly understood by one of ordinary skill in the art. All

publications and patents referred to herein are incorporated by reference herein in their entireties.

A. Definitions

[0020] As used in the specification and the accompanying claims, the indefinite articles “a” and “an” and the definite article “the” include plural as well as singular referents, unless the context clearly dictates otherwise.

[0021] As used herein, and unless otherwise indicated, the term “about” or “approximately” means an acceptable error for a particular value as determined by one of ordinary skill in the art, which depends in part on how the value is measured or determined. In certain embodiments, the term “about” or “approximately” means within 1, 2, 3, or 4 standard deviations. In certain embodiments, the term “about” or “approximately” means within 50%, 20%, 15%, 10%, 9%, 8%, 7%, 6%, 5%, 4%, 3%, 2%, 1%, 0.5%, or 0.05% of a given value or range.

[0022] As used herein, and unless otherwise indicated, the term “alkyl” refers to a linear or branched saturated monovalent hydrocarbon radical, wherein the alkyl may optionally be substituted with one or more substituents. The term “alkyl” also encompasses both linear and branched alkyl, unless otherwise specified. In certain embodiments, the alkyl is a linear saturated monovalent hydrocarbon radical that has 1 to 20 (C₁₋₂₀), 1 to 15 (C₁₋₁₅), 1 to 12 (C₁₋₁₂), 1 to 10 (C₁₋₁₀), or 1 to 6 (C₁₋₆) carbon atoms, or branched saturated monovalent hydrocarbon radical of 3 to 20 (C₃₋₂₀), 3 to 15 (C₃₋₁₅), 3 to 12 (C₃₋₁₂), 3 to 10 (C₃₋₁₀), or 3 to 6 (C₃₋₆) carbon atoms. As used herein, linear C₁₋₆ and branched C₃₋₆ alkyl groups are also referred as “lower alkyl.” Examples of alkyl groups include, but are not limited to, methyl, ethyl, propyl (including all isomeric forms), n-propyl, isopropyl, butyl (including all isomeric forms), n-butyl, isobutyl, t-butyl, pentyl (including all isomeric forms), and hexyl (including all isomeric forms). For example, C₁₋₆ alkyl refers to a linear saturated monovalent hydrocarbon radical of 1 to 6 carbon atoms or a branched saturated monovalent hydrocarbon radical of 3 to 6 carbon atoms.

[0023] As used herein, and unless otherwise specified, the term “alkenyl” refers to a linear or branched monovalent hydrocarbon radical, which contains one or more, in one embodiment, one to five, carbon-carbon double bonds. The alkenyl may be optionally substituted one or more substituents. The term “alkenyl” also encompasses radicals having “*cis*” and “*trans*” configurations, or alternatively, “E” and “Z” configurations, as

appreciated by those of ordinary skill in the art. As used herein, the term “alkenyl” encompasses both linear and branched alkenyl, unless otherwise specified. For example, C₂₋₆ alkenyl refers to a linear unsaturated monovalent hydrocarbon radical of 2 to 6 carbon atoms or a branched unsaturated monovalent hydrocarbon radical of 3 to 6 carbon atoms. In certain embodiments, the alkenyl is a linear monovalent hydrocarbon radical of 2 to 20 (C₂₋₂₀), 2 to 15 (C₂₋₁₅), 2 to 12 (C₂₋₁₂), 2 to 10 (C₂₋₁₀), or 2 to 6 (C₂₋₆) carbon atoms, or a branched monovalent hydrocarbon radical of 3 to 20 (C₃₋₂₀), 3 to 15 (C₃₋₁₅), 3 to 12 (C₃₋₁₂), 3 to 10 (C₃₋₁₀), or 3 to 6 (C₃₋₆) carbon atoms. Examples of alkenyl groups include, but are not limited to, ethenyl, propen-1-yl, propen-2-yl, allyl, butenyl, and 4-methylbutenyl.

[0024] As used herein, and unless otherwise specified, the term “alkynyl” refers to a linear or branched monovalent hydrocarbon radical, which contains one or more, in one embodiment, one to five, carbon-carbon triple bonds. The alkynyl may be optionally substituted one or more substituents. The term “alkynyl” also encompasses both linear and branched alkynyl, unless otherwise specified. In certain embodiments, the alkynyl is a linear monovalent hydrocarbon radical of 2 to 20 (C₂₋₂₀), 2 to 15 (C₂₋₁₅), 2 to 12 (C₂₋₁₂), 2 to 10 (C₂₋₁₀), or 2 to 6 (C₂₋₆) carbon atoms, or a branched monovalent hydrocarbon radical of 3 to 20 (C₃₋₂₀), 3 to 15 (C₃₋₁₅), 3 to 12 (C₃₋₁₂), 3 to 10 (C₃₋₁₀), or 3 to 6 (C₃₋₆) carbon atoms. Examples of alkynyl groups include, but are not limited to, ethynyl (–C≡CH) and propargyl (–CH₂C≡CH). For example, C₂₋₆ alkynyl refers to a linear unsaturated monovalent hydrocarbon radical of 2 to 6 carbon atoms or a branched unsaturated monovalent hydrocarbon radical of 3 to 6 carbon atoms.

[0025] As used herein, and unless otherwise specified, the term “cycloalkyl” refers to a cyclic saturated bridged and/or non-bridged monovalent hydrocarbon radical, which may be optionally substituted one or more substituents as described herein. In certain embodiments, the cycloalkyl has from 3 to 20 (C₃₋₂₀), from 3 to 15 (C₃₋₁₅), from 3 to 12 (C₃₋₁₂), from 3 to 10 (C₃₋₁₀), or from 3 to 7 (C₃₋₇) carbon atoms. Examples of cycloalkyl groups include, but are not limited to, cyclopropyl, cyclobutyl, cyclopentyl, cyclohexyl, cycloheptyl, decalinyl, and adamantyl.

[0026] As used herein, and unless otherwise specified, the term “heteroalkyl” refers to a stable straight or branched chain, or cyclic hydrocarbon radical, or combinations thereof, consisting of the stated number of carbon atoms and from one to three heteroatoms selected from the group consisting of O, N, Si and S, and wherein the nitrogen and sulfur atoms are optionally oxidized and the nitrogen heteroatom can

optionally be quaternized. The heteroatom(s) O, N and S may be placed at any interior position of the heteroalkyl group. The heteroatom Si can be placed at any position of the heteroalkyl group, including the position at which the alkyl group is attached to the remainder of the molecule. The heteroatom O, N, or S cannot be placed at the position at which the alkyl group is attached to the remainder of the molecule. The heteroatom O, N, or S can be placed at the external position distal to where the alkyl group is attached to the remainder of the molecule. Examples include $-\text{CH}_2\text{-CH}_2\text{-O-CH}_3$, $-\text{CH}_2\text{-CH}_2\text{-NH-CH}_3$, $-\text{CH}_2\text{-CH}_2\text{-N(CH}_3\text{)-CH}_3$, $-\text{CH}_2\text{-S-CH}_2\text{-CH}_3$, $-\text{CH}_2\text{-CH}_2\text{-S(O)-CH}_3$, $-\text{CH}_2\text{-CH}_2\text{-S(O)}_2\text{-CH}_3$, $-\text{CH=CH-O-CH}_3$, $-\text{Si(CH}_3\text{)}_3$, $-\text{CH}_2\text{-CH=N-OCH}_3$, and $-\text{CH=CH-N(CH}_3\text{)-CH}_3$. Up to two heteroatoms can be consecutive, such as, for example, $-\text{CH}_2\text{-NH-OCH}_3$ and $-\text{CH}_2\text{-O-Si(CH}_3\text{)}_3$. Also included in the term “heteroalkyl” are those radicals described as “heteroalkylene” and “heterocycloalkyl.” The term “heteroalkylene” by itself or as part of another substituent means a divalent radical derived from heteroalkyl, as exemplified by $-\text{CH}_2\text{-CH}_2\text{-S-CH}_2\text{-CH}_2\text{-}$ and $-\text{CH}_2\text{-S-CH}_2\text{-CH}_2\text{-NH-CH}_2\text{-}$. Still further, for heteroalkylene linking groups, as well as all other linking group provided herein, no orientation of the linking group is implied.

[0027] As used herein, and unless otherwise specified, the term “aryl” refers to a monocyclic aromatic group and/or multicyclic monovalent aromatic group that contain at least one aromatic hydrocarbon ring. In certain embodiments, the aryl has from 6 to 20 (C_{6-20}), from 6 to 15 (C_{6-15}), or from 6 to 10 (C_{6-10}) ring atoms. Examples of aryl groups include, but are not limited to, phenyl, naphthyl, fluorenyl, azulenyl, anthryl, phenanthryl, pyrenyl, biphenyl, and terphenyl. Aryl also refers to bicyclic or tricyclic carbon rings, where one of the rings is aromatic and the others of which may be saturated, partially unsaturated, or aromatic, for example, dihydronaphthyl, indenyl, indanyl, or tetrahydronaphthyl (tetralinyl). In certain embodiments, aryl may also be optionally substituted with one or more substituents.

[0028] As used herein, and unless otherwise specified, the term “arylalkyl” or “aralkyl” refers to a monovalent alkyl group substituted with aryl. In certain embodiments, both alkyl and aryl may be optionally substituted with one or more substituents.

[0029] As used herein, and unless otherwise specified, the term “heteroaryl” refers to a monocyclic aromatic group and/or multicyclic aromatic group that contain at least one aromatic ring, wherein at least one ring contains one or more heteroatoms independently selected from O, S, and N. Each ring of a heteroaryl group can contain

one or two O atoms, one or two S atoms, and/or one to four N atoms, provided that the total number of heteroatoms in each ring is four or less and each ring contains at least one carbon atom. In certain embodiments, the heteroaryl has from 5 to 20, from 5 to 15, or from 5 to 10 ring atoms. Examples of monocyclic heteroaryl groups include, but are not limited to, furanyl, imidazolyl, isothiazolyl, isoxazolyl, oxadiazolyl, oxazolyl, pyrazinyl, pyrazolyl, pyridazinyl, pyridyl, pyrimidinyl, pyrrolyl, thiadiazolyl, thiazolyl, thienyl, tetrazolyl, triazinyl, and triazolyl. Examples of bicyclic heteroaryl groups include, but are not limited to, benzofuranyl, benzimidazolyl, benzoisoxazolyl, benzopyranyl, benzothiadiazolyl, benzothiazolyl, benzothieryl, benzothiophenyl, benzotriazolyl, benzoxazolyl, furopyridyl, imidazopyridinyl, imidazothiazolyl, indoliziny, indolyl, indazolyl, isobenzofuranyl, isobenzothieryl, isoindolyl, isoquinolinyl, isothiazolyl, naphthyridinyl, oxazolopyridinyl, phthalazinyl, pteridinyl, purinyl, pyridopyridyl, pyrrolopyridyl, quinolinyl, quinoxalinyl, quinazolinyl, thiadiazolopyrimidinyl, and thienopyridyl. Examples of tricyclic heteroaryl groups include, but are not limited to, acridinyl, benzindolyl, carbazolyl, dibenzofuranyl, perimidinyl, phenanthrolinyl, phenanthridinyl, phenarsazinyl, phenazinyl, phenothiazinyl, phenoxazinyl, and xanthenyl. In certain embodiments, heteroaryl may be optionally substituted with one or more substituents.

[0030] As used herein, and unless otherwise specified, the term “heterocyclyl,” “heterocycloalkyl,” or “heterocyclic” refers to a monocyclic non-aromatic ring system and/or multicyclic ring system that contains at least one non-aromatic ring, wherein at least one ring contains one or more heteroatoms independently selected from O, S, or N; and the remaining ring atoms are carbon atoms. In certain embodiments, the heterocyclyl or heterocyclic group has from 3 to 20, from 3 to 15, from 3 to 10, from 3 to 8, from 4 to 7, or from 5 to 6 ring atoms. In certain embodiments, the heterocyclyl is a monocyclic, bicyclic, tricyclic, or tetracyclic ring system, which may include a fused or bridged ring system, and in which the nitrogen or sulfur atoms may be optionally oxidized, the nitrogen atoms may be optionally quaternized, and some rings may be partially or fully saturated, or aromatic. The heterocyclyl may be attached to the main structure at any heteroatom or carbon atom which results in the creation of a stable compound. Examples of such heterocyclic radicals include, but are not limited to, azepinyl, benzodioxanyl, benzodioxolyl, benzofuranonyl, benzopyranonyl, benzopyranyl, benzotetrahydrofuranyl, benzotetrahydrothienyl, benzothiopyranyl, benzoxazinyl, β -carbolinyl, chromanyl, chromonyl, cinnolinyl, coumarinyl,

decahydroisoquinoliny, dihydrobenzothiazinyl, dihydrobenzisoxazinyl, dihydrofuryl, dihydroisoindolyl, dihydropyranyl, dihydropyrazolyl, dihydropyrazinyl, dihydropyridinyl, dihydropyrimidinyl, dihydropyrrolyl, dioxolanyl, 1,4-dithianyl, furanonyl, imidazolidinyl, imidazolinyl, indoliny, isobenzotetrahydrofuranly, isobenzotetrahydrothienyl, isochromanly, isocoumarinyl, isoindolinyl, isothiazolidinyl, isoxazolidinyl, morpholinyl, octahydroindolyl, octahydroisoindolyl, oxazolidinonyl, oxazolidinyl, oxiranyl, piperazinyl, piperidinyl, 4-piperidonyl, pyrazolidinyl, pyrazolinyl, pyrrolidinyl, pyrrolinyl, quinuclidinyl, tetrahydrofuryl, tetrahydroisoquinoliny, tetrahydropyranly, tetrahydrothienyl, thiamorpholinyl, thiazolidinyl, tetrahydroquinoliny, and 1,3,5-trithianyl. In certain embodiments, heterocyclic may be optionally substituted with one or more substituents.

[0031] As used herein, and unless otherwise specified, the term “halogen”, “halide” or “halo” refers to fluorine, chlorine, bromine, and/or iodine.

[0032] As used herein, and unless otherwise specified, the term “hydrogen” encompasses proton (^1H), deuterium (^2H), tritium (^3H), and/or mixtures thereof.

[0033] As used herein, and unless otherwise specified, the term “optionally substituted” is intended to mean that a group, such as an alkyl, alkenyl, alkynyl, cycloalkyl, heteroalkyl, aryl, aralkyl, heteroaryl, or heterocyclyl, may be substituted with one or more substituents independently selected from, *e.g.*, (a) C_{1-6} alkyl, C_{2-6} alkenyl, C_{2-6} alkynyl, C_{3-7} cycloalkyl, C_{6-14} aryl, C_{7-15} aralkyl, heteroaryl, and heterocyclyl, each optionally substituted with one or more, in one embodiment, one, two, three, or four, substituents Q^1 ; and (b) halo, cyano ($-\text{CN}$), nitro ($-\text{NO}_2$), $-\text{C}(\text{O})\text{R}^a$, $-\text{C}(\text{O})\text{OR}^a$, $-\text{C}(\text{O})\text{NR}^b\text{R}^c$, $-\text{C}(\text{NR}^a)\text{NR}^b\text{R}^c$, $-\text{OR}^a$, $-\text{OC}(\text{O})\text{R}^a$, $-\text{OC}(\text{O})\text{OR}^a$, $-\text{OC}(\text{O})\text{NR}^b\text{R}^c$, $-\text{OC}(=\text{NR}^a)\text{NR}^b\text{R}^c$, $-\text{OS}(\text{O})\text{R}^a$, $-\text{OS}(\text{O})_2\text{R}^a$, $-\text{OS}(\text{O})\text{NR}^b\text{R}^c$, $-\text{OS}(\text{O})_2\text{NR}^b\text{R}^c$, $-\text{NR}^b\text{R}^c$, $-\text{NR}^a\text{C}(\text{O})\text{R}^d$, $-\text{NR}^a\text{C}(\text{O})\text{OR}^d$, $-\text{NR}^a\text{C}(\text{O})\text{NR}^b\text{R}^c$, $-\text{NR}^a\text{C}(=\text{NR}^d)\text{NR}^b\text{R}^c$, $-\text{NR}^a\text{S}(\text{O})\text{R}^d$, $-\text{NR}^a\text{S}(\text{O})_2\text{R}^d$, $-\text{NR}^a\text{S}(\text{O})\text{NR}^b\text{R}^c$, $-\text{NR}^a\text{S}(\text{O})_2\text{NR}^b\text{R}^c$, $-\text{SR}^a$, $-\text{S}(\text{O})\text{R}^a$, $-\text{S}(\text{O})_2\text{R}^a$, $-\text{S}(\text{O})\text{NR}^b\text{R}^c$, and $-\text{S}(\text{O})_2\text{NR}^b\text{R}^c$, wherein each R^a , R^b , R^c , and R^d is independently (i) hydrogen; (ii) C_{1-6} alkyl, C_{2-6} alkenyl, C_{2-6} alkynyl, C_{3-7} cycloalkyl, C_{6-14} aryl, C_{7-15} aralkyl, heteroaryl, or heterocyclyl, each optionally substituted with one or more, in one embodiment, one, two, three, or four, substituents Q^1 ; or (iii) R^b and R^c together with the N atom to which they are attached form heteroaryl or heterocyclyl, optionally substituted with one or more, in one embodiment, one, two, three, or four, substituents Q^1 .

[0034] In one embodiment, each Q^1 is independently selected from the group consisting of (a) cyano, halo, and nitro; and (b) C_{1-6} alkyl, C_{2-6} alkenyl, C_{2-6} alkynyl, C_{3-7}

cycloalkyl, C₆₋₁₄ aryl, C₇₋₁₅ aralkyl, heteroaryl, and heterocyclyl; and (c) $-C(O)R^e$, $-C(O)OR^e$, $-C(O)NR^fR^g$, $-C(NR^e)NR^fR^g$, $-OR^e$, $-OC(O)R^e$, $-OC(O)OR^e$, $-OC(O)NR^fR^g$, $-OC(=NR^e)NR^fR^g$, $-OS(O)R^e$, $-OS(O)_2R^e$, $-OS(O)NR^fR^g$, $-OS(O)_2NR^fR^g$, $-NR^fR^g$, $-NR^eC(O)R^h$, $-NR^eC(O)OR^h$, $-NR^eC(O)NR^fR^g$, $-NR^eC(=NR^h)NR^fR^g$, $-NR^eS(O)R^h$, $-NR^eS(O)_2R^h$, $-NR^eS(O)NR^fR^g$, $-NR^eS(O)_2NR^fR^g$, $-SR^e$, $-S(O)R^e$, $-S(O)_2R^e$, $-S(O)NR^fR^g$, and $-S(O)_2NR^fR^g$; wherein each R^e, R^f, R^g, and R^h is independently (i) hydrogen; (ii) C₁₋₆ alkyl, C₂₋₆ alkenyl, C₂₋₆ alkynyl, C₃₋₇ cycloalkyl, C₆₋₁₄ aryl, C₇₋₁₅ aralkyl, heteroaryl, or heterocyclyl; or (iii) R^f and R^g together with the N atom to which they are attached form heteroaryl or heterocyclyl.

[0035] As used herein, and unless otherwise specified, the term “pharmaceutically acceptable salts” refers to salts prepared from pharmaceutically acceptable non-toxic acids, including inorganic acids and organic acids. Suitable non-toxic acids include inorganic and organic acids such as, but not limited to, acetic, alginic, anthranilic, benzenesulfonic, benzoic, camphorsulfonic, citric, ethenesulfonic, formic, fumaric, furoic, gluconic, glutamic, glucorenic, galacturonic, glycidic, hydrobromic, hydrochloric, isethionic, lactic, maleic, malic, mandelic, methanesulfonic, mucic, nitric, pamoic, pantothenic, phenylacetic, propionic, phosphoric, salicylic, stearic, succinic, sulfanilic, sulfuric, tartaric acid, p-toluenesulfonic and the like. In some embodiments, the salt is formed from hydrochloric, hydrobromic, phosphoric, or sulfuric acid. In one embodiment, the salt is formed from hydrochloride salt.

[0036] As used herein, and unless otherwise specified, the term “hydrate” means a compound provided herein or a salt thereof, which further includes a stoichiometric or non-stoichiometric amount of water bound by non-covalent intermolecular forces.

[0037] As used herein, and unless otherwise specified, the term “solvate” refers to a compound provided herein or a salt thereof, which further includes a stoichiometric or non-stoichiometric amount of solvent bound by non-covalent intermolecular forces. Where the solvent is water, the solvate is a hydrate (*e.g.*, mono-hydrate, dihydrate, trihydrate, tetrahydrate and the like).

[0038] As used herein, and unless otherwise specified, the term “stereoisomer” encompasses all enantiomerically/stereomerically pure and enantiomerically/stereomerically enriched compounds provided herein.

[0039] As used herein and unless otherwise specified, the term “stereomerically pure” means a composition that comprises one stereoisomer of a compound and is substantially free of other stereoisomers of that compound. For example, a

stereomerically pure composition of a compound having one chiral center will be substantially free of the opposite enantiomer of the compound. A stereomerically pure composition of a compound having two chiral centers will be substantially free of other diastereomers of the compound. A typical stereomerically pure compound comprises greater than about 80% by weight of one stereoisomer of the compound and less than about 20% by weight of other stereoisomers of the compound, greater than about 90% by weight of one stereoisomer of the compound and less than about 10% by weight of the other stereoisomers of the compound, greater than about 95% by weight of one stereoisomer of the compound and less than about 5% by weight of the other stereoisomers of the compound, greater than about 97% by weight of one stereoisomer of the compound and less than about 3% by weight of the other stereoisomers of the compound, or greater than about 99% by weight of one stereoisomer of the compound and less than about 1% by weight of the other stereoisomers of the compound.

[0040] As used herein and unless otherwise indicated, the term “stereomerically enriched” means a composition that comprises greater than about 55% by weight of one stereoisomer of a compound, greater than about 60% by weight of one stereoisomer of a compound, greater than about 70% by weight, or greater than about 80% by weight of one stereoisomer of a compound.

[0041] As used herein, and unless otherwise indicated, the term “enantiomerically pure” means a stereomerically pure composition of a compound having one chiral center. Similarly, the term “enantiomerically enriched” means a stereomerically enriched composition of a compound having one chiral center.

[0042] In certain embodiments, as used herein, and unless otherwise specified, “optically active” and “enantiomerically active” refer to a collection of molecules, which has an enantiomeric excess of no less than about 50%, no less than about 70%, no less than about 80%, no less than about 90%, no less than about 91%, no less than about 92%, no less than about 93%, no less than about 94%, no less than about 95%, no less than about 96%, no less than about 97%, no less than about 98%, no less than about 99%, no less than about 99.5%, or no less than about 99.8%. In certain embodiments, the compound comprises about 95% or more of the desired enantiomer and about 5% or less of the less preferred enantiomer based on the total weight of the racemate in question..

[0043] In describing an optically active compound, the prefixes *R* and *S* are used to denote the absolute configuration of the molecule about its chiral center(s). The (+) and

(-) are used to denote the optical rotation of the compound, that is, the direction in which a plane of polarized light is rotated by the optically active compound. The (-) prefix indicates that the compound is levorotatory, that is, the compound rotates the plane of polarized light to the left or counterclockwise. The (+) prefix indicates that the compound is dextrorotatory, that is, the compound rotates the plane of polarized light to the right or clockwise. However, the sign of optical rotation, (+) or (-), is not related to the absolute configuration of the molecule, *R* or *S*.

[0044] As used herein, and unless otherwise specified, the terms “composition,” “formulation,” and “dosage form” are intended to encompass products comprising the specified ingredient(s) (in the specified amounts, if indicated), as well as any product(s) which result, directly or indirectly, from combination of the specified ingredient(s) in the specified amount(s).

[0045] As used herein, and unless otherwise specified, the term “pharmaceutically acceptable carrier,” “pharmaceutically acceptable excipient,” “physiologically acceptable carrier,” or “physiologically acceptable excipient” refers to a pharmaceutically-acceptable material, composition, or vehicle, such as a liquid or solid filler, diluent, excipient, solvent, or encapsulating material. In one embodiment, each component is “pharmaceutically acceptable” in the sense of being compatible with the other ingredients of a pharmaceutical formulation, and suitable for use in contact with the tissue or organ of humans and animals without excessive toxicity, irritation, allergic response, immunogenicity, or other problems or complications, commensurate with a reasonable benefit/risk ratio. In one embodiment, by “pharmaceutical” or “pharmaceutically acceptable” it is meant that any diluent(s), excipient(s) or carrier(s) in the composition, formulation, or dosage form are compatible with the other ingredient(s) and not deleterious to the recipient thereof. See, e.g., Remington: *The Science and Practice of Pharmacy*, 21st Edition, Lippincott Williams & Wilkins: Philadelphia, PA, 2005; *Handbook of Pharmaceutical Excipients*, 5th Edition, Rowe *et al.*, Eds., The Pharmaceutical Press and the American Pharmaceutical Association: 2005; and *Handbook of Pharmaceutical Additives*, 3rd Edition, Ash and Ash Eds., Gower Publishing Company: 2007; *Pharmaceutical Preformulation and Formulation*, 2nd Edition, Gibson Ed., CRC Press LLC: Boca Raton, FL, 2009.

[0046] As used herein, and unless otherwise specified, the terms “active ingredient” and “active substance” refer to a compound, which is administered, alone or in combination with one or more pharmaceutically acceptable excipients, to a subject for

treating, preventing, managing, or ameliorating one or more symptoms of a condition, disorder, or disease. As used herein, “active ingredient” and “active substance” may be an optically active isomer of a compound described herein.

[0047] As used herein, and unless otherwise specified, the terms “drug,” “therapeutic agent,” and “chemotherapeutic agent” refer to a compound, or a pharmaceutical composition thereof, which is administered to a subject for treating, preventing, managing, or ameliorating one or more symptoms of a condition, disorder, or disease.

[0048] As used herein, and unless otherwise indicated, the terms “treat,” “treating” and “treatment” refer to the eradication or amelioration of a disease or disorder, or of one or more symptoms associated with the disease or disorder. In certain embodiments, the terms refer to minimizing the spread or worsening of the disease or disorder resulting from the administration of one or more prophylactic or therapeutic agents to a subject with such a disease or disorder. In some embodiments, the terms refer to the administration of a compound or dosage form provided herein, with or without one or more additional active agent(s), after the diagnosis or onset of symptoms of the particular disease.

[0049] As used herein, and unless otherwise indicated, the terms “prevent,” “preventing” and “prevention” refer to the prevention of the onset, recurrence or spread of a disease or disorder, or of one or more symptoms thereof. In certain embodiments, the terms refer to the treatment with or administration of a compound or dosage form provided herein, with or without one or more other additional active agent(s), prior to the onset of symptoms, particularly to patients at risk of disease or disorders provided herein. The terms encompass the inhibition or reduction of a symptom of the particular disease. In certain embodiments, subjects with familial history of a disease are potential candidates for preventive regimens. In certain embodiments, subjects who have a history of recurring symptoms are also potential candidates for the prevention. In this regard, the term “prevention” may be interchangeably used with the term “prophylactic treatment.”

[0050] As used herein, and unless otherwise specified, the terms “manage,” “managing” and “management” refer to preventing or slowing the progression, spread or worsening of a disease or disorder, or of one or more symptoms thereof. Often, the beneficial effects that a subject derives from a prophylactic and/or therapeutic agent do not result in a cure of the disease or disorder. In this regard, the term “managing”

encompasses treating a patient who had suffered from the particular disease in an attempt to prevent or minimize the recurrence of the disease.

[0051] As used herein, and unless otherwise specified, “amelioration” of the symptoms of a particular disorder by administration of a particular pharmaceutical composition refers to any lessening, whether permanent or temporary, lasting or transient, that can be attributed to or associated with the administration of the composition.

[0052] As used herein, and unless otherwise specified, the term “therapeutically effective amount” or “effective amount” of a compound means an amount sufficient to provide a therapeutic benefit in the treatment or management of a disease or disorder, or to delay or minimize one or more symptoms associated with the disease or disorder. A “therapeutically effective amount” or “effective amount” of a compound means an amount of therapeutic agent, alone or in combination with one or more other therapies, which provides a therapeutic benefit in the treatment or management of the disease or disorder. The term “therapeutically effective amount” and “effective amount” can encompass an amount that improves overall therapy, reduces, delays, or avoids symptoms or causes of disease or disorder, or enhances the therapeutic efficacy of another therapeutic agent.

[0053] As used herein, and unless otherwise specified, a “prophylactically effective amount” of a compound is an amount sufficient to prevent a disease or disorder, or prevent its recurrence. A prophylactically effective amount of a compound means an amount of therapeutic agent, alone or in combination with one or more other therapies, which provides a prophylactic benefit in the prevention of the disease. The term “prophylactically effective amount” can encompass an amount that improves overall prophylaxis or enhances the prophylactic efficacy of another prophylactic agent.

[0054] As used herein, and unless otherwise specified, the term “subject” is defined herein to include animals such as mammals, including, but not limited to, primates (*e.g.*, humans), cows, sheep, goats, horses, dogs, cats, rabbits, rats, mice and the like. In specific embodiments, the subject is a human. The terms “subject” and “patient” are used interchangeably herein in reference, for example, to a mammalian subject, such as a human.

[0055] As used herein, and unless otherwise specified, “tumor” refers to all neoplastic cell growth and proliferation, whether malignant or benign, and all pre-cancerous and cancerous cells and tissues. As used herein, and unless otherwise

specified, “neoplastic” refers to any form of dysregulated or unregulated cell growth, whether malignant or benign, resulting in abnormal tissue growth. Thus, “neoplastic cells” include malignant and benign cells having dysregulated or unregulated cell growth.

[0056] As used herein, and unless otherwise specified, the terms “cancer” and “cancerous” refer to or describe the physiological condition in mammals that is typically characterized by unregulated cell growth. Examples of cancer include, but are not limited to, lymphoma, leukemia, and solid tumors, such as, for example, lung cancer.

[0057] As used herein, and unless otherwise specified, the term “proliferative” disorder or disease refers to unwanted cell proliferation of one or more subset of cells in a multicellular organism resulting in harm (*i.e.*, discomfort or decreased life expectancy) to the multicellular organism. For example, as used herein, proliferative disorder or disease includes neoplastic disorders and other proliferative disorders.

[0058] As used herein, and unless otherwise specified, the term “triple negative breast cancer” refers to specific subtypes of breast cancer that are negative clinically for the expression of estrogen receptor (ER), progesterone receptor (PR) and human epidermal growth factor receptor 2 (HER2) protein. These subtypes of breast cancer are generally diagnosed based upon the presence or the lack of three receptors known to fuel most breast cancers: estrogen receptors, progesterone receptors and human epidermal growth factor receptor 2. None of these receptors are found in patients diagnosed with triple negative breast cancer. In other words, a triple negative breast cancer diagnosis means that the offending tumor is estrogen receptor-negative, progesterone receptor-negative and HER2-negative.

[0059] As used herein, and unless otherwise specified, the term “relapsed” refers to a situation where a subject, that has had a remission of cancer after a therapy, has a return of cancer cells.

[0060] As used herein, and unless otherwise specified, the term “refractory” or “resistant” refers to a circumstance where a subject, even after intensive treatment, has residual cancer cells in the body.

[0061] As used herein, and unless otherwise specified, the term “drug resistance” refers to the condition when a disease does not respond to the treatment of a drug or drugs. Drug resistance can be either intrinsic, which means the disease has never been responsive to the drug or drugs, or it can be acquired, which means the disease ceases responding to a drug or drugs that the disease had previously responded to. In certain

embodiments, drug resistance is intrinsic. In certain embodiments, the drug resistance is acquired.

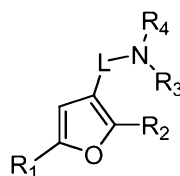
[0062] As used herein, and unless otherwise specified, the term “anticancer agent” or “cancer therapeutic agent” is meant to include anti-proliferative agents and chemotherapeutic agents, including, but not limited to, antimetabolites (*e.g.*, 5-fluorouracil, methotrexate, fludarabine, cytarabine (also known as cytosine arabinoside or Ara-C), and high dose cytarabine), antimicrotubule agents (*e.g.*, vinca alkaloids, such as vincristine and vinblastine; and taxanes, such as paclitaxel and docetaxel), alkylating agents (*e.g.*, mechlorethamine, chlorambucil, cyclophosphamide, melphalan, melphalan, ifosfamide, carmustine, azacitidine, decitabine, busulfan, cyclophosphamide, dacarbazine, ifosfamide, and nitrosoureas, such as carmustine, lomustine, bischloroethylnitrosurea, and hydroxyurea), platinum agents (*e.g.*, cisplatin, carboplatin, oxaliplatin, satraplatin (JM-216), and CI-973), anthracyclines (*e.g.*, doxorubicin and daunorubicin), antitumor antibiotics (*e.g.*, mitomycin, bleomycin, idarubicin, adriamycin, daunomycin (also known as daunorubicin, rubidomycin, or cerubidine), and mitoxantrone), topoisomerase inhibitors (*e.g.*, etoposide and camptothecins), purine antagonists or pyrimidine antagonists (*e.g.*, 6-mercaptopurine, 5-fluorouracil, cytarabine, clofarabine, and gemcitabine), cell maturing agents (*e.g.*, arsenic trioxide and tretinoin), DNA repair enzyme inhibitors (*e.g.*, podophyllotoxines, etoposide, irinotecan, topotecan, and teniposide), enzymes that prevent cell survival (*e.g.*, asparaginase and pegasparase), histone deacetylase inhibitors (*e.g.*, vorinostat), any other cytotoxic agents (*e.g.*, estramustine phosphate, dexamethasone, prednimustine, and procarbazine), hormones (*e.g.*, dexamethasone, prednisone, methylprednisolone, tamoxifen, leuprolide, flutamide, and megestrol), monoclonal antibodies (*e.g.*, gemtuzumab ozogamicin, alemtuzumab, rituximab, and yttrium-90-ibritumomab tiuxetan), immuno-modulators (*e.g.*, thalidomide and lenalidomide), Bcr-Abl kinase inhibitors (*e.g.*, AP23464, AZD0530, CGP76030, PD180970, SKI-606, imatinib, BMS354825 (dasatinib), AMN107 (nilotinib), and VX-680), hormone agonists or antagonists, partial agonists or partial antagonists, kinase inhibitors, surgery, radiotherapy (*e.g.*, gamma-radiation, neutron beam radiotherapy, electron beam radiotherapy, proton therapy, brachytherapy, and systemic radioactive isotopes), endocrine therapy, biological response modifiers (*e.g.*, interferons, interleukins, and tumor necrosis factor), hyperthermia and cryotherapy, and agents to attenuate any adverse effects (*e.g.*, antiemetics). In one embodiment, the anticancer agent or cancer therapeutic agent is a cytotoxic agent, an

anti-metabolite, an antifolate, an HDAC inhibitor such as MGCD0103 (a.k.a. *N*-(2-aminophenyl)-4-((4-(pyridin-3-yl)pyrimidin-2-ylamino)methyl)benzamide), a DNA intercalating agent, a DNA cross-linking agent, a DNA alkylating agent, a DNA cleaving agent, a topoisomerase inhibitor, a CDK inhibitor, a JAK inhibitor, an anti-angiogenic agent, a Bcr-Abl inhibitor, an HER2 inhibitor, an EGFR inhibitor, a VEGFR inhibitor, a PDGFR inhibitor, an HGFR inhibitor, an IGFR inhibitor, a c-Kit inhibitor, a Ras pathway inhibitor, a PI3K inhibitor, a multi-targeted kinase inhibitor, an mTOR inhibitor, an anti-estrogen, an anti-androgen, an aromatase inhibitor, a somatostatin analog, an ER modulator, an anti-tubulin agent, a vinca alkaloid, a taxane, an HSP inhibitor, a Smoothed antagonist, a telomerase inhibitor, a COX-2 inhibitor, an anti-metastatic agent, an immunosuppressant, a biologics such as antibodies and hormonal therapies.

[0063] As used herein, and unless otherwise specified, the terms “co-administration” and “in combination with” include the administration of two or more therapeutic agents simultaneously, concurrently or sequentially within no specific time limits unless otherwise indicated. In one embodiment, the agents are present in the cell or in the subject’s body at the same time or exert their biological or therapeutic effect at the same time. In one embodiment, the therapeutic agents are in the same composition or unit dosage form. In other embodiments, the therapeutic agents are in separate compositions or unit dosage forms. In certain embodiments, a first agent can be administered prior to (*e.g.*, 5 minutes, 15 minutes, 30 minutes, 45 minutes, 1 hour, 2 hours, 4 hours, 6 hours, 12 hours, 24 hours, 48 hours, 72 hours, 96 hours, 1 week, 2 weeks, 3 weeks, 4 weeks, 5 weeks, 6 weeks, 8 weeks, or 12 weeks before), essentially concomitantly with, or subsequent to (*e.g.*, 5 minutes, 15 minutes, 30 minutes, 45 minutes, 1 hour, 2 hours, 4 hours, 6 hours, 12 hours, 24 hours, 48 hours, 72 hours, 96 hours, 1 week, 2 weeks, 3 weeks, 4 weeks, 5 weeks, 6 weeks, 8 weeks, or 12 weeks after) the administration of a second therapeutic agent.

B. Compounds

[0064] In one embodiment, provided herein is a compound of formula (I):



(I),

or an enantiomer, a mixture of enantiomers, or a mixture of two or more diastereomers thereof; or a pharmaceutically acceptable salt, solvate, hydrate, or prodrug thereof; wherein:

(A) L is S(O)₂;

R₁ is phenyl or (5 to 6 membered)heteroaryl, each of which is optionally substituted with one or more halogen, cyano, R₂, OR₅, OC(O)R₅, C(O)R₅, C(O)OR₅, C(O)NR₅R₆, NR₅C(O)R₆, NR₅R₆, OS(O)R₅, SR₅, S(O)R₅, S(O)₂R₅, S(O)₂NR₅R₆, or NR₅S(O)₂R₆;

each occurrence of R₂ is

(i) (C₁–C₈)alkyl, (C₂–C₈)alkenyl, or (C₂–C₈) alkynyl, each of which is optionally substituted with one or more halogen, cyano, OR₅, OC(O)R₅, C(O)R₅, C(O)OR₅, C(O)NR₅R₆, NR₅C(O)R₆, NR₅R₆, OS(O)R₅, SR₅, S(O)R₅, S(O)₂R₅, S(O)₂NR₅R₆, NR₅S(O)₂R₆, (C₁–C₈)heteroalkyl, (C₃–C₈)cycloalkyl, (6 to 10 membered) aryl, (5 to 10 membered)heteroaryl, or (3 to 10 membered)heterocyclyl; wherein the heteroalkyl, cycloalkyl, aryl, heteroaryl and heterocyclyl are each optionally substituted with one or more (C₁–C₆)alkyl, (C₂–C₆)alkenyl, (C₂–C₆)alkynyl, halogen, cyano, OR₅, OC(O)R₅, C(O)R₅, C(O)OR₅, C(O)NR₅R₆, NR₅C(O)R₆, NR₅R₆, OS(O)R₅, SR₅, S(O)R₅, S(O)₂R₅, S(O)₂NR₅R₆, or NR₅S(O)₂R₆; or

(ii) (C₃–C₈)cycloalkyl optionally substituted with one or more halogen, cyano, OR₅, OC(O)R₅, C(O)R₅, C(O)OR₅, C(O)NR₅R₆, NR₅C(O)R₆, NR₅R₆, OS(O)R₅, SR₅, S(O)R₅, S(O)₂R₅, S(O)₂NR₅R₆, NR₅S(O)₂R₆, (C₁–C₈)alkyl, (C₂–C₈) alkenyl, (C₂–C₈) alkynyl, (C₁–C₈) heteroalkyl, (C₃–C₈)cycloalkyl, (6 to 10 membered) aryl, (5 to 10 membered)heteroaryl, or (3 to 10 membered)heterocyclyl; wherein the alkyl, alkenyl and alkynyl are each optionally substituted with one or more halogen, cyano, OR₅, OC(O)R₅, C(O)R₅, C(O)OR₅, C(O)NR₅R₆, NR₅C(O)R₆, NR₅R₆, OS(O)R₅, SR₅, S(O)R₅, S(O)₂R₅, S(O)₂NR₅R₆, or NR₅S(O)₂R₆; and the heteroalkyl, cycloalkyl, aryl, heteroaryl and heterocyclyl are each optionally substituted with one or more (C₁–

C₆)alkyl, (C₂–C₆) alkenyl, (C₂–C₆)alkynyl, halogen, cyano, OR₅, OC(O)R₅, C(O)R₅, C(O)OR₅, C(O)NR₅R₆, NR₅C(O)R₆, NR₅R₆, OS(O)R₅, SR₅, S(O)R₅, S(O)₂R₅, S(O)₂NR₅R₆, or NR₅S(O)₂R₆;

R₃ is hydrogen or R₂;

R₄ is phenyl or (5 to 6 membered)heteroaryl, each of which is optionally substituted with one or more halogen, cyano, R₂, OR₅, OC(O)R₅, C(O)R₅, C(O)OR₅, C(O)NR₅R₆, NR₅C(O)R₆, NR₅R₆, OS(O)R₅, SR₅, S(O)R₅, S(O)₂R₅, S(O)₂NR₅R₆, NR₅S(O)₂R₆, optionally substituted (6 to 10 membered)aryl, optionally substituted (5 to 10 membered)heteroaryl, or optionally substituted (3 to 10 membered)heterocyclyl; and

R₅ and R₆ are each independently hydrogen, (C₁–C₈)alkyl, (C₂–C₈) alkenyl, (C₂–C₈)alkynyl, (C₁–C₈)heteroalkyl, (C₃–C₈)cycloalkyl, (C₇–C₁₂)aralkyl, phenyl, (5 to 6 membered)heteroaryl, or (3 to 7 membered)heterocyclyl; or R₅ and R₆ together form a 3 to 10 membered ring; or

(B) L is C(O);

R₁ is phenyl or (5 to 6 membered)heteroaryl, each of which is optionally substituted with one or more halogen, cyano, R₂, OR₅, OC(O)R₅, C(O)R₅, C(O)OR₅, C(O)NR₅R₆, NR₅C(O)R₆, NR₅R₆, OS(O)R₅, SR₅, S(O)R₅, S(O)₂R₅, S(O)₂NR₅R₆, or NR₅S(O)₂R₆;

each occurrence of R₂ is

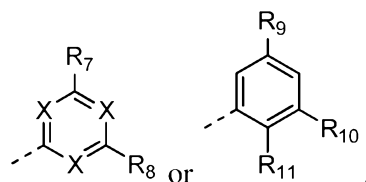
(i) (C₁–C₈)alkyl, (C₂–C₈)alkenyl, or (C₂–C₈) alkynyl, each of which is optionally substituted with one or more halogen, cyano, OR₅, OC(O)R₅, C(O)R₅, C(O)OR₅, C(O)NR₅R₆, NR₅C(O)R₆, NR₅R₆, OS(O)R₅, SR₅, S(O)R₅, S(O)₂R₅, S(O)₂NR₅R₆, NR₅S(O)₂R₆, (C₁–C₈)heteroalkyl, (C₃–C₈)cycloalkyl, (6 to 10 membered) aryl, (5 to 10 membered)heteroaryl, or (3 to 10 membered)heterocyclyl; wherein the heteroalkyl, cycloalkyl, aryl, heteroaryl and heterocyclyl are each optionally substituted with one or more (C₁–C₆)alkyl, (C₂–C₆)alkenyl, (C₂–C₆)alkynyl, halogen, cyano, OR₅, OC(O)R₅, C(O)R₅, C(O)OR₅, C(O)NR₅R₆, NR₅C(O)R₆, NR₅R₆, OS(O)R₅, SR₅, S(O)R₅, S(O)₂R₅, S(O)₂NR₅R₆, or NR₅S(O)₂R₆; or

(ii) (C₃–C₈)cycloalkyl optionally substituted with one or more halogen, cyano, OR₅, OC(O)R₅, C(O)R₅, C(O)OR₅, C(O)NR₅R₆, NR₅C(O)R₆, NR₅R₆, OS(O)R₅, SR₅, S(O)R₅, S(O)₂R₅, S(O)₂NR₅R₆, NR₅S(O)₂R₆, (C₁–C₈)alkyl, (C₂–C₈) alkenyl, (C₂–C₈) alkynyl, (C₁–C₈) heteroalkyl, (C₃–C₈)cycloalkyl, (6 to 10 membered) aryl, (5 to 10 membered)heteroaryl, or (3 to 10 membered)heterocyclyl; wherein the alkyl, alkenyl and alkynyl are each optionally substituted with one or more halogen,

cyano, OR_5 , $OC(O)R_5$, $C(O)R_5$, $C(O)OR_5$, $C(O)NR_5R_6$, $NR_5C(O)R_6$, NR_5R_6 , $OS(O)R_5$, SR_5 , $S(O)R_5$, $S(O)_2R_5$, $S(O)_2NR_5R_6$, or $NR_5S(O)_2R_6$; and the heteroalkyl, cycloalkyl, aryl, heteroaryl and heterocyclyl are each optionally substituted with one or more (C_1-C_6) alkyl, (C_2-C_6) alkenyl, (C_2-C_6) alkynyl, halogen, cyano, OR_5 , $OC(O)R_5$, $C(O)R_5$, $C(O)OR_5$, $C(O)NR_5R_6$, $NR_5C(O)R_6$, NR_5R_6 , $OS(O)R_5$, SR_5 , $S(O)R_5$, $S(O)_2R_5$, $S(O)_2NR_5R_6$, or $NR_5S(O)_2R_6$;

R_3 is hydrogen or R_2 ;

R_4 is

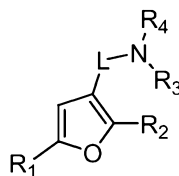


wherein (i) each X is independently N or CH; and R_7 and R_8 are each independently halogen or CF_3 ; (ii) R_9 is chloro or CF_3 ; R_{10} is fluoro, chloro, or CF_3 ; and R_{11} is hydrogen, fluoro, chloro, CF_3 , or (C_1-C_4) alkyl;

R_5 and R_6 are each independently hydrogen, (C_1-C_8) alkyl, (C_2-C_8) alkenyl, (C_2-C_8) alkynyl, (C_1-C_8) heteroalkyl, (C_3-C_8) cycloalkyl, (C_7-C_{12}) aralkyl, phenyl, (5 to 6 membered)heteroaryl, or (3 to 7 membered)heterocyclyl; or R_5 and R_6 together form a 3 to 10 membered ring; and

(i) when R_7 and R_8 are both CF_3 and X is CH, R_1 is not 3,4-dichlorophenyl or 3,5-dichlorophenyl; and (ii) when R_9 and R_{10} are both CF_3 and R_{11} is hydrogen, R_1 is not 3,4-dichlorophenyl or 3,5-dichlorophenyl.

[0065] In one embodiment, provided herein is a compound of formula (I):



(I),

or an enantiomer, a mixture of enantiomers, or a mixture of two or more diastereomers thereof; or a pharmaceutically acceptable salt, solvate, hydrate, or prodrug thereof; wherein:

(A) L is $S(O)_2$;

R_1 is phenyl or (5 to 6 membered)heteroaryl, each of which is optionally substituted with one or more halogen, cyano, R_2 , OR_5 , $OC(O)R_5$, $C(O)R_5$, $C(O)OR_5$,

$C(O)NR_5R_6$, $NR_5C(O)R_6$, NR_5R_6 , $OS(O)R_5$, SR_5 , $S(O)R_5$, $S(O)_2R_5$, $S(O)_2NR_5R_6$, or $NR_5S(O)_2R_6$;

each occurrence of R_2 is

(i) (C_1-C_8) alkyl, (C_2-C_8) alkenyl, or (C_2-C_8) alkynyl, each of which is optionally substituted with one or more halogen, cyano, OR_5 , $OC(O)R_5$, $C(O)R_5$, $C(O)OR_5$, $C(O)NR_5R_6$, $NR_5C(O)R_6$, NR_5R_6 , $OS(O)R_5$, SR_5 , $S(O)R_5$, $S(O)_2R_5$, $S(O)_2NR_5R_6$, $NR_5S(O)_2R_6$, (C_1-C_8) heteroalkyl, (C_3-C_8) cycloalkyl, (6 to 10 membered) aryl, (5 to 10 membered)heteroaryl, or (3 to 10 membered)heterocyclyl; wherein the heteroalkyl, cycloalkyl, aryl, heteroaryl and heterocyclyl are each optionally substituted with one or more (C_1-C_6) alkyl, (C_2-C_6) alkenyl, (C_2-C_6) alkynyl, halogen, cyano, OR_5 , $OC(O)R_5$, $C(O)R_5$, $C(O)OR_5$, $C(O)NR_5R_6$, $NR_5C(O)R_6$, NR_5R_6 , $OS(O)R_5$, SR_5 , $S(O)R_5$, $S(O)_2R_5$, $S(O)_2NR_5R_6$, or $NR_5S(O)_2R_6$; or

(ii) (C_3-C_8) cycloalkyl optionally substituted with one or more halogen, cyano, OR_5 , $OC(O)R_5$, $C(O)R_5$, $C(O)OR_5$, $C(O)NR_5R_6$, $NR_5C(O)R_6$, NR_5R_6 , $OS(O)R_5$, SR_5 , $S(O)R_5$, $S(O)_2R_5$, $S(O)_2NR_5R_6$, $NR_5S(O)_2R_6$, (C_1-C_8) alkyl, (C_2-C_8) alkenyl, (C_2-C_8) alkynyl, (C_1-C_8) heteroalkyl, (C_3-C_8) cycloalkyl, (6 to 10 membered) aryl, (5 to 10 membered)heteroaryl, or (3 to 10 membered)heterocyclyl; wherein the alkyl, alkenyl and alkynyl are each optionally substituted with one or more halogen, cyano, OR_5 , $OC(O)R_5$, $C(O)R_5$, $C(O)OR_5$, $C(O)NR_5R_6$, $NR_5C(O)R_6$, NR_5R_6 , $OS(O)R_5$, SR_5 , $S(O)R_5$, $S(O)_2R_5$, $S(O)_2NR_5R_6$, or $NR_5S(O)_2R_6$; and the heteroalkyl, cycloalkyl, aryl, heteroaryl and heterocyclyl are each optionally substituted with one or more (C_1-C_6) alkyl, (C_2-C_6) alkenyl, (C_2-C_6) alkynyl, halogen, cyano, OR_5 , $OC(O)R_5$, $C(O)R_5$, $C(O)OR_5$, $C(O)NR_5R_6$, $NR_5C(O)R_6$, NR_5R_6 , $OS(O)R_5$, SR_5 , $S(O)R_5$, $S(O)_2R_5$, $S(O)_2NR_5R_6$, or $NR_5S(O)_2R_6$;

R_3 is hydrogen or R_2 ;

R_4 is phenyl or (5 to 6 membered)heteroaryl, each of which is optionally substituted with one or more halogen, cyano, R_2 , OR_5 , $OC(O)R_5$, $C(O)R_5$, $C(O)OR_5$, $C(O)NR_5R_6$, $NR_5C(O)R_6$, NR_5R_6 , $OS(O)R_5$, SR_5 , $S(O)R_5$, $S(O)_2R_5$, $S(O)_2NR_5R_6$, $NR_5S(O)_2R_6$, optionally substituted (6 to 10 membered)aryl, optionally substituted (5 to 10 membered)heteroaryl, or optionally substituted (3 to 10 membered)heterocyclyl; and

R_5 and R_6 are each independently hydrogen, (C_1-C_8) alkyl, (C_2-C_8) alkenyl, (C_2-C_8) alkynyl, (C_1-C_8) heteroalkyl, (C_3-C_8) cycloalkyl, (C_7-C_{12}) aralkyl, phenyl, (5 to 6 membered)heteroaryl, or (3 to 7 membered)heterocyclyl; or R_5 and R_6 together form a 3 to 10 membered ring; or

(B) L is C(O);

R₁ is phenyl or (5 to 6 membered)heteroaryl, each of which is optionally substituted with one or more halogen, cyano, R₂, OR₅, OC(O)R₅, C(O)R₅, C(O)OR₅, C(O)NR₅R₆, NR₅C(O)R₆, NR₅R₆, OS(O)R₅, SR₅, S(O)R₅, S(O)₂R₅, S(O)₂NR₅R₆, or NR₅S(O)₂R₆;

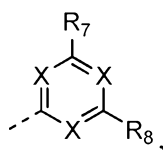
each occurrence of R₂ is

(i) (C₁–C₈)alkyl, (C₂–C₈)alkenyl, or (C₂–C₈) alkynyl, each of which is optionally substituted with one or more halogen, cyano, OR₅, OC(O)R₅, C(O)R₅, C(O)OR₅, C(O)NR₅R₆, NR₅C(O)R₆, NR₅R₆, OS(O)R₅, SR₅, S(O)R₅, S(O)₂R₅, S(O)₂NR₅R₆, NR₅S(O)₂R₆, (C₁–C₈)heteroalkyl, (C₃–C₈)cycloalkyl, (6 to 10 membered) aryl, (5 to 10 membered)heteroaryl, or (3 to 10 membered)heterocyclyl; wherein the heteroalkyl, cycloalkyl, aryl, heteroaryl and heterocyclyl are each optionally substituted with one or more (C₁–C₆)alkyl, (C₂–C₆)alkenyl, (C₂–C₆)alkynyl, halogen, cyano, OR₅, OC(O)R₅, C(O)R₅, C(O)OR₅, C(O)NR₅R₆, NR₅C(O)R₆, NR₅R₆, OS(O)R₅, SR₅, S(O)R₅, S(O)₂R₅, S(O)₂NR₅R₆, or NR₅S(O)₂R₆; or

(ii) (C₃–C₈)cycloalkyl optionally substituted with one or more halogen, cyano, OR₅, OC(O)R₅, C(O)R₅, C(O)OR₅, C(O)NR₅R₆, NR₅C(O)R₆, NR₅R₆, OS(O)R₅, SR₅, S(O)R₅, S(O)₂R₅, S(O)₂NR₅R₆, NR₅S(O)₂R₆, (C₁–C₈)alkyl, (C₂–C₈) alkenyl, (C₂–C₈) alkynyl, (C₁–C₈) heteroalkyl, (C₃–C₈)cycloalkyl, (6 to 10 membered) aryl, (5 to 10 membered)heteroaryl, or (3 to 10 membered)heterocyclyl; wherein the alkyl, alkenyl and alkynyl are each optionally substituted with one or more halogen, cyano, OR₅, OC(O)R₅, C(O)R₅, C(O)OR₅, C(O)NR₅R₆, NR₅C(O)R₆, NR₅R₆, OS(O)R₅, SR₅, S(O)R₅, S(O)₂R₅, S(O)₂NR₅R₆, or NR₅S(O)₂R₆; and the heteroalkyl, cycloalkyl, aryl, heteroaryl and heterocyclyl are each optionally substituted with one or more (C₁–C₆)alkyl, (C₂–C₆) alkenyl, (C₂–C₆)alkynyl, halogen, cyano, OR₅, OC(O)R₅, C(O)R₅, C(O)OR₅, C(O)NR₅R₆, NR₅C(O)R₆, NR₅R₆, OS(O)R₅, SR₅, S(O)R₅, S(O)₂R₅, S(O)₂NR₅R₆, or NR₅S(O)₂R₆;

R₃ is hydrogen or R₂;

R₄ is

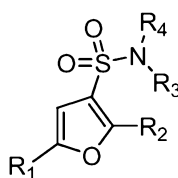


wherein each X is independently N or CH; and R₇ and R₈ are each independently halogen or CF₃;

R₅ and R₆ are each independently hydrogen, (C₁–C₈)alkyl, (C₂–C₈) alkenyl, (C₂–C₈)alkynyl, (C₁–C₈)heteroalkyl, (C₃–C₈)cycloalkyl, (C₇–C₁₂)aralkyl, phenyl, (5 to 6 membered)heteroaryl, or (3 to 7 membered)heterocyclyl; or R₅ and R₆ together form a 3 to 10 membered ring; and

when R₇ and R₈ are both CF₃, R₁ is not 3,4-dichlorophenyl or 3,5-dichlorophenyl.

[0066] In one embodiment, provided herein is a compound of formula (II):



(II),

or an enantiomer, a mixture of enantiomers, or a mixture of two or more diastereomers thereof; or a pharmaceutically acceptable salt, solvate, hydrate, or prodrug thereof; wherein:

R₁ is phenyl or (5 to 6 membered)heteroaryl, each of which is optionally substituted with one or more halogen, cyano, R₂, OR₅, OC(O)R₅, C(O)R₅, C(O)OR₅, C(O)NR₅R₆, NR₅C(O)R₆, NR₅R₆, OS(O)R₅, SR₅, S(O)R₅, S(O)₂R₅, S(O)₂NR₅R₆, or NR₅S(O)₂R₆;

each occurrence of R₂ is

(i) (C₁–C₈)alkyl, (C₂–C₈)alkenyl, or (C₂–C₈) alkynyl, each of which is optionally substituted with one or more halogen, cyano, OR₅, OC(O)R₅, C(O)R₅, C(O)OR₅, C(O)NR₅R₆, NR₅C(O)R₆, NR₅R₆, OS(O)R₅, SR₅, S(O)R₅, S(O)₂R₅, S(O)₂NR₅R₆, NR₅S(O)₂R₆, (C₁–C₈)heteroalkyl, (C₃–C₈)cycloalkyl, (6 to 10 membered) aryl, (5 to 10 membered)heteroaryl, or (3 to 10 membered)heterocyclyl; wherein the heteroalkyl, cycloalkyl, aryl, heteroaryl and heterocyclyl are each optionally substituted with one or more (C₁–C₆)alkyl, (C₂–C₆)alkenyl, (C₂–C₆)alkynyl, halogen, cyano, OR₅, OC(O)R₅, C(O)R₅, C(O)OR₅, C(O)NR₅R₆, NR₅C(O)R₆, NR₅R₆, OS(O)R₅, SR₅, S(O)R₅, S(O)₂R₅, S(O)₂NR₅R₆, or NR₅S(O)₂R₆; or

(ii) (C₃–C₈)cycloalkyl optionally substituted with one or more halogen, cyano, OR₅, OC(O)R₅, C(O)R₅, C(O)OR₅, C(O)NR₅R₆, NR₅C(O)R₆, NR₅R₆, OS(O)R₅, SR₅, S(O)R₅, S(O)₂R₅, S(O)₂NR₅R₆, NR₅S(O)₂R₆, (C₁–C₈)alkyl, (C₂–C₈)

alkenyl, (C₂–C₈) alkynyl, (C₁–C₈) heteroalkyl, (C₃–C₈)cycloalkyl, (6 to 10 membered) aryl, (5 to 10 membered)heteroaryl, or (3 to 10 membered)heterocyclyl; wherein the alkyl, alkenyl and alkynyl are each optionally substituted with one or more halogen, cyano, OR₅, OC(O)R₅, C(O)R₅, C(O)OR₅, C(O)NR₅R₆, NR₅C(O)R₆, NR₅R₆, OS(O)R₅, SR₅, S(O)R₅, S(O)₂R₅, S(O)₂NR₅R₆, or NR₅S(O)₂R₆; and the heteroalkyl, cycloalkyl, aryl, heteroaryl and heterocyclyl are each optionally substituted with one or more (C₁–C₆)alkyl, (C₂–C₆) alkenyl, (C₂–C₆)alkynyl, halogen, cyano, OR₅, OC(O)R₅, C(O)R₅, C(O)OR₅, C(O)NR₅R₆, NR₅C(O)R₆, NR₅R₆, OS(O)R₅, SR₅, S(O)R₅, S(O)₂R₅, S(O)₂NR₅R₆, or NR₅S(O)₂R₆;

R₃ is hydrogen or R₂;

R₄ is phenyl or (5 to 6 membered)heteroaryl, each of which is optionally substituted with one or more halogen, cyano, R₂, OR₅, OC(O)R₅, C(O)R₅, C(O)OR₅, C(O)NR₅R₆, NR₅C(O)R₆, NR₅R₆, OS(O)R₅, SR₅, S(O)R₅, S(O)₂R₅, S(O)₂NR₅R₆, NR₅S(O)₂R₆, optionally substituted (6 to 10 membered)aryl, optionally substituted (5 to 10 membered)heteroaryl, or optionally substituted (3 to 10 membered)heterocyclyl; and

R₅ and R₆ are each independently hydrogen, (C₁–C₈)alkyl, (C₂–C₈) alkenyl, (C₂–C₈)alkynyl, (C₁–C₈)heteroalkyl, (C₃–C₈)cycloalkyl, (C₇–C₁₂)aralkyl, phenyl, (5 to 6 membered)heteroaryl, or (3 to 7 membered)heterocyclyl; or R₅ and R₆ together form a 3 to 10 membered ring.

[0067] In one embodiment, provided herein is a compound of formula (II), or an enantiomer, a mixture of enantiomers, or a mixture of two or more diastereomers thereof; or a pharmaceutically acceptable salt, solvate, hydrate, or prodrug thereof; wherein:

R₁ is phenyl or (5 to 6 membered)heteroaryl, each of which is optionally substituted with one or more halogen, cyano, R₂, OR₅, OC(O)R₅, C(O)R₅, C(O)OR₅, C(O)NR₅R₆, NR₅C(O)R₆, NR₅R₆, OS(O)R₅, SR₅, S(O)R₅, S(O)₂R₅, S(O)₂NR₅R₆, or NR₅S(O)₂R₆;

each occurrence of R₂ is

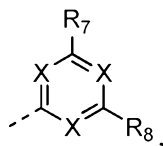
(i) (C₁–C₈)alkyl, (C₂–C₈)alkenyl, or (C₂–C₈) alkynyl, each of which is optionally substituted with one or more halogen, cyano, OR₅, OC(O)R₅, C(O)R₅, C(O)OR₅, C(O)NR₅R₆, NR₅C(O)R₆, NR₅R₆, OS(O)R₅, SR₅, S(O)R₅, S(O)₂R₅, S(O)₂NR₅R₆, NR₅S(O)₂R₆, (C₁–C₈)heteroalkyl, (C₃–C₈)cycloalkyl, (6 to 10 membered) aryl, (5 to 10 membered)heteroaryl, or (3 to 10 membered)heterocyclyl; wherein the heteroalkyl, cycloalkyl, aryl, heteroaryl and heterocyclyl are each optionally substituted

with one or more (C₁–C₆)alkyl, (C₂–C₆)alkenyl, (C₂–C₆)alkynyl, halogen, cyano, OR₅, OC(O)R₅, C(O)R₅, C(O)OR₅, C(O)NR₅R₆, NR₅C(O)R₆, NR₅R₆, OS(O)R₅, SR₅, S(O)R₅, S(O)₂R₅, S(O)₂NR₅R₆, or NR₅S(O)₂R₆; or

(ii) (C₃–C₈)cycloalkyl optionally substituted with one or more halogen, cyano, OR₅, OC(O)R₅, C(O)R₅, C(O)OR₅, C(O)NR₅R₆, NR₅C(O)R₆, NR₅R₆, OS(O)R₅, SR₅, S(O)R₅, S(O)₂R₅, S(O)₂NR₅R₆, NR₅S(O)₂R₆, (C₁–C₈)alkyl, (C₂–C₈) alkenyl, (C₂–C₈) alkynyl, (C₁–C₈) heteroalkyl, (C₃–C₈)cycloalkyl, (6 to 10 membered) aryl, (5 to 10 membered)heteroaryl, or (3 to 10 membered)heterocyclyl; wherein the alkyl, alkenyl and alkynyl are each optionally substituted with one or more halogen, cyano, OR₅, OC(O)R₅, C(O)R₅, C(O)OR₅, C(O)NR₅R₆, NR₅C(O)R₆, NR₅R₆, OS(O)R₅, SR₅, S(O)R₅, S(O)₂R₅, S(O)₂NR₅R₆, or NR₅S(O)₂R₆; and the heteroalkyl, cycloalkyl, aryl, heteroaryl and heterocyclyl are each optionally substituted with one or more (C₁–C₆)alkyl, (C₂–C₆) alkenyl, (C₂–C₆)alkynyl, halogen, cyano, OR₅, OC(O)R₅, C(O)R₅, C(O)OR₅, C(O)NR₅R₆, NR₅C(O)R₆, NR₅R₆, OS(O)R₅, SR₅, S(O)R₅, S(O)₂R₅, S(O)₂NR₅R₆, or NR₅S(O)₂R₆;

R₃ is hydrogen or R₂;

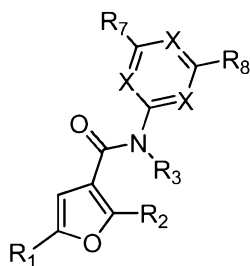
R₄ is



wherein each X is independently N or CH; and R₇ and R₈ are each independently halogen or CF₃; and

R₅ and R₆ are each independently hydrogen, (C₁–C₈)alkyl, (C₂–C₈) alkenyl, (C₂–C₈)alkynyl, (C₁–C₈)heteroalkyl, (C₃–C₈)cycloalkyl, (C₇–C₁₂)aralkyl, phenyl, (5 to 6 membered)heteroaryl, or (3 to 7 membered)heterocyclyl; or R₅ and R₆ together form a 3 to 10 membered ring.

[0068] In one embodiment, provided herein is a compound of formula (III):



(III),

or an enantiomer, a mixture of enantiomers, or a mixture of two or more diastereomers thereof; or a pharmaceutically acceptable salt, solvate, hydrate, or prodrug thereof; wherein:

R_1 is phenyl or (5 to 6 membered)heteroaryl, each of which is optionally substituted with one or more halogen, cyano, R_2 , OR_5 , $OC(O)R_5$, $C(O)R_5$, $C(O)OR_5$, $C(O)NR_5R_6$, $NR_5C(O)R_6$, NR_5R_6 , $OS(O)R_5$, SR_5 , $S(O)R_5$, $S(O)_2R_5$, $S(O)_2NR_5R_6$, or $NR_5S(O)_2R_6$;

each occurrence of R_2 is

(i) (C_1-C_8) alkyl, (C_2-C_8) alkenyl, or (C_2-C_8) alkynyl, each of which is optionally substituted with one or more halogen, cyano, OR_5 , $OC(O)R_5$, $C(O)R_5$, $C(O)OR_5$, $C(O)NR_5R_6$, $NR_5C(O)R_6$, NR_5R_6 , $OS(O)R_5$, SR_5 , $S(O)R_5$, $S(O)_2R_5$, $S(O)_2NR_5R_6$, $NR_5S(O)_2R_6$, (C_1-C_8) heteroalkyl, (C_3-C_8) cycloalkyl, (6 to 10 membered) aryl, (5 to 10 membered)heteroaryl, or (3 to 10 membered)heterocyclyl; wherein the heteroalkyl, cycloalkyl, aryl, heteroaryl and heterocyclyl are each optionally substituted with one or more (C_1-C_6) alkyl, (C_2-C_6) alkenyl, (C_2-C_6) alkynyl, halogen, cyano, OR_5 , $OC(O)R_5$, $C(O)R_5$, $C(O)OR_5$, $C(O)NR_5R_6$, $NR_5C(O)R_6$, NR_5R_6 , $OS(O)R_5$, SR_5 , $S(O)R_5$, $S(O)_2R_5$, $S(O)_2NR_5R_6$, or $NR_5S(O)_2R_6$; or

(ii) (C_3-C_8) cycloalkyl optionally substituted with one or more halogen, cyano, OR_5 , $OC(O)R_5$, $C(O)R_5$, $C(O)OR_5$, $C(O)NR_5R_6$, $NR_5C(O)R_6$, NR_5R_6 , $OS(O)R_5$, SR_5 , $S(O)R_5$, $S(O)_2R_5$, $S(O)_2NR_5R_6$, $NR_5S(O)_2R_6$, (C_1-C_8) alkyl, (C_2-C_8) alkenyl, (C_2-C_8) alkynyl, (C_1-C_8) heteroalkyl, (C_3-C_8) cycloalkyl, (6 to 10 membered) aryl, (5 to 10 membered)heteroaryl, or (3 to 10 membered)heterocyclyl; wherein the alkyl, alkenyl and alkynyl are each optionally substituted with one or more halogen, cyano, OR_5 , $OC(O)R_5$, $C(O)R_5$, $C(O)OR_5$, $C(O)NR_5R_6$, $NR_5C(O)R_6$, NR_5R_6 , $OS(O)R_5$, SR_5 , $S(O)R_5$, $S(O)_2R_5$, $S(O)_2NR_5R_6$, or $NR_5S(O)_2R_6$; and the heteroalkyl, cycloalkyl, aryl, heteroaryl and heterocyclyl are each optionally substituted with one or more (C_1-C_6) alkyl, (C_2-C_6) alkenyl, (C_2-C_6) alkynyl, halogen, cyano, OR_5 , $OC(O)R_5$, $C(O)R_5$, $C(O)OR_5$, $C(O)NR_5R_6$, $NR_5C(O)R_6$, NR_5R_6 , $OS(O)R_5$, SR_5 , $S(O)R_5$, $S(O)_2R_5$, $S(O)_2NR_5R_6$, or $NR_5S(O)_2R_6$;

R_3 is hydrogen or R_2 ;

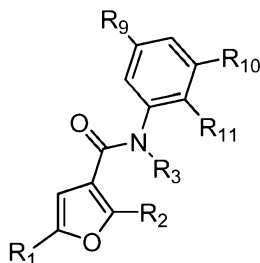
R_5 and R_6 are each independently hydrogen, (C_1-C_8) alkyl, (C_2-C_8) alkenyl, (C_2-C_8) alkynyl, (C_1-C_8) heteroalkyl, (C_3-C_8) cycloalkyl, (C_7-C_{12}) aralkyl, phenyl, (5 to 6 membered)heteroaryl, or (3 to 7 membered)heterocyclyl; or R_5 and R_6 together form a 3 to 10 membered ring;

R_7 and R_8 are each independently halogen or CF_3 ;

each X is independently N or CH; and

when R_7 and R_8 are both CF_3 and X is CH, R_1 is not 3,4-dichlorophenyl or 3,5-dichlorophenyl.

[0069] In one embodiment, provided herein is a compound of formula (IV):



(IV),

or an enantiomer, a mixture of enantiomers, or a mixture of two or more diastereomers thereof; or a pharmaceutically acceptable salt, solvate, hydrate, or prodrug thereof; wherein:

R_1 is phenyl or (5 to 6 membered)heteroaryl, each of which is optionally substituted with one or more halogen, cyano, R_2 , OR_5 , $OC(O)R_5$, $C(O)R_5$, $C(O)OR_5$, $C(O)NR_5R_6$, $NR_5C(O)R_6$, NR_5R_6 , $OS(O)R_5$, SR_5 , $S(O)R_5$, $S(O)_2R_5$, $S(O)_2NR_5R_6$, or $NR_5S(O)_2R_6$;

each occurrence of R_2 is

(i) (C_1-C_8) alkyl, (C_2-C_8) alkenyl, or (C_2-C_8) alkynyl, each of which is optionally substituted with one or more halogen, cyano, OR_5 , $OC(O)R_5$, $C(O)R_5$, $C(O)OR_5$, $C(O)NR_5R_6$, $NR_5C(O)R_6$, NR_5R_6 , $OS(O)R_5$, SR_5 , $S(O)R_5$, $S(O)_2R_5$, $S(O)_2NR_5R_6$, $NR_5S(O)_2R_6$, (C_1-C_8) heteroalkyl, (C_3-C_8) cycloalkyl, (6 to 10 membered) aryl, (5 to 10 membered)heteroaryl, or (3 to 10 membered)heterocyclyl; wherein the heteroalkyl, cycloalkyl, aryl, heteroaryl and heterocyclyl are each optionally substituted with one or more (C_1-C_6) alkyl, (C_2-C_6) alkenyl, (C_2-C_6) alkynyl, halogen, cyano, OR_5 , $OC(O)R_5$, $C(O)R_5$, $C(O)OR_5$, $C(O)NR_5R_6$, $NR_5C(O)R_6$, NR_5R_6 , $OS(O)R_5$, SR_5 , $S(O)R_5$, $S(O)_2R_5$, $S(O)_2NR_5R_6$, or $NR_5S(O)_2R_6$; or

(ii) (C_3-C_8) cycloalkyl optionally substituted with one or more halogen, cyano, OR_5 , $OC(O)R_5$, $C(O)R_5$, $C(O)OR_5$, $C(O)NR_5R_6$, $NR_5C(O)R_6$, NR_5R_6 , $OS(O)R_5$, SR_5 , $S(O)R_5$, $S(O)_2R_5$, $S(O)_2NR_5R_6$, $NR_5S(O)_2R_6$, (C_1-C_8) alkyl, (C_2-C_8) alkenyl, (C_2-C_8) alkynyl, (C_1-C_8) heteroalkyl, (C_3-C_8) cycloalkyl, (6 to 10 membered) aryl, (5 to 10 membered)heteroaryl, or (3 to 10 membered)heterocyclyl; wherein the

alkyl, alkenyl and alkynyl are each optionally substituted with one or more halogen, cyano, OR₅, OC(O)R₅, C(O)R₅, C(O)OR₅, C(O)NR₅R₆, NR₅C(O)R₆, NR₅R₆, OS(O)R₅, SR₅, S(O)R₅, S(O)₂R₅, S(O)₂NR₅R₆, or NR₅S(O)₂R₆; and the heteroalkyl, cycloalkyl, aryl, heteroaryl and heterocyclyl are each optionally substituted with one or more (C₁–C₆)alkyl, (C₂–C₆) alkenyl, (C₂–C₆)alkynyl, halogen, cyano, OR₅, OC(O)R₅, C(O)R₅, C(O)OR₅, C(O)NR₅R₆, NR₅C(O)R₆, NR₅R₆, OS(O)R₅, SR₅, S(O)R₅, S(O)₂R₅, S(O)₂NR₅R₆, or NR₅S(O)₂R₆;

R₃ is hydrogen or R₂;

R₅ and R₆ are each independently hydrogen, (C₁–C₈)alkyl, (C₂–C₈) alkenyl, (C₂–C₈)alkynyl, (C₁–C₈)heteroalkyl, (C₃–C₈)cycloalkyl, (C₇–C₁₂)aralkyl, phenyl, (5 to 6 membered)heteroaryl, or (3 to 7 membered)heterocyclyl; or R₅ and R₆ together form a 3 to 10 membered ring;

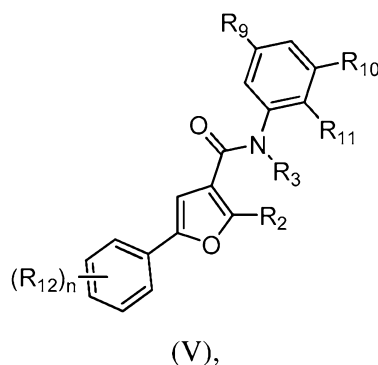
R₉ is chloro or CF₃;

R₁₀ is fluoro, chloro, or CF₃;

R₁₁ is hydrogen, fluoro, chloro, CF₃, or (C₁–C₄)alkyl; and

when R₉ and R₁₀ are both CF₃ and R₁₁ is hydrogen, R₁ is not 3,4-dichlorophenyl or 3,5-dichlorophenyl.

[0070] In one embodiment, provided herein is a compound of formula (V):



or an enantiomer, a mixture of enantiomers, or a mixture of two or more diastereomers thereof; or a pharmaceutically acceptable salt, solvate, hydrate, or prodrug thereof; wherein:

each occurrence of R₂ is

(i) (C₁–C₈)alkyl, (C₂–C₈)alkenyl, or (C₂–C₈) alkynyl, each of which is optionally substituted with one or more halogen, cyano, OR₅, OC(O)R₅, C(O)R₅, C(O)OR₅, C(O)NR₅R₆, NR₅C(O)R₆, NR₅R₆, OS(O)R₅, SR₅, S(O)R₅, S(O)₂R₅, S(O)₂NR₅R₆, NR₅S(O)₂R₆, (C₁–C₈)heteroalkyl, (C₃–C₈)cycloalkyl, (6 to 10 membered)

aryl, (5 to 10 membered)heteroaryl, or (3 to 10 membered)heterocyclyl; wherein the heteroalkyl, cycloalkyl, aryl, heteroaryl and heterocyclyl are each optionally substituted with one or more (C₁–C₆)alkyl, (C₂–C₆)alkenyl, (C₂–C₆)alkynyl, halogen, cyano, OR₅, OC(O)R₅, C(O)R₅, C(O)OR₅, C(O)NR₅R₆, NR₅C(O)R₆, NR₅R₆, OS(O)R₅, SR₅, S(O)R₅, S(O)₂R₅, S(O)₂NR₅R₆, or NR₅S(O)₂R₆; or

(ii) (C₃–C₈)cycloalkyl optionally substituted with one or more halogen, cyano, OR₅, OC(O)R₅, C(O)R₅, C(O)OR₅, C(O)NR₅R₆, NR₅C(O)R₆, NR₅R₆, OS(O)R₅, SR₅, S(O)R₅, S(O)₂R₅, S(O)₂NR₅R₆, NR₅S(O)₂R₆, (C₁–C₈)alkyl, (C₂–C₈)alkenyl, (C₂–C₈)alkynyl, (C₁–C₈)heteroalkyl, (C₃–C₈)cycloalkyl, (6 to 10 membered)aryl, (5 to 10 membered)heteroaryl, or (3 to 10 membered)heterocyclyl; wherein the alkyl, alkenyl and alkynyl are each optionally substituted with one or more halogen, cyano, OR₅, OC(O)R₅, C(O)R₅, C(O)OR₅, C(O)NR₅R₆, NR₅C(O)R₆, NR₅R₆, OS(O)R₅, SR₅, S(O)R₅, S(O)₂R₅, S(O)₂NR₅R₆, or NR₅S(O)₂R₆; and the heteroalkyl, cycloalkyl, aryl, heteroaryl and heterocyclyl are each optionally substituted with one or more (C₁–C₆)alkyl, (C₂–C₆)alkenyl, (C₂–C₆)alkynyl, halogen, cyano, OR₅, OC(O)R₅, C(O)R₅, C(O)OR₅, C(O)NR₅R₆, NR₅C(O)R₆, NR₅R₆, OS(O)R₅, SR₅, S(O)R₅, S(O)₂R₅, S(O)₂NR₅R₆, or NR₅S(O)₂R₆;

R₃ is hydrogen or R₂;

R₅ and R₆ are each independently hydrogen, (C₁–C₈)alkyl, (C₂–C₈)alkenyl, (C₂–C₈)alkynyl, (C₁–C₈)heteroalkyl, (C₃–C₈)cycloalkyl, (C₇–C₁₂)aralkyl, phenyl, (5 to 6 membered)heteroaryl, or (3 to 7 membered)heterocyclyl; or R₅ and R₆ together form a 3 to 10 membered ring;

R₉ is chloro or CF₃;

R₁₀ is fluoro, chloro, or CF₃;

R₁₁ is hydrogen, fluoro, chloro, CF₃, or (C₁–C₄)alkyl;

R₁₂ is fluoro, chloro, bromo, methyl, hydroxyl, or methoxyl,

n is 0, 1, or 2; and

when R₉ and R₁₀ are both CF₃, R₁₁ is hydrogen, and n is 2; then R₁₂ is not chloro.

[0071] In one embodiment, when R₉ and R₁₀ are both CF₃ and R₁₁ is hydrogen and n is 2, then R₁₂ is not chloro.

[0072] In one embodiment, when R₉ and R₁₀ are both CF₃ and R₁₁ is hydrogen, then R₁₂ is not chloro.

[0073] In one embodiment, R₉ and R₁₀ are both CF₃, R₁₁ is hydrogen, R₁₂ is chloro, and n is 1.

[0074] In one embodiment, R₁₂ is fluoro, bromo, methyl, hydroxyl, or methoxyl.

[0075] In one embodiment, R₁ is phenyl optionally substituted with one or more halogen, cyano, R₂, OR₅, OC(O)R₅, C(O)R₅, C(O)OR₅, C(O)NR₅R₆, NR₅C(O)R₆, NR₅R₆, OS(O)R₅, SR₅, S(O)R₅, S(O)₂R₅, S(O)₂NR₅R₆, or NR₅S(O)₂R₆. In one embodiment, R₁ is phenyl optionally substituted with one to three halogen, cyano, R₂, OR₅, OC(O)R₅, C(O)R₅, C(O)OR₅, C(O)NR₅R₆, NR₅C(O)R₆, NR₅R₆, OS(O)R₅, SR₅, S(O)R₅, S(O)₂R₅, S(O)₂NR₅R₆, or NR₅S(O)₂R₆.

[0076] In one embodiment, R₁ is phenyl substituted with one or more halogen, cyano, R₂, OR₅, OC(O)R₅, C(O)R₅, C(O)OR₅, C(O)NR₅R₆, NR₅C(O)R₆, NR₅R₆, OS(O)R₅, SR₅, S(O)R₅, S(O)₂R₅, S(O)₂NR₅R₆, or NR₅S(O)₂R₆. In one embodiment, R₁ is phenyl substituted with one to three halogen, cyano, R₂, OR₅, OC(O)R₅, C(O)R₅, C(O)OR₅, C(O)NR₅R₆, NR₅C(O)R₆, NR₅R₆, OS(O)R₅, SR₅, S(O)R₅, S(O)₂R₅, S(O)₂NR₅R₆, or NR₅S(O)₂R₆.

[0077] In one embodiment, R₁ is phenyl substituted with one or more fluoro, chloro, bromo, cyano, R₂, OR₅, OC(O)R₅, C(O)R₅, C(O)OR₅, C(O)NR₅R₆, NR₅C(O)R₆, NR₅R₆, OS(O)R₅, SR₅, S(O)R₅, S(O)₂R₅, S(O)₂NR₅R₆, or NR₅S(O)₂R₆. In one embodiment, R₁ is phenyl substituted with one to three fluoro, chloro, bromo, cyano, R₂, OR₅, OC(O)R₅, C(O)R₅, C(O)OR₅, C(O)NR₅R₆, NR₅C(O)R₆, NR₅R₆, OS(O)R₅, SR₅, S(O)R₅, S(O)₂R₅, S(O)₂NR₅R₆, or NR₅S(O)₂R₆. In one embodiment, R₁ is phenyl substituted with one or more fluoro, bromo, cyano, R₂, OR₅, OC(O)R₅, C(O)R₅, C(O)OR₅, C(O)NR₅R₆, NR₅C(O)R₆, NR₅R₆, OS(O)R₅, SR₅, S(O)R₅, S(O)₂R₅, S(O)₂NR₅R₆, or NR₅S(O)₂R₆. In one embodiment, R₁ is phenyl substituted with one to three fluoro, bromo, cyano, R₂, OR₅, OC(O)R₅, C(O)R₅, C(O)OR₅, C(O)NR₅R₆, NR₅C(O)R₆, NR₅R₆, OS(O)R₅, SR₅, S(O)R₅, S(O)₂R₅, S(O)₂NR₅R₆, or NR₅S(O)₂R₆.

[0078] In one embodiment, R₁ is phenyl substituted with one or more cyano, R₂, OR₅, OC(O)R₅, C(O)R₅, C(O)OR₅, C(O)NR₅R₆, NR₅C(O)R₆, NR₅R₆, OS(O)R₅, SR₅, S(O)R₅, S(O)₂R₅, S(O)₂NR₅R₆, or NR₅S(O)₂R₆. In one embodiment, R₁ is phenyl substituted with one to three cyano, R₂, OR₅, OC(O)R₅, C(O)R₅, C(O)OR₅, C(O)NR₅R₆, NR₅C(O)R₆, NR₅R₆, OS(O)R₅, SR₅, S(O)R₅, S(O)₂R₅, S(O)₂NR₅R₆, or NR₅S(O)₂R₆.

[0079] In one embodiment, R₁ is (5 to 6 membered)heteroaryl optionally substituted with one or more halogen, cyano, R₂, OR₅, OC(O)R₅, C(O)R₅, C(O)OR₅, C(O)NR₅R₆, NR₅C(O)R₆, NR₅R₆, OS(O)R₅, SR₅, S(O)R₅, S(O)₂R₅, S(O)₂NR₅R₆, or NR₅S(O)₂R₆. In

one embodiment, R_1 is (5 to 6 membered)heteroaryl optionally substituted with one to three halogen, cyano, R_2 , OR_5 , $OC(O)R_5$, $C(O)R_5$, $C(O)OR_5$, $C(O)NR_5R_6$, $NR_5C(O)R_6$, NR_5R_6 , $OS(O)R_5$, SR_5 , $S(O)R_5$, $S(O)_2R_5$, $S(O)_2NR_5R_6$, or $NR_5S(O)_2R_6$.

[0080] In one embodiment, R_1 is phenyl optionally substituted with one or more halogen, hydroxyl, (C_1-C_6) alkyl, $O(C_1-C_6)$ alkyl, or $O(C_3-C_6)$ cycloalkyl. In one embodiment, R_1 is phenyl optionally substituted with one to three halogen, hydroxyl, (C_1-C_6) alkyl, $O(C_1-C_6)$ alkyl, or $O(C_3-C_6)$ cycloalkyl. In one embodiment, R_1 is phenyl optionally substituted with one or more halogen, hydroxyl, (C_1-C_4) alkyl, $O(C_1-C_4)$ alkyl, or $O(C_3-C_4)$ cycloalkyl. In one embodiment, R_1 is phenyl optionally substituted with one to three halogen, hydroxyl, (C_1-C_4) alkyl, $O(C_1-C_4)$ alkyl, or $O(C_3-C_4)$ cycloalkyl. In particular embodiments, R_1 is phenyl optionally substituted with one or more fluoro, chloro, bromo, hydroxyl, methyl, methoxyl, ethoxyl, propoxyl, isopropoxyl, cyclopropoxyl, butoxyl, or isobutoxyl. In particular embodiments, R_1 is phenyl optionally substituted with one to three fluoro, chloro, bromo, hydroxyl, methyl, methoxyl, ethoxyl, propoxyl, isopropoxyl, cyclopropoxyl, butoxyl, or isobutoxyl.

[0081] In one embodiment, R_1 is phenyl substituted with one or more halogen, hydroxyl, (C_1-C_6) alkyl, $O(C_1-C_6)$ alkyl, or $O(C_3-C_6)$ cycloalkyl. In one embodiment, R_1 is phenyl substituted with one to three halogen, hydroxyl, (C_1-C_6) alkyl, $O(C_1-C_6)$ alkyl, or $O(C_3-C_6)$ cycloalkyl. In one embodiment, R_1 is phenyl substituted with one or more halogen, hydroxyl, (C_1-C_4) alkyl, $O(C_1-C_4)$ alkyl, or $O(C_3-C_4)$ cycloalkyl. In one embodiment, R_1 is phenyl substituted with one to three halogen, hydroxyl, (C_1-C_4) alkyl, $O(C_1-C_4)$ alkyl, or $O(C_3-C_4)$ cycloalkyl. In particular embodiments, R_1 is phenyl substituted with one or more fluoro, chloro, bromo, hydroxyl, methyl, methoxyl, ethoxyl, propoxyl, isopropoxyl, cyclopropoxyl, butoxyl, or isobutoxyl. In particular embodiments, R_1 is phenyl substituted with one to three fluoro, chloro, bromo, hydroxyl, methyl, methoxyl, ethoxyl, propoxyl, isopropoxyl, cyclopropoxyl, butoxyl, or isobutoxyl.

[0082] In one embodiment, R_1 is phenyl substituted with one or more fluoro, chloro, bromo, hydroxyl, (C_1-C_6) alkyl, $O(C_1-C_6)$ alkyl, or $O(C_3-C_6)$ cycloalkyl. In one embodiment, R_1 is phenyl substituted with one or more fluoro, bromo, hydroxyl, (C_1-C_6) alkyl, $O(C_1-C_6)$ alkyl, or $O(C_3-C_6)$ cycloalkyl. In one embodiment, R_1 is phenyl substituted with one to three fluoro, chloro, bromo, hydroxyl, (C_1-C_6) alkyl, $O(C_1-C_6)$ alkyl, or $O(C_3-C_6)$ cycloalkyl. In one embodiment, R_1 is phenyl substituted with one to three fluoro, bromo, hydroxyl, (C_1-C_6) alkyl, $O(C_1-C_6)$ alkyl, or $O(C_3-C_6)$ cycloalkyl.

In one embodiment, R₁ is phenyl substituted with one or more fluoro, chloro, bromo, hydroxyl, (C₁–C₄)alkyl, O(C₁–C₄)alkyl, or O(C₃–C₄)cycloalkyl. In one embodiment, R₁ is phenyl substituted with one or more fluoro, bromo, hydroxyl, (C₁–C₄)alkyl, O(C₁–C₄)alkyl, or O(C₃–C₄)cycloalkyl. In one embodiment, R₁ is phenyl substituted with one to three fluoro, chloro, bromo, hydroxyl, (C₁–C₄)alkyl, O(C₁–C₄)alkyl, or O(C₃–C₄)cycloalkyl. In one embodiment, R₁ is phenyl substituted with one to three fluoro, bromo, hydroxyl, (C₁–C₄)alkyl, O(C₁–C₄)alkyl, or O(C₃–C₄)cycloalkyl. In particular embodiments, R₁ is phenyl substituted with one or more fluoro, chloro, bromo, hydroxyl, methyl, methoxyl, ethoxyl, propoxyl, isopropoxyl, cyclopropoxyl, butoxyl, or isobutoxyl. In particular embodiments, R₁ is phenyl substituted with one or more fluoro, bromo, hydroxyl, methyl, methoxyl, ethoxyl, propoxyl, isopropoxyl, cyclopropoxyl, butoxyl, or isobutoxyl. In particular embodiments, R₁ is phenyl substituted with one to three fluoro, chloro, bromo, hydroxyl, methyl, methoxyl, ethoxyl, propoxyl, isopropoxyl, cyclopropoxyl, butoxyl, or isobutoxyl. In particular embodiments, R₁ is phenyl substituted with one to three fluoro, bromo, hydroxyl, methyl, methoxyl, ethoxyl, propoxyl, isopropoxyl, cyclopropoxyl, butoxyl, or isobutoxyl.

[0083] In one embodiment, R₁ is phenyl substituted with one or more hydroxyl, (C₁–C₆)alkyl, O(C₁–C₆)alkyl, or O(C₃–C₆)cycloalkyl. In one embodiment, R₁ is phenyl substituted with one to three hydroxyl, (C₁–C₆)alkyl, O(C₁–C₆)alkyl, or O(C₃–C₆)cycloalkyl. In one embodiment, R₁ is phenyl substituted with one or more hydroxyl, (C₁–C₄)alkyl, O(C₁–C₄)alkyl, or O(C₃–C₄)cycloalkyl. In one embodiment, R₁ is phenyl substituted with one to three hydroxyl, (C₁–C₄)alkyl, O(C₁–C₄)alkyl, or O(C₃–C₄)cycloalkyl. In particular embodiments, R₁ is phenyl substituted with one or more hydroxyl, methyl, methoxyl, ethoxyl, propoxyl, isopropoxyl, cyclopropoxyl, butoxyl, or isobutoxyl. In particular embodiments, R₁ is phenyl substituted with one to three hydroxyl, methyl, methoxyl, ethoxyl, propoxyl, isopropoxyl, cyclopropoxyl, butoxyl, or isobutoxyl.

[0084] In one embodiment, R₁ is (5 to 6 membered)heteroaryl optionally substituted with one or more halogen, hydroxyl, (C₁–C₆)alkyl, O(C₁–C₆)alkyl, or O(C₃–C₆)cycloalkyl. In one embodiment, R₁ is (5 to 6 membered)heteroaryl optionally substituted with one to three halogen, hydroxyl, (C₁–C₆)alkyl, O(C₁–C₆)alkyl, or O(C₃–C₆)cycloalkyl. In one embodiment, R₁ is (5 to 6 membered)heteroaryl optionally substituted with one or more halogen, hydroxyl, (C₁–C₄)alkyl, O(C₁–C₄)alkyl, or O(C₃–C₄)cycloalkyl. In one embodiment, R₁ is (5 to 6 membered)heteroaryl optionally

substituted with one to three halogen, hydroxyl, (C₁–C₄)alkyl, O(C₁–C₄)alkyl, or O(C₃–C₄)cycloalkyl. In particular embodiments, R₁ is (5 to 6 membered)heteroaryl optionally substituted with one or more fluoro, chloro, bromo, hydroxyl, methyl, methoxyl, ethoxyl, propoxyl, isopropoxyl, cyclopropoxyl, butoxyl, or isobutoxyl. In particular embodiments, R₁ is (5 to 6 membered)heteroaryl optionally substituted with one to three fluoro, chloro, bromo, hydroxyl, methyl, methoxyl, ethoxyl, propoxyl, isopropoxyl, cyclopropoxyl, butoxyl, or isobutoxyl.

[0085] In one embodiment, R₁ is phenyl optionally substituted with one or two fluoro, chloro, bromo, methyl, hydroxyl, or methoxyl. In one embodiment, R₁ is phenyl optionally substituted with one substituent selected from fluoro, chloro, bromo, methyl, hydroxyl, and methoxyl. In specific embodiments, R₁ is phenyl. In specific embodiments, R₁ is phenyl optionally substituted with fluoro, chloro, or bromo. In specific embodiments, R₁ is phenyl optionally substituted with fluoro, chloro, bromo, or methoxyl. In specific embodiments, R₁ is phenyl optionally substituted with fluoro, chloro, or bromo at the 4-position. In specific embodiments, R₁ is phenyl optionally substituted with fluoro, chloro, bromo, or methoxyl at the 4-position.

[0086] In one embodiment, R₂ is (C₁–C₈)alkyl optionally substituted with one or more optionally substituted aryl. In one embodiment, R₂ is (C₁–C₆)alkyl optionally substituted with one or more optionally substituted aryl. In one embodiment, R₂ is (C₁–C₄)alkyl optionally substituted with one or more optionally substituted aryl. In one embodiment, R₂ is (C₁–C₈)alkyl optionally substituted with one or more optionally substituted heteroaryl. In one embodiment, R₂ is (C₁–C₆)alkyl optionally substituted with one or more optionally substituted heteroaryl. In one embodiment, R₂ is (C₁–C₄)alkyl optionally substituted with one or more optionally substituted heteroaryl. In one embodiment, R₂ is (C₁–C₈)alkyl optionally substituted with one or more optionally substituted heterocyclyl. In one embodiment, R₂ is (C₁–C₆)alkyl optionally substituted with one or more optionally substituted heterocyclyl. In one embodiment, R₂ is (C₁–C₄)alkyl optionally substituted with one or more optionally substituted heterocyclyl. In one embodiment, R₂ is (C₁–C₈)alkyl optionally substituted with one or more halogen. In one embodiment, R₂ is (C₁–C₆)alkyl optionally substituted with one or more halogen. In one embodiment, R₂ is (C₁–C₄)alkyl optionally substituted with one or more halogen. In one embodiment, the alkyl is optionally substituted with one or more fluoro. In one embodiment, R₂ is CH₃ or CF₃. In one embodiment, R₂ is (C₁–C₄)alkyl optionally substituted with one or more fluoro or optionally substituted phenyl. In one

embodiment, R₂ is (i) (C₁–C₄)alkyl optionally substituted with one or more fluoro, or (ii) optionally substituted benzyl. In one embodiment, R₂ is (C₁–C₄)alkyl or benzyl.

[0087] In specific embodiments, R₂ is methyl. In specific embodiments, R₂ is trifluoromethyl. In specific embodiments, R₂ is methyl or trifluoromethyl.

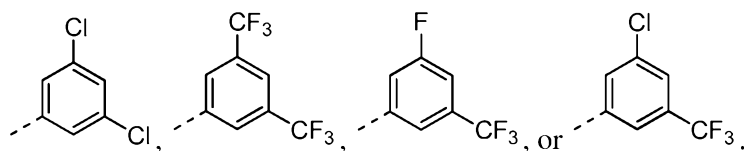
[0088] In one embodiment, R₃ is hydrogen or (C₁–C₈)alkyl optionally substituted with one or more optionally substituted aryl. In one embodiment, R₃ is hydrogen or (C₁–C₆)alkyl optionally substituted with one or more optionally substituted aryl. In one embodiment, R₃ is hydrogen or (C₁–C₄)alkyl optionally substituted with one or more optionally substituted aryl. In one embodiment, R₃ is hydrogen or (C₁–C₈)alkyl optionally substituted with one or more optionally substituted heteroaryl. In one embodiment, R₃ is hydrogen or (C₁–C₆)alkyl optionally substituted with one or more optionally substituted heteroaryl. In one embodiment, R₃ is hydrogen or (C₁–C₄)alkyl optionally substituted with one or more optionally substituted heteroaryl. In one embodiment, R₃ is hydrogen or (C₁–C₈)alkyl optionally substituted with one or more optionally substituted heterocyclyl. In one embodiment, R₃ is hydrogen or (C₁–C₆)alkyl optionally substituted with one or more optionally substituted heterocyclyl. In one embodiment, R₃ is hydrogen or (C₁–C₄)alkyl optionally substituted with one or more optionally substituted heterocyclyl. In one embodiment, R₃ is hydrogen or (C₁–C₈)alkyl optionally substituted with one or more halogen. In one embodiment, R₃ is hydrogen or (C₁–C₆)alkyl optionally substituted with one or more halogen. In one embodiment, R₃ is hydrogen or (C₁–C₄)alkyl optionally substituted with one or more halogen. In one embodiment, the alkyl is optionally substituted with one or more fluoro. In one embodiment, R₃ is hydrogen, (C₁–C₈)alkyl optionally substituted with one or more halogen, or (C₃–C₈)cycloalkyl optionally substituted with one or more halogen. In one embodiment, R₃ is hydrogen, (C₁–C₆)alkyl optionally substituted with one or more halogen, or (C₃–C₆)cycloalkyl optionally substituted with one or more halogen. In one embodiment, R₃ is hydrogen, (C₁–C₄)alkyl optionally substituted with one or more halogen, or (C₃–C₄)cycloalkyl optionally substituted with one or more halogen. In one embodiment, the alkyl or cycloalkyl is optionally substituted with one or more fluoro. In one embodiment, R₃ is hydrogen, CH₃, or CF₃. In one embodiment, R₃ is hydrogen or (C₁–C₄)alkyl optionally substituted with one or more fluoro or optionally substituted with phenyl. In one embodiment, R₃ is hydrogen, (C₁–C₄)alkyl optionally substituted with one or more fluoro, or optionally substituted benzyl. In one embodiment, R₃ is hydrogen, (C₁–C₄)alkyl, or benzyl.

[0089] In specific embodiments, R_3 is hydrogen.

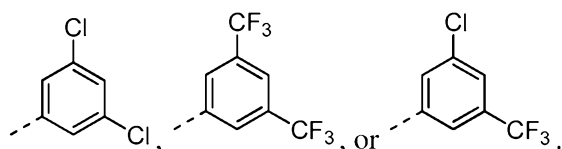
[0090] In one embodiment, R_4 is phenyl optionally substituted with one or more halogen or CF_3 . In one embodiment, R_4 is phenyl substituted with one or more halogen or CF_3 . In one embodiment, R_4 is phenyl independently substituted at the 3- and 5-position with halogen or CF_3 .

[0091] In one embodiment, R_4 is phenyl optionally substituted with one or more chloro or CF_3 . In one embodiment, R_4 is phenyl optionally substituted with one or more fluoro, chloro, or CF_3 . In one embodiment, R_4 is phenyl substituted with one or more chloro or CF_3 . In one embodiment, R_4 is phenyl substituted with one or more fluoro, chloro, or CF_3 . In one embodiment, R_4 is phenyl independently substituted at the 3- and 5-position with chloro or CF_3 . In one embodiment, R_4 is phenyl independently substituted at the 3- and 5-position with fluoro, chloro, or CF_3 .

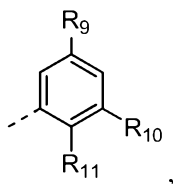
[0092] In specific embodiments, R_4 is:



[0093] In specific embodiments, R_4 is:

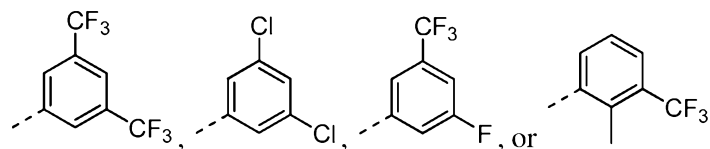


[0094] In specific embodiments, R_4 is:



wherein R_9 is hydrogen, chloro or CF_3 , R_{10} is hydrogen, fluoro, chloro, or CF_3 , and R_{11} is hydrogen, fluoro, chloro, CF_3 , or (C_1-C_4) alkyl. In one embodiment, R_9 is hydrogen, chloro or CF_3 , R_{10} is fluoro, chloro, or CF_3 , and R_{11} is hydrogen, fluoro, chloro, CF_3 , or (C_1-C_4) alkyl. In one embodiment, R_9 is chloro or CF_3 , R_{10} is fluoro, chloro, or CF_3 , and R_{11} is hydrogen, fluoro, chloro, CF_3 , or (C_1-C_4) alkyl.

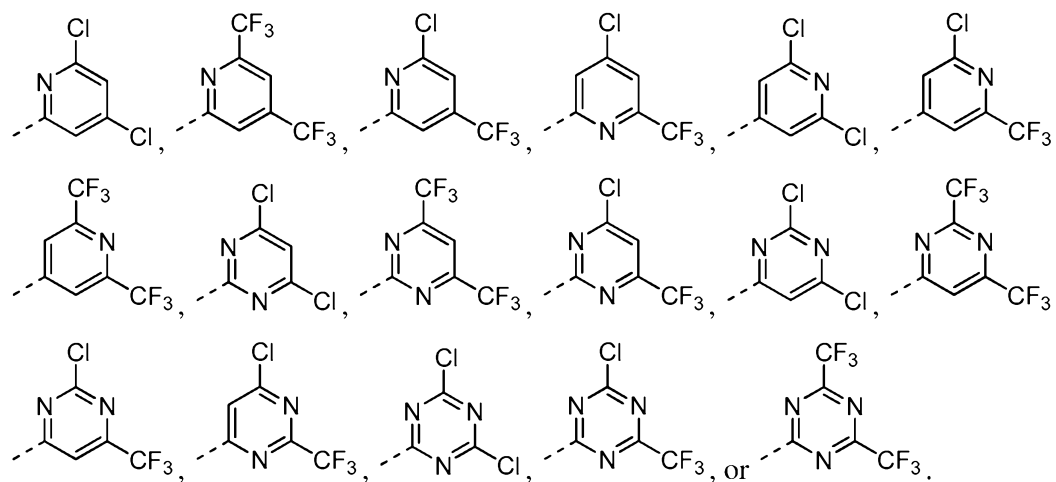
[0095] In specific embodiments, R_4 is:



[0096] In one embodiment, R_4 is (5 to 6 membered)heteroaryl optionally substituted with one or more halogen or CF_3 . In one embodiment, R_4 is (5 to 6 membered) heteroaryl substituted with one or more halogen or CF_3 . In one embodiment, R_4 is (5 to 6 membered)heteroaryl independently substituted at the 3- and 5-position with halogen or CF_3 .

[0097] In one embodiment, R_4 is (5 to 6 membered)heteroaryl optionally substituted with one or more chloro or CF_3 . In one embodiment, R_4 is (5 to 6 membered)heteroaryl substituted with one or more chloro or CF_3 . In one embodiment, R_4 is (5 to 6 membered)heteroaryl independently substituted at the 3- and 5-position with chloro or CF_3 .

[0098] In specific embodiments, R_4 is:



[0099] In one embodiment, R_7 and R_8 are each independently fluoro, chloro, or trifluoromethyl.

[00100] In one embodiment, each occurrence of X is CH.

[00101] In one embodiment, R_9 and R_{10} are each independently fluoro, chloro, or trifluoromethyl.

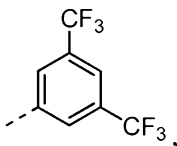
[00102] In one embodiment, R_{11} is H.

[00103] In one embodiment, R_{12} is fluoro, chloro, bromo, cyano, hydroxyl, methyl, or methoxyl. In one embodiment, R_{12} is fluoro, bromo, cyano, hydroxyl, methyl, or

methoxyl. In one embodiment, R_{12} is fluoro, chloro, bromo, hydroxyl, methyl, or methoxyl. In one embodiment, R_{12} is fluoro, bromo, hydroxyl, methyl, or methoxyl.

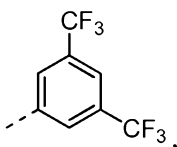
[00104] In one embodiment, n is 0 or 1.

[00105] In one embodiment, when R_4 is:



R_1 is phenyl optionally substituted with one or more fluoro, bromo, iodo, cyano, R_2 , OR_5 , $OC(O)R_5$, $C(O)R_5$, $C(O)OR_5$, $C(O)NR_5R_6$, $NR_5C(O)R_6$, NR_5R_6 , $OS(O)R_5$, SR_5 , $S(O)R_5$, $S(O)_2R_5$, $S(O)_2NR_5R_6$, or $NR_5S(O)_2R_6$. In some embodiments, R_1 is phenyl optionally substituted with one or more fluoro, chloro, bromo, iodo, cyano, R_2 , OR_5 , $OC(O)R_5$, $C(O)R_5$, $C(O)OR_5$, $C(O)NR_5R_6$, $NR_5C(O)R_6$, NR_5R_6 , $OS(O)R_5$, SR_5 , $S(O)R_5$, $S(O)_2R_5$, $S(O)_2NR_5R_6$, or $NR_5S(O)_2R_6$. In some embodiments, R_1 is phenyl optionally substituted with one or more fluoro, bromo, cyano, R_2 , OR_5 , $OC(O)R_5$, $C(O)R_5$, $C(O)OR_5$, $C(O)NR_5R_6$, $NR_5C(O)R_6$, NR_5R_6 , $OS(O)R_5$, SR_5 , $S(O)R_5$, $S(O)_2R_5$, $S(O)_2NR_5R_6$, or $NR_5S(O)_2R_6$. In some embodiments, R_1 is phenyl optionally substituted with one or more fluoro, cyano, R_2 , OR_5 , $OC(O)R_5$, $C(O)R_5$, $C(O)OR_5$, $C(O)NR_5R_6$, $NR_5C(O)R_6$, NR_5R_6 , $OS(O)R_5$, SR_5 , $S(O)R_5$, $S(O)_2R_5$, $S(O)_2NR_5R_6$, or $NR_5S(O)_2R_6$. In some embodiments, R_1 is phenyl optionally substituted with one or more cyano, R_2 , OR_5 , $OC(O)R_5$, $C(O)R_5$, $C(O)OR_5$, $C(O)NR_5R_6$, $NR_5C(O)R_6$, NR_5R_6 , $OS(O)R_5$, SR_5 , $S(O)R_5$, $S(O)_2R_5$, $S(O)_2NR_5R_6$, or $NR_5S(O)_2R_6$.

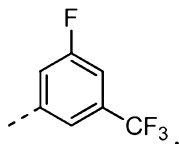
[00106] In one embodiment, when R_4 is:



R_1 is phenyl, 4-fluorophenyl, 4-chlorophenyl, or 4-bromophenyl; and R_2 is (C_1-C_4) alkyl optionally substituted with one or more fluoro. In one embodiment, R_1 is phenyl, 4-fluorophenyl, 4-chlorophenyl, 4-bromophenyl, or 4-methoxyphenyl; and R_2 is (C_1-C_4) alkyl optionally substituted with one or more fluoro. In some embodiments, R_1 is phenyl optionally substituted with one or more fluoro and bromo, and R_2 is (C_1-C_4) alkyl optionally substituted with one or more fluoro. In some embodiments, R_1 is phenyl optionally substituted with one or more fluoro, bromo, or methoxyl, and R_2 is $(C_1-$

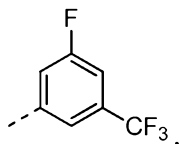
C₄)alkyl optionally substituted with one or more fluoro. In some embodiments, R₁ is phenyl, and R₂ is (C₁–C₄)alkyl optionally substituted with one or more fluoro.

[00107] In one embodiment, when R₄ is:



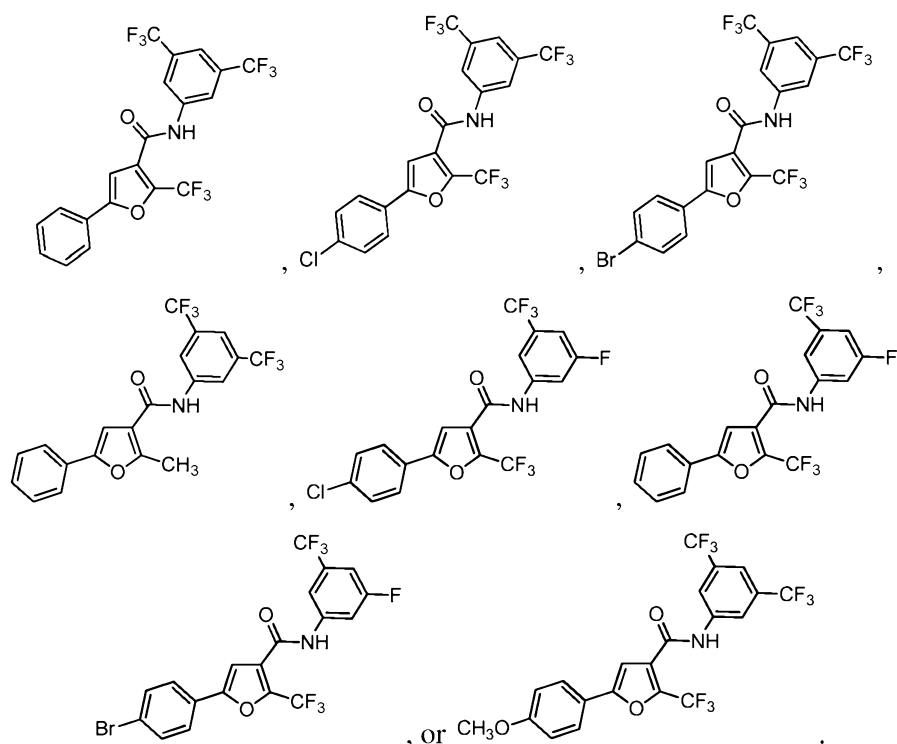
R₁ is phenyl optionally substituted with one or more fluoro, bromo, iodo, cyano, R₂, OR₅, OC(O)R₅, C(O)R₅, C(O)OR₅, C(O)NR₅R₆, NR₅C(O)R₆, NR₅R₆, OS(O)R₅, SR₅, S(O)R₅, S(O)₂R₅, S(O)₂NR₅R₆, or NR₅S(O)₂R₆. In some embodiments, R₁ is phenyl optionally substituted with one or more fluoro, chloro, bromo, iodo, cyano, R₂, OR₅, OC(O)R₅, C(O)R₅, C(O)OR₅, C(O)NR₅R₆, NR₅C(O)R₆, NR₅R₆, OS(O)R₅, SR₅, S(O)R₅, S(O)₂R₅, S(O)₂NR₅R₆, or NR₅S(O)₂R₆. In some embodiments, R₁ is phenyl optionally substituted with one or more fluoro, bromo, cyano, R₂, OR₅, OC(O)R₅, C(O)R₅, C(O)OR₅, C(O)NR₅R₆, NR₅C(O)R₆, NR₅R₆, OS(O)R₅, SR₅, S(O)R₅, S(O)₂R₅, S(O)₂NR₅R₆, or NR₅S(O)₂R₆. In some embodiments, R₁ is phenyl optionally substituted with one or more fluoro, cyano, R₂, OR₅, OC(O)R₅, C(O)R₅, C(O)OR₅, C(O)NR₅R₆, NR₅C(O)R₆, NR₅R₆, OS(O)R₅, SR₅, S(O)R₅, S(O)₂R₅, S(O)₂NR₅R₆, or NR₅S(O)₂R₆. In some embodiments, R₁ is phenyl optionally substituted with one or more cyano, R₂, OR₅, OC(O)R₅, C(O)R₅, C(O)OR₅, C(O)NR₅R₆, NR₅C(O)R₆, NR₅R₆, OS(O)R₅, SR₅, S(O)R₅, S(O)₂R₅, S(O)₂NR₅R₆, or NR₅S(O)₂R₆.

[00108] In one embodiment, when R₄ is:



R₁ is phenyl, 4-fluorophenyl, 4-chlorophenyl, or 4-bromophenyl; and R₂ is (C₁–C₄)alkyl optionally substituted with one or more fluoro. In one embodiment, R₁ is phenyl, 4-fluorophenyl, 4-chlorophenyl, 4-bromophenyl, or 4-methoxyphenyl; and R₂ is (C₁–C₄)alkyl optionally substituted with one or more fluoro. In some embodiments, R₁ is phenyl optionally substituted with one or more fluoro and bromo, and R₂ is (C₁–C₄)alkyl optionally substituted with one or more fluoro. In some embodiments, R₁ is phenyl optionally substituted with one or more fluoro, bromo, or methoxyl, and R₂ is (C₁–C₄)alkyl optionally substituted with one or more fluoro. In some embodiments, R₁ is phenyl, and R₂ is (C₁–C₄)alkyl optionally substituted with one or more fluoro.

[00109] In one embodiment, specific examples of the compound of formula (I), (III), (IV), or (V) include, but are not limited to, the following:



[00110] In one embodiment, when R₄ is 3,5-di(trifluoromethyl)-phenyl, R₁ is not dichlorophenyl. In one embodiment, when R₄ is 3,5-di(trifluoromethyl)-phenyl, R₁ is not dihalophenyl. In one embodiment, when R₄ is 3,5-di(trifluoromethyl)-phenyl, R₁ is not phenyl optionally substituted with one or more chloro. In one embodiment, when R₄ is 3,5-di(trifluoromethyl)-phenyl, R₁ is not phenyl optionally substituted with one or more halogen.

[00111] It should be noted that if there is a discrepancy between a depicted structure and a name given that structure, the depicted structure is to be accorded more weight. In addition, if the stereochemistry of a structure or a portion of a structure is not indicated with, for example, bold or dashed lines, the structure or portion of the structure is to be interpreted as encompassing all stereoisomers of it. Where the compound provided herein contains an alkenyl or alkenylene group, the compound may exist as one or mixture of geometric *cis/trans* (or *Z/E*) isomers. Where structural isomers are interconvertible, the compound may exist as a single tautomer or a mixture of tautomers. This can take the form of proton tautomerism in the compound that contains, for example, an imino, keto, or oxime group; or so-called valence tautomerism in the

compound that contain an aromatic moiety. It follows that a single compound may exhibit more than one type of isomerism.

[00112] The compounds provided herein may be enantiomerically pure, such as a single enantiomer or a single diastereomer, or be stereoisomeric mixtures, such as a mixture of enantiomers, *e.g.*, a racemic mixture of two enantiomers; or a mixture of two or more diastereomers. In some instances, for compounds that undergo epimerization *in vivo*, one of skill in the art will recognize that administration of a compound in its (*R*) form is equivalent to administration of the compound in its (*S*) form. Conventional techniques for the preparation/isolation of individual enantiomers include synthesis from a suitable optically pure precursor, asymmetric synthesis from achiral starting materials, or resolution of an enantiomeric mixture, for example, by chiral chromatography, recrystallization, resolution, diastereomeric salt formation, or derivatization into diastereomeric adducts followed by separation.

[00113] When the compound provided herein contains an acidic or basic moiety, it may also be provided as a pharmaceutically acceptable salt (*See, e.g.*, Berge *et al.*, *J. Pharm. Sci.* 1977, 66, 1-19; and *Handbook of Pharmaceutical Salts, Properties, and Use*, Stahl and Wermuth, ed.; Wiley-VCH and VHCA, Zurich, 2002).

[00114] Suitable acids for use in the preparation of pharmaceutically acceptable salts include, but are not limited to, acetic acid, 2,2-dichloroacetic acid, acylated amino acids, adipic acid, alginic acid, ascorbic acid, L-aspartic acid, benzenesulfonic acid, benzoic acid, 4-acetamidobenzoic acid, boric acid, (+)-camphoric acid, camphorsulfonic acid, (+)-(1*S*)-camphor-10-sulfonic acid, capric acid, caproic acid, caprylic acid, cinnamic acid, citric acid, cyclamic acid, cyclohexanesulfamic acid, dodecylsulfuric acid, ethane-1,2-disulfonic acid, ethanesulfonic acid, 2-hydroxy-ethanesulfonic acid, formic acid, fumaric acid, galactaric acid, gentisic acid, glucoheptonic acid, D-gluconic acid, D-glucuronic acid, L-glutamic acid, α -oxoglutaric acid, glycolic acid, hippuric acid, hydrobromic acid, hydrochloric acid, hydroiodic acid, (+)-L-lactic acid, (\pm)-DL-lactic acid, lactobionic acid, lauric acid, maleic acid, (-)-L-malic acid, malonic acid, (\pm)-DL-mandelic acid, methanesulfonic acid, naphthalene-2-sulfonic acid, naphthalene-1,5-disulfonic acid, 1-hydroxy-2-naphthoic acid, nicotinic acid, nitric acid, oleic acid, orotic acid, oxalic acid, palmitic acid, pamoic acid, perchloric acid, phosphoric acid, L-pyroglutamic acid, saccharic acid, salicylic acid, 4-amino-salicylic acid, sebacic acid, stearic acid, succinic acid, sulfuric acid, tannic acid, (+)-L-tartaric acid, thiocyanic acid, p-toluenesulfonic acid, undecylenic acid, and valeric acid.

[00115] Suitable bases for use in the preparation of pharmaceutically acceptable salts, including, but not limited to, inorganic bases, such as magnesium hydroxide, calcium hydroxide, potassium hydroxide, zinc hydroxide, or sodium hydroxide; and organic bases, such as primary, secondary, tertiary, and quaternary, aliphatic and aromatic amines, including L-arginine, benethamine, benzathine, choline, deanol, diethanolamine, diethylamine, dimethylamine, dipropylamine, diisopropylamine, 2-(diethylamino)-ethanol, ethanolamine, ethylamine, ethylenediamine, isopropylamine, *N*-methyl-glucamine, hydrabamine, 1*H*-imidazole, L-lysine, morpholine, 4-(2-hydroxyethyl)-morpholine, methylamine, piperidine, piperazine, propylamine, pyrrolidine, 1-(2-hydroxyethyl)-pyrrolidine, pyridine, quinuclidine, quinoline, isoquinoline, secondary amines, triethanolamine, trimethylamine, triethylamine, *N*-methyl-D-glucamine, 2-amino-2-(hydroxymethyl)-1,3-propanediol, and tromethamine.

[00116] In certain embodiments, the compounds provided herein are pharmacologically acceptable salts of the compounds with one or more of hydrochloric, sulfuric, phosphoric, acetic, citric, oxalic, malonic, salicylic, malic, fumaric, succinic, ascorbic, maleic, methanesulfonic, and isoethonic acids; or with one or more of potassium carbonate, sodium or potassium hydroxide, ammonia, triethylamine, and triethanolamine.

[00117] The compound provided herein may also be provided as a prodrug, which is a functional derivative of the compound, for example, of Formula I and is readily convertible into the parent compound in vivo. Prodrugs are often useful because, in some situations, they may be easier to administer than the parent compound. They may, for instance, be bioavailable by oral administration whereas the parent compound is not. The prodrug may also have enhanced solubility in pharmaceutical compositions over the parent compound. A prodrug may be converted into the parent drug by various mechanisms, including enzymatic processes and metabolic hydrolysis. *See, e.g., Harper, Progress in Drug Research* 1962, 4, 221-294; Morozowich *et al. in Design of Biopharmaceutical Properties through Prodrugs and Analogs*, Roche ed., APHA Acad. Pharm. Sci. 1977; Bioreversible Carriers in Drug in Drug Design, Theory and Application, Roche ed., APHA Acad. Pharm. Sci. 1987; Design of Prodrugs, Bundgaard, Elsevier, 1985; Wang *et al., Curr. Pharm. Design* 1999, 5, 265-287; Pauletti *et al., Adv. Drug. Delivery Rev.* 1997, 27, 235-256; Mizen *et al., Pharm. Biotech.* 1998, 11, 345-365; Gagnault *et al., Pract. Med. Chem.* 1996, 671-696; Asgharnejad *in Transport Processes in Pharmaceutical Systems*, Amidon *et al., ed., Marcell Dekker,*

185-218, 2000; Balant *et al.*, *Eur. J. Drug Metab. Pharmacokinet.* 1990, 15, 143-53; Balimane & Sinko, *Adv. Drug Delivery Rev.* 1999, 39, 183-209; Browne, *Clin. Neuropharmacol.* 1997, 20, 1-12; Bundgaard, *Arch. Pharm. Chem.* 1979, 86, 1-39; Bundgaard, *Controlled Drug Delivery* 1987, 17, 179-96; Bundgaard, *Adv. Drug Delivery Rev.* 1992, 8, 1-38; Fleisher *et al.*, *Adv. Drug Delivery Rev.* 1996, 19, 115-130; Fleisher *et al.*, *Methods Enzymol.* 1985, 112, 360-381; Farquhar *et al.*, *J. Pharm. Sci.* 1983, 72, 324-325; Freeman *et al.*, *J. Chem. Soc., Chem. Commun.* 1991, 875-877; Friis and Bundgaard, *Eur. J. Pharm. Sci.* 1996, 4, 49-59; Gangwar *et al.*, *Des. Biopharm. Prop. Prodrugs Analogs*, 1977, 409-421; Nathwani and Wood, *Drugs* 1993, 45, 866-94; Sinhababu and Thakker, *Adv. Drug Delivery Rev.* 1996, 19, 241-273; Stella *et al.*, *Drugs* 1985, 29, 455-73; Tan *et al.*, *Adv. Drug Delivery Rev.* 1999, 39, 117-151; Taylor, *Adv. Drug Delivery Rev.* 1996, 19, 131-148; Valentino and Borchardt, *Drug Discovery Today* 1997, 2, 148-155; Wiebe and Knaus, *Adv. Drug Delivery Rev.* 1999, 39, 63-80; and Waller *et al.*, *Br. J. Clin. Pharmac.* 1989, 28, 497-507.

C. Methods of Synthesis

[00118] Schemes below provide exemplary synthetic methods for the preparation of the compounds provided herein. One of ordinary skill in the art will understand that similar methods may be employed to prepare the compounds provided herein. In other words, one of ordinary skill in the art will recognize that suitable adjustments to reagents, protecting groups, reaction conditions, and reaction sequences may be employed to prepare a desired embodiment. The reaction may be scaled upwards or downwards to suit the amount of material to be prepared. In one embodiment, the compounds provided herein may be prepared by the procedures and techniques similar to those disclosed in the Examples. In one embodiment, the compounds provided herein may be prepared by procedures and techniques known in the art for coupling sulfonyl chlorides or acid chlorides with amines. In one embodiment, the sulfonyl chlorides or acid chlorides are prepared by procedures and techniques known in the art. In one embodiment, the compounds provided herein may be prepared by procedures and techniques known in the art for coupling acid chlorides with amines. In one embodiment, the acid chlorides are prepared by procedures and techniques known in the art, for example, from the corresponding carboxylic acid. In one embodiment, the compounds provided herein may be prepared by procedures and techniques known in

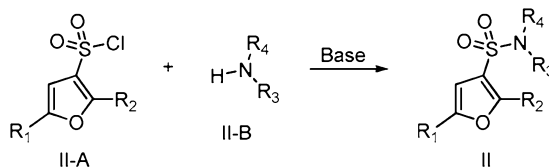
the art for coupling carboxylic acid with amines, *e.g.*, in the presence of a suitable coupling reagent.

[00119] In one embodiment, the starting material used to prepared the compounds provided herein may be obtained from a commercial source. In one embodiment, the starting material used to prepared the compounds provided herein may be prepared following the procedures or conditions known in the art.

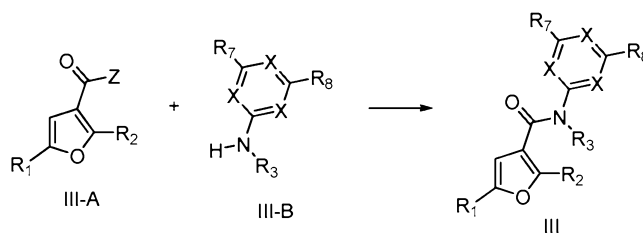
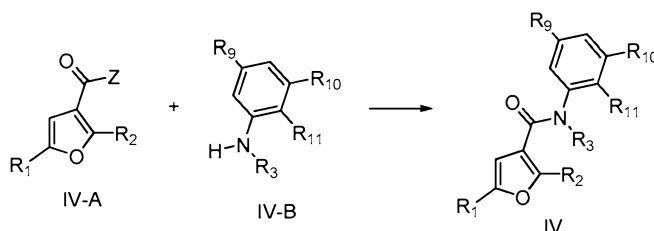
[00120] In one embodiment, the compounds provided herein may be prepared following Scheme 1 and 2. In one embodiment, the compounds are prepared by adding an excess of the respective sulfonyl chloride or acid chloride to a solution of a suitable amine, and a base, such as, *e.g.*, *N,N*-diisopropylethylamine, in a solvent, such as, *e.g.*, dichloromethane. In one embodiment, after the reaction is stirred at room temperature until the reaction is complete, as monitored by, *e.g.*, thin layer chromatography. In one embodiment, the reaction undergoes an aqueous workup washing with dilute HCl, followed by dilute aqueous NaHCO₃ solution and brine. In one embodiment, after the aqueous workup the reaction mixture is dried over MgSO₄ and concentrated. In one embodiment, the compound may be further purified by column chromatography or by passing through a silica gel plug using an eluent, such as ethyl acetate/hexanes. In one embodiment, the compound is analyzed by LCMS. In one embodiment, the compound is analyzed by ¹H NMR.

[00121] In one embodiment, a compound of formula (II) may be prepared following Scheme 1, wherein the intermediates II-A and II-B may be obtained from a commercial source or prepared following procedures known in the art. R₁, R₂, R₃, and R₄ are as defined herein elsewhere. In one embodiment, the base used in the reaction of Scheme 1 is triethylamine or diisopropylethylamine. In one embodiment, the reaction of Scheme 1 is carried out in an aprotic solvent. In one embodiment, the reaction of Scheme 1 is carried out in dichloromethane.

[00122] In one embodiment, the compounds provided herein may be made by the procedures and techniques disclosed in the Examples, as well as known organic synthesis techniques for coupling sulfonyl chlorides and amines.

Scheme 1

[00123] In one embodiment, a compound of formula (III) may be prepared following Scheme 2, wherein the intermediates III-A and III-B may be obtained from a commercial source or prepared following procedures known in the art. In one embodiment, intermediate III-A is an acid, an acid anhydride, or an acid chloride. In one embodiment, Z is chloro. In one embodiment, Z is OH. In one embodiment, Z is -O-acyl, wherein III-A is an acid anhydride. R₁, R₂, R₃, R₇, R₈, and X are as defined herein elsewhere. In one embodiment, the reaction of Scheme 2 is carried out in an aprotic solvent. In one embodiment, the reaction of Scheme 2 is carried out at elevated temperature. In one embodiment, the reaction of Scheme 2 is carried out at room temperature. In one embodiment, the reaction of Scheme 2 is carried out in the presence of one or more amide coupling reagents known in the art, such as, *e.g.*, HOBt or EDCI. In one embodiment, the reaction of Scheme 2 is carried out in the presence of a catalyst known in the art to facilitate the amide coupling, such as, *e.g.*, DMAP. In one embodiment, the reaction of Scheme 2 is carried out in the presence of a base, such as, *e.g.*, triethylamine or diisopropylethylamine, in a solvent, such as, dichloromethane.

Scheme 2Scheme 3

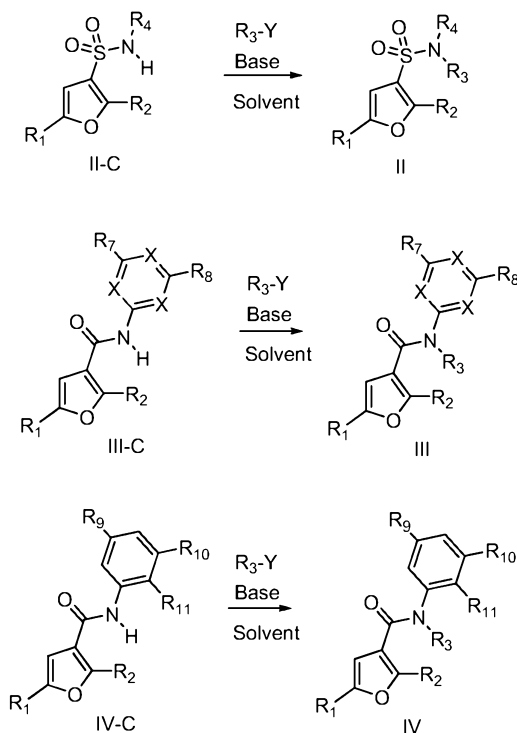
[00124] In one embodiment, a compound of formula (IV) may be prepared following Scheme 3, wherein the intermediates IV-A and IV-B may be obtained from a commercial source or prepared following procedures known in the art. In one

embodiment, intermediate IV-A is an acid, an acid anhydride, or an acid chloride. In one embodiment, Z is chloro. In one embodiment, Z is OH. In one embodiment, Z is –O–acyl, wherein IV-A is an acid anhydride. R₁, R₂, R₃, R₉, R₁₀, and R₁₁ are as defined herein elsewhere. In one embodiment, the reaction of Scheme 3 is carried out in an aprotic solvent. In one embodiment, the reaction of Scheme 3 is carried out at elevated temperature. In one embodiment, the reaction of Scheme 3 is carried out at room temperature. In one embodiment, the reaction of Scheme 3 is carried out in the presence of one or more amide coupling reagents known in the art, such as, *e.g.*, HOBt or EDCI. In one embodiment, the reaction of Scheme 3 is carried out in the presence of a catalyst known in the art to facilitate the amide coupling, such as, *e.g.*, DMAP. In one embodiment, the reaction of Scheme 3 is carried out in the presence of a base, such as, *e.g.*, triethylamine or diisopropylethylamine.

[00125] In one embodiment, the compounds provided herein may be made by the procedures and techniques disclosed in the Examples, as well as known organic synthesis techniques for coupling acid chlorides and amines.

[00126] In one embodiment, R₃ is hydrogen in Scheme 1, Scheme 2, and Scheme 3.

Scheme 4



[00127] In one embodiment, a compound of formula (II), (III), or (IV) may be prepared following Scheme 4, wherein R₁, R₂, R₄, R₇, R₈, R₉, R₁₀, R₁₁, and X are as

defined herein elsewhere, R_3 is an optionally substituted alkyl, and Y is chloro, bromo, or iodo. In one embodiment, intermediates II-C, III-C, and IV-C may be prepared following procedures and conditions provided in Schemes 1–3. In one embodiment, the alkylation reaction may be carried out using an alkylating reagent, such as iodoalkane or bromoalkane (*e.g.*, iodomethane or benzyl bromide), and a base, such as potassium carbonate, in a solvent, such as dimethylformamide, at ambient or elevated temperatures. In one embodiment, the reaction mixture is stirred until the reaction is complete, as monitored by thin layer chromatography. In one embodiment, the reaction mixture is concentrated, taken up in dichloromethane, and the dichloromethane solution undergoes an aqueous workup, washing with dilute HCl, followed by dilute NaHCO_3 , and brine. In one embodiment, after the aqueous workup, the reaction mixture is dried over MgSO_4 and concentrated. In one embodiment, the compound may be purified by column chromatography or by passing through a silica gel plug using an eluent, such as ethyl acetate/hexanes. In one embodiment, the compound is analyzed by LCMS. In one embodiment, the compound is analyzed by ^1H NMR.

D. Pharmaceutical Compositions

[00128] In one embodiment, provided herein is a pharmaceutical composition comprising a compound of formula (I) as defined herein elsewhere, or an enantiomer, a mixture of enantiomers or a mixture of diastereomers thereof, or a pharmaceutically acceptable salt, solvate, hydrate or prodrug thereof, and at least one pharmaceutically acceptable excipient, adjuvant, carrier, buffer, or stabiliser.

[00129] In one embodiment, the pharmaceutically acceptable excipient, adjuvant, carrier, buffer, or stabiliser is non-toxic and does not interfere with the efficacy of the active ingredient. The precise nature of the carrier or other material will depend on the route of administration, which may be oral or by injection, such as cutaneous, subcutaneous, or intravenous injection.

[00130] In one embodiment, the pharmaceutical compositions are provided in a dosage form for oral administration, which comprise a compound provided herein, *e.g.*, a compound of formula (I), or an enantiomer, a mixture of enantiomers or a mixture of diastereomers thereof, or a pharmaceutically acceptable salt, solvate, hydrate or prodrug thereof, and one or more pharmaceutically acceptable excipients or carriers. The pharmaceutical compositions provided herein that are formulated for oral administration

may be in tablet, capsule, powder, or liquid form. A tablet may comprise a solid carrier or an adjuvant. Liquid pharmaceutical compositions generally comprise a liquid carrier such as water, petroleum, animal or vegetable oils, or mineral oil or synthetic oil.

Physiological saline solution, dextrose or other saccharide solution, or glycols such as ethylene glycol, propylene glycol, or polyethylene glycol may be included. A capsule may comprise a solid carrier such as gelatin.

[00131] In another embodiment, the pharmaceutical compositions are provided in a dosage form for parenteral administration, and one or more pharmaceutically acceptable excipients or carriers. Where pharmaceutical compositions may be formulated for intravenous, cutaneous or subcutaneous injection, the active ingredient will be in the form of a parenterally acceptable aqueous solution, which is pyrogen-free and has a suitable pH, isotonicity, and stability. Those of relevant skill in the art are well able to prepare suitable solutions using, for example, isotonic vehicles, such as Sodium Chloride injection, Ringer's injection, or Lactated Ringer's injection. Preservatives, stabilisers, buffers, antioxidants, and/or other additives may be included as required.

[00132] In yet another embodiment, the pharmaceutical compositions are provided in a dosage form for topical administration, which comprise a compound provided herein, and one or more pharmaceutically acceptable excipients or carriers.

[00133] In one embodiment, the pharmaceutical compositions can also be formulated as modified release dosage forms, including delayed-, extended-, prolonged-, sustained-, pulsatile-, controlled-, accelerated- and fast-, targeted-, programmed-release, and gastric retention dosage forms. These dosage forms can be prepared according to conventional methods and techniques known to those skilled in the art (*see, e.g., Remington: The Science and Practice of Pharmacy, supra; Modified-Release Drug Delivery Technology*, 2nd Ed., Rathbone *et al.*, eds., Marcel Dekker, Inc.: New York, NY, 2008).

[00134] In one embodiment, the pharmaceutical compositions provided herein can be provided in a unit-dosage form or multiple-dosage form. A unit-dosage form, as used herein, refers to physically discrete a unit suitable for administration to a human and animal subject, and packaged individually as is known in the art. Each unit-dose contains a predetermined quantity of an active ingredient(s) sufficient to produce the desired therapeutic effect, in association with the required pharmaceutical carriers or excipients. Examples of a unit-dosage form include an ampoule, syringe, and individually packaged tablet and capsule. A unit-dosage form may be administered in fractions or multiples thereof. A multiple-dosage form is a plurality of identical unit-

dosage forms packaged in a single container to be administered in segregated unit-dosage form. Examples of a multiple-dosage form include a vial, bottle of tablets or capsules, or bottle of pints or gallons.

[00135] In one embodiment, the pharmaceutical compositions provided herein can be administered at once, or multiple times at intervals of time. It is understood that the precise dosage and duration of treatment may vary with the age, weight, and condition of the patient being treated, and may be determined empirically using known testing protocols or by extrapolation from *in vivo* or *in vitro* test or diagnostic data. It is further understood that for any particular individual, specific dosage regimens should be adjusted over time according to the individual need and the professional judgment of the person administering or supervising the administration of the formulations.

[00136] In another embodiment, the pharmaceutical compositions provided herein further comprise one or more chemotherapeutic agents as defined herein.

[00137] In yet another embodiment, provided herein is the use of a compound of formula (I), or an enantiomer, a mixture of enantiomers or a mixture of diastereomers thereof, or a pharmaceutically acceptable salt, solvate, hydrate or prodrug thereof, in the manufacture of a medicament for the treatment of one or more disorders disclosed herein. In certain embodiments, the medicament is in tablet, capsule, powder, or liquid form. In certain embodiments, the medicament is formulated as described herein.

1. Oral Administration

[00138] In one embodiment, the pharmaceutical compositions provided herein for oral administration can be provided in solid, semisolid, or liquid dosage forms for oral administration. As used herein, oral administration also includes buccal, lingual, and sublingual administration. Suitable oral dosage forms include, but are not limited to, tablets, fastmelts, chewable tablets, capsules, pills, strips, troches, lozenges, pastilles, cachets, pellets, medicated chewing gum, bulk powders, effervescent or non-effervescent powders or granules, oral mists, solutions, emulsions, suspensions, wafers, sprinkles, elixirs, and syrups. In addition to the active ingredient(s), the pharmaceutical compositions can contain one or more pharmaceutically acceptable carriers or excipients, including, but not limited to, binders, fillers, diluents, disintegrants, wetting agents, lubricants, glidants, coloring agents, dye-migration inhibitors, sweetening agents,

flavoring agents, emulsifying agents, suspending and dispersing agents, preservatives, solvents, non-aqueous liquids, organic acids, and sources of carbon dioxide.

[00139] In one embodiment, binders or granulators impart cohesiveness to a tablet to ensure the tablet remaining intact after compression. Suitable binders or granulators include, but are not limited to, starches, such as corn starch, potato starch, and pre-gelatinized starch (*e.g.*, STARCH 1500); gelatin; sugars, such as sucrose, glucose, dextrose, molasses, and lactose; natural and synthetic gums, such as acacia, alginic acid, alginates, extract of Irish moss, panwar gum, ghatti gum, mucilage of isabgol husks, carboxymethylcellulose, methylcellulose, polyvinylpyrrolidone (PVP), Veegum, larch arabogalactan, powdered tragacanth, and guar gum; celluloses, such as ethyl cellulose, cellulose acetate, carboxymethyl cellulose calcium, sodium carboxymethyl cellulose, methyl cellulose, hydroxyethylcellulose (HEC), hydroxypropylcellulose (HPC), hydroxypropyl methyl cellulose (HPMC); microcrystalline celluloses, such as AVICEL-PH-101, AVICEL-PH-103, AVICEL RC-581, AVICEL-PH-105 (FMC Corp., Marcus Hook, PA); and mixtures thereof. Suitable fillers include, but are not limited to, talc, calcium carbonate, microcrystalline cellulose, powdered cellulose, dextrates, kaolin, mannitol, silicic acid, sorbitol, starch, pre-gelatinized starch, and mixtures thereof. The amount of a binder or filler in the pharmaceutical compositions provided herein varies upon the type of formulation, and is readily discernible to those of ordinary skill in the art. The binder or filler may be present from about 50 to about 99% by weight in the pharmaceutical compositions provided herein.

[00140] In one embodiment, suitable diluents include, but are not limited to, dicalcium phosphate, calcium sulfate, lactose, sorbitol, sucrose, inositol, cellulose, kaolin, mannitol, sodium chloride, dry starch, and powdered sugar. Certain diluents, such as mannitol, lactose, sorbitol, sucrose, and inositol, when present in sufficient quantity, can impart properties to some compressed tablets that permit disintegration in the mouth by chewing. Such compressed tablets can be used as chewable tablets. The amount of a diluent in the pharmaceutical compositions provided herein varies upon the type of formulation, and is readily discernible to those of ordinary skill in the art.

[00141] In one embodiment, suitable disintegrants include, but are not limited to, agar; bentonite; celluloses, such as methylcellulose and carboxymethylcellulose; wood products; natural sponge; cation-exchange resins; alginic acid; gums, such as guar gum and Veegum HV; citrus pulp; cross-linked celluloses, such as croscarmellose; cross-linked polymers, such as crospovidone; cross-linked starches; calcium carbonate;

microcrystalline cellulose, such as sodium starch glycolate; polacrillin potassium; starches, such as corn starch, potato starch, tapioca starch, and pre-gelatinized starch; clays; aligns; and mixtures thereof. The amount of a disintegrant in the pharmaceutical compositions provided herein varies upon the type of formulation, and is readily discernible to those of ordinary skill in the art. The amount of a disintegrant in the pharmaceutical compositions provided herein varies upon the type of formulation, and is readily discernible to those of ordinary skill in the art. The pharmaceutical compositions provided herein may contain from about 0.5 to about 15% or from about 1 to about 5% by weight of a disintegrant.

[00142] In one embodiment, suitable lubricants include, but are not limited to, calcium stearate; magnesium stearate; mineral oil; light mineral oil; glycerin; sorbitol; mannitol; glycols, such as glycerol behenate and polyethylene glycol (PEG); stearic acid; sodium lauryl sulfate; talc; hydrogenated vegetable oil, including peanut oil, cottonseed oil, sunflower oil, sesame oil, olive oil, corn oil, and soybean oil; zinc stearate; ethyl oleate; ethyl laurate; agar; starch; lycopodium; silica or silica gels, such as AEROSIL[®] 200 (W.R. Grace Co., Baltimore, MD) and CAB-O-SIL[®] (Cabot Co. of Boston, MA); and mixtures thereof. The pharmaceutical compositions provided herein may contain about 0.1 to about 5% by weight of a lubricant.

[00143] In one embodiment, suitable glidants include, but are not limited to, colloidal silicon dioxide, CAB-O-SIL[®] (Cabot Co. of Boston, MA), and asbestos-free talc. Suitable coloring agents include, but are not limited to, any of the approved, certified, water soluble FD&C dyes, and water insoluble FD&C dyes suspended on alumina hydrate, and color lakes and mixtures thereof. A color lake is the combination by adsorption of a water-soluble dye to a hydrous oxide of a heavy metal, resulting in an insoluble form of the dye. Suitable flavoring agents include, but are not limited to, natural flavors extracted from plants, such as fruits, and synthetic blends of compounds which produce a pleasant taste sensation, such as peppermint and methyl salicylate. Suitable sweetening agents include, but are not limited to, sucrose, lactose, mannitol, syrups, glycerin, and artificial sweeteners, such as saccharin and aspartame. Suitable emulsifying agents include, but are not limited to, gelatin, acacia, tragacanth, bentonite, and surfactants, such as polyoxyethylene sorbitan monooleate (TWEEN[®] 20), polyoxyethylene sorbitan monooleate 80 (TWEEN[®] 80), and triethanolamine oleate. Suitable suspending and dispersing agents include, but are not limited to, sodium carboxymethylcellulose, pectin, tragacanth, Veegum, acacia, sodium

carbomethylcellulose, hydroxypropyl methylcellulose, and polyvinylpyrrolidone. Suitable preservatives include, but are not limited to, glycerin, methyl and propylparaben, benzoic acid, sodium benzoate and alcohol. Suitable wetting agents include, but are not limited to, propylene glycol monostearate, sorbitan monooleate, diethylene glycol monolaurate, and polyoxyethylene lauryl ether. Suitable solvents include, but are not limited to, glycerin, sorbitol, ethyl alcohol, and syrup. Suitable non-aqueous liquids utilized in emulsions include, but are not limited to, mineral oil and cottonseed oil. Suitable organic acids include, but are not limited to, citric and tartaric acid. Suitable sources of carbon dioxide include, but are not limited to, sodium bicarbonate and sodium carbonate.

[00144] It should be understood that many carriers and excipients may serve several functions, even within the same formulation.

[00145] In one embodiment, the pharmaceutical compositions provided herein for oral administration can be provided as compressed tablets, tablet triturates, chewable lozenges, rapidly dissolving tablets, multiple compressed tablets, or enteric-coating tablets, sugar-coated, or film-coated tablets. Enteric-coated tablets are compressed tablets coated with substances that resist the action of stomach acid but dissolve or disintegrate in the intestine, thus protecting the active ingredients from the acidic environment of the stomach. Enteric-coatings include, but are not limited to, fatty acids, fats, phenyl salicylate, waxes, shellac, ammoniated shellac, and cellulose acetate phthalates. Sugar-coated tablets are compressed tablets surrounded by a sugar coating, which may be beneficial in covering up objectionable tastes or odors and in protecting the tablets from oxidation. Film-coated tablets are compressed tablets that are covered with a thin layer or film of a water-soluble material. Film coatings include, but are not limited to, hydroxyethylcellulose, sodium carboxymethylcellulose, polyethylene glycol 4000, and cellulose acetate phthalate. Film coating imparts the same general characteristics as sugar coating. Multiple compressed tablets are compressed tablets made by more than one compression cycle, including layered tablets, and press-coated or dry-coated tablets.

[00146] In one embodiment, the tablet dosage forms can be prepared from the active ingredient in powdered, crystalline, or granular forms, alone or in combination with one or more carriers or excipients described herein, including binders, disintegrants, controlled-release polymers, lubricants, diluents, and/or colorants. Flavoring and

sweetening agents are especially useful in the formation of chewable tablets and lozenges.

[00147] In one embodiment, the pharmaceutical compositions provided herein for oral administration can be provided as soft or hard capsules, which can be made from gelatin, methylcellulose, starch, or calcium alginate. The hard gelatin capsule, also known as the dry-filled capsule (DFC), consists of two sections, one slipping over the other, thus completely enclosing the active ingredient. The soft elastic capsule (SEC) is a soft, globular shell, such as a gelatin shell, which is plasticized by the addition of glycerin, sorbitol, or a similar polyol. The soft gelatin shells may contain a preservative to prevent the growth of microorganisms. Suitable preservatives are those as described herein, including methyl- and propyl-parabens, and sorbic acid. The liquid, semisolid, and solid dosage forms provided herein may be encapsulated in a capsule. Suitable liquid and semisolid dosage forms include solutions and suspensions in propylene carbonate, vegetable oils, or triglycerides. Capsules containing such solutions can be prepared as described in U.S. Patent Nos. 4,328,245; 4,409,239; and 4,410,545. The capsules may also be coated as known by those of skill in the art in order to modify or sustain dissolution of the active ingredient.

[00148] In one embodiment, the pharmaceutical compositions provided herein for oral administration can be provided in liquid and semisolid dosage forms, including emulsions, solutions, suspensions, elixirs, and syrups. An emulsion is a two-phase system, in which one liquid is dispersed in the form of small globules throughout another liquid, which can be oil-in-water or water-in-oil. Emulsions may include a pharmaceutically acceptable non-aqueous liquid or solvent, emulsifying agent, and preservative. Suspensions may include a pharmaceutically acceptable suspending agent and preservative. Aqueous alcoholic solutions may include a pharmaceutically acceptable acetal, such as a di(lower alkyl) acetal of a lower alkyl aldehyde, *e.g.*, acetaldehyde diethyl acetal; and a water-miscible solvent having one or more hydroxyl groups, such as propylene glycol and ethanol. Elixirs are clear, sweetened, and hydroalcoholic solutions. Syrups are concentrated aqueous solutions of a sugar, for example, sucrose, and may also contain a preservative. For a liquid dosage form, for example, a solution in a polyethylene glycol may be diluted with a sufficient quantity of a pharmaceutically acceptable liquid carrier, *e.g.*, water, to be measured conveniently for administration.

[00149] In one embodiment, other useful liquid and semisolid dosage forms include, but are not limited to, those containing the active ingredient(s) provided herein, and a dialkylated mono- or poly-alkylene glycol, including, 1,2-dimethoxymethane, diglyme, triglyme, tetraglyme, polyethylene glycol-350-dimethyl ether, polyethylene glycol-550-dimethyl ether, polyethylene glycol-750-dimethyl ether, wherein 350, 550, and 750 refer to the approximate average molecular weight of the polyethylene glycol. These formulations can further comprise one or more antioxidants, such as butylated hydroxytoluene (BHT), butylated hydroxyanisole (BHA), propyl gallate, vitamin E, hydroquinone, hydroxycoumarins, ethanolamine, lecithin, cephalin, ascorbic acid, malic acid, sorbitol, phosphoric acid, bisulfite, sodium metabisulfite, thiodipropionic acid and its esters, and dithiocarbamates.

[00150] In one embodiment, the pharmaceutical compositions provided herein for oral administration can be also provided in the forms of liposomes, micelles, microspheres, or nanosystems. Micellar dosage forms can be prepared as described in U.S. Patent No. 6,350,458.

[00151] In one embodiment, the pharmaceutical compositions provided herein for oral administration can be provided as non-effervescent or effervescent, granules and powders, to be reconstituted into a liquid dosage form. Pharmaceutically acceptable carriers and excipients used in the non-effervescent granules or powders may include diluents, sweeteners, and wetting agents. Pharmaceutically acceptable carriers and excipients used in the effervescent granules or powders may include organic acids and a source of carbon dioxide.

[00152] In one embodiment, coloring and flavoring agents can be used in all of the above dosage forms.

[00153] In one embodiment, the pharmaceutical compositions provided herein for oral administration can be formulated as immediate or modified release dosage forms, including delayed-, sustained, pulsed-, controlled, targeted-, and programmed-release forms.

2. Parenteral Administration

[00154] In one embodiment, the pharmaceutical compositions provided herein can be administered parenterally by injection, infusion, or implantation, for local or systemic administration. Parenteral administration, as used herein, include intravenous,

intraarterial, intraperitoneal, intrathecal, intraventricular, intraurethral, intrasternal, intracranial, intramuscular, intrasynovial, intravesical, and subcutaneous administration.

[00155] In one embodiment, the pharmaceutical compositions provided herein for parenteral administration can be formulated in any dosage forms that are suitable for parenteral administration, including solutions, suspensions, emulsions, micelles, liposomes, microspheres, nanosystems, and solid forms suitable for solutions or suspensions in liquid prior to injection. Such dosage forms can be prepared according to conventional methods known to those skilled in the art of pharmaceutical science (*see, e.g., Remington: The Science and Practice of Pharmacy, supra*).

[00156] In one embodiment, the pharmaceutical compositions intended for parenteral administration can include one or more pharmaceutically acceptable carriers and excipients, including, but not limited to, aqueous vehicles, water-miscible vehicles, non-aqueous vehicles, antimicrobial agents or preservatives against the growth of microorganisms, stabilizers, solubility enhancers, isotonic agents, buffering agents, antioxidants, local anesthetics, suspending and dispersing agents, wetting or emulsifying agents, complexing agents, sequestering or chelating agents, cryoprotectants, lyoprotectants, thickening agents, pH adjusting agents, and inert gases.

[00157] In one embodiment, suitable aqueous vehicles include, but are not limited to, water, saline, physiological saline or phosphate buffered saline (PBS), sodium chloride injection, Ringers injection, isotonic dextrose injection, sterile water injection, dextrose and lactated Ringers injection. Suitable non-aqueous vehicles include, but are not limited to, fixed oils of vegetable origin, castor oil, corn oil, cottonseed oil, olive oil, peanut oil, peppermint oil, safflower oil, sesame oil, soybean oil, hydrogenated vegetable oils, hydrogenated soybean oil, and medium-chain triglycerides of coconut oil, and palm seed oil. Suitable water-miscible vehicles include, but are not limited to, ethanol, 1,3-butanediol, liquid polyethylene glycol (*e.g.,* polyethylene glycol 300 and polyethylene glycol 400), propylene glycol, glycerin, *N*-methyl-2-pyrrolidone, *N,N*-dimethylacetamide, and dimethyl sulfoxide.

[00158] In one embodiment, suitable antimicrobial agents or preservatives include, but are not limited to, phenols, cresols, mercurials, benzyl alcohol, chlorobutanol, methyl and propyl *p*-hydroxybenzoates, thimerosal, benzalkonium chloride (*e.g.,* benzethonium chloride), methyl- and propyl-parabens, and sorbic acid. Suitable isotonic agents include, but are not limited to, sodium chloride, glycerin, and dextrose. Suitable buffering agents include, but are not limited to, phosphate and citrate. Suitable

antioxidants are those as described herein, including bisulfite and sodium metabisulfite. Suitable local anesthetics include, but are not limited to, procaine hydrochloride. Suitable suspending and dispersing agents are those as described herein, including sodium carboxymethylcellulose, hydroxypropyl methylcellulose, and polyvinylpyrrolidone. Suitable emulsifying agents are those described herein, including polyoxyethylene sorbitan monolaurate, polyoxyethylene sorbitan monooleate 80, and triethanolamine oleate. Suitable sequestering or chelating agents include, but are not limited to EDTA. Suitable pH adjusting agents include, but are not limited to, sodium hydroxide, hydrochloric acid, citric acid, and lactic acid. Suitable complexing agents include, but are not limited to, cyclodextrins, including α -cyclodextrin, β -cyclodextrin, hydroxypropyl- β -cyclodextrin, sulfobutylether- β -cyclodextrin, and sulfobutylether 7- β -cyclodextrin (CAPTISOL[®], CyDex, Lenexa, KS).

[00159] In one embodiment, when the pharmaceutical compositions provided herein are formulated for multiple dosage administration, the multiple dosage parenteral formulations must contain an antimicrobial agent at bacteriostatic or fungistatic concentrations. All parenteral formulations must be sterile, as known and practiced in the art.

[00160] In one embodiment, the pharmaceutical compositions for parenteral administration are provided as ready-to-use sterile solutions. In another embodiment, the pharmaceutical compositions are provided as sterile dry soluble products, including lyophilized powders and hypodermic tablets, to be reconstituted with a vehicle prior to use. In yet another embodiment, the pharmaceutical compositions are provided as ready-to-use sterile suspensions. In yet another embodiment, the pharmaceutical compositions are provided as sterile dry insoluble products to be reconstituted with a vehicle prior to use. In still another embodiment, the pharmaceutical compositions are provided as ready-to-use sterile emulsions.

[00161] In one embodiment, the pharmaceutical compositions provided herein for parenteral administration can be formulated as immediate or modified release dosage forms, including delayed-, sustained, pulsed-, controlled, targeted-, and programmed-release forms.

[00162] In one embodiment, the pharmaceutical compositions provided herein for parenteral administration can be formulated as a suspension, solid, semi-solid, or thixotropic liquid, for administration as an implanted depot. In one embodiment, the

pharmaceutical compositions provided herein are dispersed in a solid inner matrix, which is surrounded by an outer polymeric membrane that is insoluble in body fluids but allows the active ingredient in the pharmaceutical compositions diffuse through.

[00163] In one embodiment, suitable inner matrixes include, but are not limited to, polymethylmethacrylate, polybutyl-methacrylate, plasticized or unplasticized polyvinylchloride, plasticized nylon, plasticized polyethylene terephthalate, natural rubber, polyisoprene, polyisobutylene, polybutadiene, polyethylene, ethylene-vinyl acetate copolymers, silicone rubbers, polydimethylsiloxanes, silicone carbonate copolymers, hydrophilic polymers, such as hydrogels of esters of acrylic and methacrylic acid, collagen, cross-linked polyvinyl alcohol, and cross-linked partially hydrolyzed polyvinyl acetate.

[00164] In one embodiment, suitable outer polymeric membranes include but are not limited to, polyethylene, polypropylene, ethylene/propylene copolymers, ethylene/ethyl acrylate copolymers, ethylene/vinyl acetate copolymers, silicone rubbers, polydimethyl siloxanes, neoprene rubber, chlorinated polyethylene, polyvinylchloride, vinyl chloride copolymers with vinyl acetate, vinylidene chloride, ethylene and propylene, ionomer polyethylene terephthalate, butyl rubber epichlorohydrin rubbers, ethylene/vinyl alcohol copolymer, ethylene/vinyl acetate/vinyl alcohol terpolymer, and ethylene/vinyloxyethanol copolymer.

3. Topical Administration

[00165] In one embodiment, the pharmaceutical compositions provided herein can be administered topically to the skin, orifices, or mucosa. The topical administration, as used herein, includes (intra)dermal, conjunctival, intracorneal, intraocular, ophthalmic, auricular, transdermal, nasal, vaginal, urethral, respiratory, and rectal administration.

[00166] In one embodiment, the pharmaceutical compositions provided herein can be formulated in any dosage forms that are suitable for topical administration for local or systemic effect, including emulsions, solutions, suspensions, creams, gels, hydrogels, ointments, dusting powders, dressings, elixirs, lotions, suspensions, tinctures, pastes, foams, films, aerosols, irrigations, sprays, suppositories, bandages, and dermal patches. The topical formulation of the pharmaceutical compositions provided herein can also comprise liposomes, micelles, microspheres, nanosystems, and mixtures thereof.

[00167] In one embodiment, pharmaceutically acceptable carriers and excipients suitable for use in the topical formulations provided herein include, but are not limited to, aqueous vehicles, water-miscible vehicles, non-aqueous vehicles, antimicrobial agents or preservatives against the growth of microorganisms, stabilizers, solubility enhancers, isotonic agents, buffering agents, antioxidants, local anesthetics, suspending and dispersing agents, wetting or emulsifying agents, complexing agents, sequestering or chelating agents, penetration enhancers, cryoprotectants, lyoprotectants, thickening agents, and inert gases.

[00168] In one embodiment, the pharmaceutical compositions can also be administered topically by electroporation, iontophoresis, phonophoresis, sonophoresis, or microneedle or needle-free injection, such as POWDERJECT™ (Chiron Corp., Emeryville, CA), and BIOJECT™ (Bioject Medical Technologies Inc., Tualatin, OR).

[00169] In one embodiment, the pharmaceutical compositions provided herein can be provided in the forms of ointments, creams, and gels. Suitable ointment vehicles include oleaginous or hydrocarbon vehicles, including lard, benzoinated lard, olive oil, cottonseed oil, and other oils, white petrolatum; emulsifiable or absorption vehicles, such as hydrophilic petrolatum, hydroxystearin sulfate, and anhydrous lanolin; water-removable vehicles, such as hydrophilic ointment; water-soluble ointment vehicles, including polyethylene glycols of varying molecular weight; emulsion vehicles, either water-in-oil (W/O) emulsions or oil-in-water (O/W) emulsions, including cetyl alcohol, glyceryl monostearate, lanolin, and stearic acid (*see, e.g., Remington: The Science and Practice of Pharmacy, supra*). These vehicles are emollient but generally require addition of antioxidants and preservatives.

[00170] In one embodiment, suitable cream base can be oil-in-water or water-in-oil. Suitable cream vehicles may be water-washable, and contain an oil phase, an emulsifier, and an aqueous phase. The oil phase is also called the "internal" phase, which is generally comprised of petrolatum and a fatty alcohol such as cetyl or stearyl alcohol. The aqueous phase usually, although not necessarily, exceeds the oil phase in volume, and generally contains a humectant. The emulsifier in a cream formulation may be a nonionic, anionic, cationic, or amphoteric surfactant.

[00171] In one embodiment, gels are semisolid, suspension-type systems. Single-phase gels contain organic macromolecules distributed substantially uniformly throughout the liquid carrier. Suitable gelling agents include, but are not limited to, crosslinked acrylic acid polymers, such as carbomers, carboxypolyalkylenes, and

CARBOPOL[®]; hydrophilic polymers, such as polyethylene oxides, polyoxyethylene-polyoxypropylene copolymers, and polyvinylalcohol; cellulosic polymers, such as hydroxypropyl cellulose, hydroxyethyl cellulose, hydroxypropyl methylcellulose, hydroxypropyl methylcellulose phthalate, and methylcellulose; gums, such as tragacanth and xanthan gum; sodium alginate; and gelatin. In order to prepare a uniform gel, dispersing agents such as alcohol or glycerin can be added, or the gelling agent can be dispersed by trituration, mechanical mixing, and/or stirring.

[00172] In one embodiment, the pharmaceutical compositions provided herein can be administered rectally, urethrally, vaginally, or perivaginally in the forms of suppositories, pessaries, bougies, poultices or cataplasm, pastes, powders, dressings, creams, plasters, contraceptives, ointments, solutions, emulsions, suspensions, tampons, gels, foams, sprays, or enemas. These dosage forms can be manufactured using conventional processes as described in Remington: *The Science and Practice of Pharmacy*, *supra*.

[00173] In one embodiment, rectal, urethral, and vaginal suppositories are solid bodies for insertion into body orifices, which are solid at ordinary temperatures but melt or soften at body temperature to release the active ingredient(s) inside the orifices. Pharmaceutically acceptable carriers utilized in rectal and vaginal suppositories include bases or vehicles, such as stiffening agents, which produce a melting point in the proximity of body temperature, when formulated with the pharmaceutical compositions provided herein; and antioxidants as described herein, including bisulfite and sodium metabisulfite. Suitable vehicles include, but are not limited to, cocoa butter (theobroma oil), glycerin-gelatin, carbowax (polyoxyethylene glycol), spermaceti, paraffin, white and yellow wax, and appropriate mixtures of mono-, di- and triglycerides of fatty acids, and hydrogels, such as polyvinyl alcohol, hydroxyethyl methacrylate, and polyacrylic acid;. Combinations of the various vehicles can also be used. Rectal and vaginal suppositories may be prepared by compressing or molding. The typical weight of a rectal and vaginal suppository is about 2 to about 3 g.

[00174] In one embodiment, the pharmaceutical compositions provided herein can be administered ophthalmically in the forms of solutions, suspensions, ointments, emulsions, gel-forming solutions, powders for solutions, gels, ocular inserts, and implants.

[00175] In one embodiment, the pharmaceutical compositions provided herein can be administered intranasally or by inhalation to the respiratory tract. The pharmaceutical

compositions can be provided in the form of an aerosol or solution for delivery using a pressurized container, pump, spray, atomizer, such as an atomizer using electrohydrodynamics to produce a fine mist, or nebulizer, alone or in combination with a suitable propellant, such as 1,1,1,2-tetrafluoroethane or 1,1,1,2,3,3,3-heptafluoropropane. The pharmaceutical compositions can also be provided as a dry powder for insufflation, alone or in combination with an inert carrier such as lactose or phospholipids; and nasal drops. For intranasal use, the powder can comprise a bioadhesive agent, including chitosan or cyclodextrin.

[00176] In one embodiment, solutions or suspensions for use in a pressurized container, pump, spray, atomizer, or nebulizer can be formulated to contain ethanol, aqueous ethanol, or a suitable alternative agent for dispersing, solubilizing, or extending release of the active ingredient provided herein; a propellant as solvent; and/or a surfactant, such as sorbitan trioleate, oleic acid, or an oligolactic acid.

[00177] In one embodiment, the pharmaceutical compositions provided herein can be micronized to a size suitable for delivery by inhalation, such as about 50 micrometers or less, or about 10 micrometers or less. Particles of such sizes can be prepared using a comminuting method known to those skilled in the art, such as spiral jet milling, fluid bed jet milling, supercritical fluid processing to form nanoparticles, high pressure homogenization, or spray drying.

[00178] In one embodiment, capsules, blisters, and cartridges for use in an inhaler or insufflator can be formulated to contain a powder mix of the pharmaceutical compositions provided herein; a suitable powder base, such as lactose or starch; and a performance modifier, such as *L*-leucine, mannitol, or magnesium stearate. The lactose may be anhydrous or in the form of the monohydrate. Other suitable excipients or carriers include, but are not limited to, dextran, glucose, maltose, sorbitol, xylitol, fructose, sucrose, and trehalose. The pharmaceutical compositions provided herein for inhaled/intranasal administration can further comprise a suitable flavor, such as menthol and levomenthol; and/or sweeteners, such as saccharin and saccharin sodium.

[00179] In one embodiment, the pharmaceutical compositions provided herein for topical administration can be formulated to be immediate release or modified release, including delayed-, sustained-, pulsed-, controlled-, targeted, and programmed release.

4. Modified Release

[00180] In one embodiment, the pharmaceutical compositions provided herein can be formulated as a modified release dosage form. As used herein, the term “modified release” refers to a dosage form in which the rate or place of release of the active ingredient(s) is different from that of an immediate dosage form when administered by the same route. Modified release dosage forms include, but are not limited to, delayed-, extended-, prolonged-, sustained-, pulsatile-, controlled-, accelerated- and fast-, targeted-, programmed-release, and gastric retention dosage forms. The pharmaceutical compositions in modified release dosage forms can be prepared using a variety of modified release devices and methods known to those skilled in the art, including, but not limited to, matrix controlled release devices, osmotic controlled release devices, multiparticulate controlled release devices, ion-exchange resins, enteric coatings, multilayered coatings, microspheres, liposomes, and combinations thereof. The release rate of the active ingredient(s) can also be modified by varying the particle sizes and polymorphism of the active ingredient(s).

[00181] Examples of modified release include, but are not limited to, those described in U.S. Patent Nos.: 3,845,770; 3,916,899; 3,536,809; 3,598,123; 4,008,719; 5,674,533; 5,059,595; 5,591,767; 5,120,548; 5,073,543; 5,639,476; 5,354,556; 5,639,480; 5,733,566; 5,739,108; 5,891,474; 5,922,356; 5,972,891; 5,980,945; 5,993,855; 6,045,830; 6,087,324; 6,113,943; 6,197,350; 6,248,363; 6,264,970; 6,267,981; 6,376,461; 6,419,961; 6,589,548; 6,613,358; and 6,699,500.

(a) Matrix Controlled Release Devices

[00182] In one embodiment, the pharmaceutical compositions provided herein in a modified release dosage form can be fabricated using a matrix controlled release device known to those skilled in the art (*see, e.g.,* Takada *et al. in* Encyclopedia of Controlled Drug Delivery, Vol. 2, Mathiowitz Ed., Wiley, 1999).

[00183] In certain embodiments, the pharmaceutical compositions provided herein in a modified release dosage form is formulated using an erodible matrix device, which is water-swellaable, erodible, or soluble polymers, including, but not limited to, synthetic polymers, and naturally occurring polymers and derivatives, such as polysaccharides and proteins.

[00184] In one embodiment, materials useful in forming an erodible matrix include, but are not limited to, chitin, chitosan, dextran, and pullulan; gum agar, gum arabic, gum karaya, locust bean gum, gum tragacanth, carrageenans, gum ghatti, guar gum, xanthan gum, and scleroglucan; starches, such as dextrin and maltodextrin; hydrophilic colloids, such as pectin; phosphatides, such as lecithin; alginates; propylene glycol alginate; gelatin; collagen; cellulosics, such as ethyl cellulose (EC), methylethyl cellulose (MEC), carboxymethyl cellulose (CMC), CMEC, hydroxyethyl cellulose (HEC), hydroxypropyl cellulose (HPC), cellulose acetate (CA), cellulose propionate (CP), cellulose butyrate (CB), cellulose acetate butyrate (CAB), CAP, CAT, hydroxypropyl methyl cellulose (HPMC), HPMCP, HPMCAS, hydroxypropyl methyl cellulose acetate trimellitate (HPMCAT), and ethyl hydroxyethyl cellulose (EHEC); polyvinyl pyrrolidone; polyvinyl alcohol; polyvinyl acetate; glycerol fatty acid esters; polyacrylamide; polyacrylic acid; copolymers of ethacrylic acid or methacrylic acid (EUDRAGIT[®], Rohm America, Inc., Piscataway, NJ); poly(2-hydroxyethyl-methacrylate); polylactides; copolymers of L-glutamic acid and ethyl-L-glutamate; degradable lactic acid-glycolic acid copolymers; poly-D-(-)-3-hydroxybutyric acid; and other acrylic acid derivatives, such as homopolymers and copolymers of butylmethacrylate, methyl methacrylate, ethyl methacrylate, ethylacrylate, (2-dimethylaminoethyl)methacrylate, and (trimethylaminoethyl)methacrylate chloride.

[00185] In certain embodiments, the pharmaceutical compositions provided herein are formulated with a non-erodible matrix device. The active ingredient(s) is dissolved or dispersed in an inert matrix and is released primarily by diffusion through the inert matrix once administered. Materials suitable for use as a non-erodible matrix device include, but are not limited to, insoluble plastics, such as polyethylene, polypropylene, polyisoprene, polyisobutylene, polybutadiene, polymethylmethacrylate, polybutylmethacrylate, chlorinated polyethylene, polyvinylchloride, methyl acrylate-methyl methacrylate copolymers, ethylene-vinyl acetate copolymers, ethylene/propylene copolymers, ethylene/ethyl acrylate copolymers, vinyl chloride copolymers with vinyl acetate, vinylidene chloride, ethylene and propylene, ionomer polyethylene terephthalate, butyl rubbers, epichlorohydrin rubbers, ethylene/vinyl alcohol copolymer, ethylene/vinyl acetate/vinyl alcohol terpolymer, ethylene/vinyloxyethanol copolymer, polyvinyl chloride, plasticized nylon, plasticized polyethylene terephthalate, natural rubber, silicone rubbers, polydimethylsiloxanes, and silicone carbonate copolymers; hydrophilic polymers, such as ethyl cellulose, cellulose acetate, crospovidone, and cross-

linked partially hydrolyzed polyvinyl acetate; and fatty compounds, such as carnauba wax, microcrystalline wax, and triglycerides.

[00186] In one embodiment, in a matrix controlled release system, the desired release kinetics can be controlled, for example, via the polymer type employed, the polymer viscosity, the particle sizes of the polymer and/or the active ingredient(s), the ratio of the active ingredient(s) versus the polymer, and other excipients or carriers in the compositions.

[00187] In one embodiment, the pharmaceutical compositions provided herein in a modified release dosage form can be prepared by methods known to those skilled in the art, including direct compression, dry or wet granulation followed by compression, and melt-granulation followed by compression.

(b) Osmotic Controlled Release Devices

[00188] In one embodiment, the pharmaceutical compositions provided herein in a modified release dosage form can be fabricated using an osmotic controlled release device, including, but not limited to, one-chamber system, two-chamber system, asymmetric membrane technology (AMT), and extruding core system (ECS). In general, such devices have at least two components: (a) a core which contains an active ingredient; and (b) a semipermeable membrane with at least one delivery port, which encapsulates the core. The semipermeable membrane controls the influx of water to the core from an aqueous environment of use so as to cause drug release by extrusion through the delivery port(s).

[00189] In one embodiment, in addition to the active ingredient(s), the core of the osmotic device optionally includes an osmotic agent, which creates a driving force for transport of water from the environment of use into the core of the device. One class of osmotic agents is water-swellaable hydrophilic polymers, which are also referred to as "osmopolymers" and "hydrogels." Suitable water-swellaable hydrophilic polymers as osmotic agents include, but are not limited to, hydrophilic vinyl and acrylic polymers, polysaccharides such as calcium alginate, polyethylene oxide (PEO), polyethylene glycol (PEG), polypropylene glycol (PPG), poly(2-hydroxyethyl methacrylate), poly(acrylic) acid, poly(methacrylic) acid, polyvinylpyrrolidone (PVP), crosslinked PVP, polyvinyl alcohol (PVA), PVA/PVP copolymers, PVA/PVP copolymers with hydrophobic monomers such as methyl methacrylate and vinyl acetate, hydrophilic

polyurethanes containing large PEO blocks, sodium croscarmellose, carrageenan, hydroxyethyl cellulose (HEC), hydroxypropyl cellulose (HPC), hydroxypropyl methyl cellulose (HPMC), carboxymethyl cellulose (CMC) and carboxyethyl cellulose (CEC), sodium alginate, polycarbophil, gelatin, xanthan gum, and sodium starch glycolate.

[00190] In one embodiment, the other class of osmotic agents is osmogens, which are capable of imbibing water to affect an osmotic pressure gradient across the barrier of the surrounding coating. Suitable osmogens include, but are not limited to, inorganic salts, such as magnesium sulfate, magnesium chloride, calcium chloride, sodium chloride, lithium chloride, potassium sulfate, potassium phosphates, sodium carbonate, sodium sulfite, lithium sulfate, potassium chloride, and sodium sulfate; sugars, such as dextrose, fructose, glucose, inositol, lactose, maltose, mannitol, raffinose, sorbitol, sucrose, trehalose, and xylitol; organic acids, such as ascorbic acid, benzoic acid, fumaric acid, citric acid, maleic acid, sebacic acid, sorbic acid, adipic acid, edetic acid, glutamic acid, p-toluenesulfonic acid, succinic acid, and tartaric acid; urea; and mixtures thereof.

[00191] In one embodiment, osmotic agents of different dissolution rates can be employed to influence how rapidly the active ingredient(s) is initially delivered from the dosage form. For example, amorphous sugars, such as MANNOGEMTM EZ (SPI Pharma, Lewes, DE) can be used to provide faster delivery during the first couple of hours to promptly produce the desired therapeutic effect, and gradually and continually release of the remaining amount to maintain the desired level of therapeutic or prophylactic effect over an extended period of time. In this case, the active ingredient(s) is released at such a rate to replace the amount of the active ingredient metabolized and excreted.

[00192] In one embodiment, the core can also include a wide variety of other excipients and carriers as described herein to enhance the performance of the dosage form or to promote stability or processing.

[00193] In one embodiment, materials useful in forming the semipermeable membrane include various grades of acrylics, vinyls, ethers, polyamides, polyesters, and cellulosic derivatives that are water-permeable and water-insoluble at physiologically relevant pHs, or are susceptible to being rendered water-insoluble by chemical alteration, such as crosslinking. Examples of suitable polymers useful in forming the coating, include plasticized, unplasticized, and reinforced cellulose acetate (CA), cellulose diacetate, cellulose triacetate, CA propionate, cellulose nitrate, cellulose acetate butyrate (CAB), CA ethyl carbamate, CAP, CA methyl carbamate, CA succinate,

cellulose acetate trimellitate (CAT), CA dimethylaminoacetate, CA ethyl carbonate, CA chloroacetate, CA ethyl oxalate, CA methyl sulfonate, CA butyl sulfonate, CA p-toluene sulfonate, agar acetate, amylose triacetate, beta glucan acetate, beta glucan triacetate, acetaldehyde dimethyl acetate, triacetate of locust bean gum, hydroxylated ethylene-vinylacetate, EC, PEG, PPG, PEG/PPG copolymers, PVP, HEC, HPC, CMC, CMEC, HPMC, HPMCP, HPMCAS, HPMCAT, poly(acrylic) acids and esters and poly-(methacrylic) acids and esters and copolymers thereof, starch, dextran, dextrin, chitosan, collagen, gelatin, polyalkenes, polyethers, polysulfones, polyethersulfones, polystyrenes, polyvinyl halides, polyvinyl esters and ethers, natural waxes, and synthetic waxes.

[00194] In one embodiment, semipermeable membrane can also be a hydrophobic microporous membrane, wherein the pores are substantially filled with a gas and are not wetted by the aqueous medium but are permeable to water vapor, as disclosed in U.S. Patent No. 5,798,119. Such hydrophobic but water-vapor permeable membrane are typically composed of hydrophobic polymers such as polyalkenes, polyethylene, polypropylene, polytetrafluoroethylene, polyacrylic acid derivatives, polyethers, polysulfones, polyethersulfones, polystyrenes, polyvinyl halides, polyvinylidene fluoride, polyvinyl esters and ethers, natural waxes, and synthetic waxes.

[00195] In one embodiment, the delivery port(s) on the semipermeable membrane can be formed post-coating by mechanical or laser drilling. Delivery port(s) can also be formed in situ by erosion of a plug of water-soluble material or by rupture of a thinner portion of the membrane over an indentation in the core. In addition, delivery ports can be formed during coating process, as in the case of asymmetric membrane coatings of the type disclosed in U.S. Patent Nos. 5,612,059 and 5,698,220.

[00196] In one embodiment, the total amount of the active ingredient(s) released and the release rate can substantially be modulated via the thickness and porosity of the semipermeable membrane, the composition of the core, and the number, size, and position of the delivery ports.

[00197] In one embodiment, the pharmaceutical compositions in an osmotic controlled-release dosage form can further comprise additional conventional excipients or carriers as described herein to promote performance or processing of the formulation.

[00198] In one embodiment, the osmotic controlled-release dosage forms can be prepared according to conventional methods and techniques known to those skilled in the art (*see, e.g.,* Remington: *The Science and Practice of Pharmacy, supra*; Santus & Baker, *J. Controlled Release* 1995, 35, 1-21; Verma *et al., Drug Development and*

Industrial Pharmacy 2000, 26, 695-708; Verma *et al.*, *J. Controlled Release* 2002, 79, 7-27).

[00199] In certain embodiments, the pharmaceutical compositions provided herein are formulated as AMT controlled-release dosage form, which comprises an asymmetric osmotic membrane that coats a core comprising the active ingredient(s) and other pharmaceutically acceptable excipients or carriers. *See, e.g.*, U.S. Patent No. 5,612,059 and WO 2002/17918. The AMT controlled-release dosage forms can be prepared according to conventional methods and techniques known to those skilled in the art, including direct compression, dry granulation, wet granulation, and a dip-coating method.

[00200] In certain embodiments, the pharmaceutical compositions provided herein are formulated as ESC controlled-release dosage form, which comprises an osmotic membrane that coats a core comprising the active ingredient(s), a hydroxylethyl cellulose, and other pharmaceutically acceptable excipients or carriers.

(c) Multiparticulate Controlled Release Devices

[00201] In one embodiment, the pharmaceutical compositions provided herein in a modified release dosage form can be fabricated as a multiparticulate controlled release device, which comprises a multiplicity of particles, granules, or pellets, ranging from about 10 μm to about 3 mm, about 50 μm to about 2.5 mm, or from about 100 μm to about 1 mm in diameter. Such multiparticulates can be made by the processes known to those skilled in the art, including wet-and dry-granulation, extrusion/spheronization, roller-compaction, melt-congealing, and by spray-coating seed cores. *See, e.g.*, *Multiparticulate Oral Drug Delivery*; Marcel Dekker: 1994; *Pharmaceutical Pelletization Technology*; Marcel Dekker: 1989.

[00202] In one embodiment, other excipients or carriers as described herein can be blended with the pharmaceutical compositions to aid in processing and forming the multiparticulates. The resulting particles can themselves constitute the multiparticulate device or can be coated by various film-forming materials, such as enteric polymers, water-swellaable, and water-soluble polymers. The multiparticulates can be further processed as a capsule or a tablet.

(d) Targeted Delivery

[00203] In one embodiment, the pharmaceutical compositions provided herein can also be formulated to be targeted to a particular tissue, receptor, or other area of the body of the subject to be treated, including liposome-, resealed erythrocyte-, and antibody-based delivery systems. Examples include, but are not limited to, those disclosed in U.S. Patent Nos. 6,316,652; 6,274,552; 6,271,359; 6,253,872; 6,139,865; 6,131,570; 6,120,751; 6,071,495; 6,060,082; 6,048,736; 6,039,975; 6,004,534; 5,985,307; 5,972,366; 5,900,252; 5,840,674; 5,759,542; and 5,709,874.

5. Kits

[00204] In one embodiment, provided herein are kits which, when used by the medical practitioner, can simplify the administration of appropriate amounts of active ingredients to a subject. In certain embodiments, the kit provided herein includes a container and a dosage form of a compound provided herein, including a single enantiomer or a mixture of enantiomers or diastereomers thereof; or a pharmaceutically acceptable salt, solvate, or prodrug thereof

[00205] In certain embodiments, the kit includes a container comprising a dosage form of the compound provided herein, including a single enantiomer or a mixture of enantiomers or diastereomers thereof; or a pharmaceutically acceptable salt, solvate, or prodrug thereof, in a container comprising one or more other therapeutic agent(s) described herein.

[00206] In one embodiment, active ingredients provided herein are not administered to a patient at the same time or by the same route of administration. In another embodiment, provided are kits which can simplify the administration of appropriate amounts of active ingredients.

[00207] In one embodiment, a kit comprises a dosage form of a compound provided herein. Kits can further comprise one or more second active ingredients as described herein, or a pharmacologically active mutant or derivative thereof, or a combination thereof.

[00208] In other embodiments, kits can further comprise devices that are used to administer the active ingredients. Examples of such devices include, but are not limited to, syringes, drip bags, patches, and inhalers.

[00209] In one embodiment, kits can further comprise cells or blood for transplantation as well as pharmaceutically acceptable vehicles that can be used to administer one or more active ingredients. For example, if an active ingredient is provided in a solid form that must be reconstituted for parenteral administration, the kit can comprise a sealed container of a suitable vehicle in which the active ingredient can be dissolved to form a particulate-free sterile solution that is suitable for parenteral administration. Examples of pharmaceutically acceptable vehicles include, but are not limited to: Water for Injection USP; aqueous vehicles such as, but not limited to, Sodium Chloride Injection, Ringer's Injection, Dextrose Injection, Dextrose and Sodium Chloride Injection, and Lactated Ringer's Injection; water-miscible vehicles such as, but not limited to, ethyl alcohol, polyethylene glycol, and polypropylene glycol; and non-aqueous vehicles such as, but not limited to, corn oil, cottonseed oil, peanut oil, sesame oil, ethyl oleate, isopropyl myristate, and benzyl benzoate.

[00210] In one embodiment, the compounds provided herein can also be provided as an article of manufacture using packaging materials well known to those of skill in the art. *See, e.g.*, U.S. Patent Nos. 5,323,907; 5,052,558; and 5,033,252. Examples of pharmaceutical packaging materials include, but are not limited to, blister packs, bottles, tubes, inhalers, pumps, bags, vials, containers, syringes, and any packaging material suitable for a selected formulation and intended mode of administration and treatment.

E. Methods of Use

1. *In vitro* Assays and *in vivo* Assays

[00211] In one embodiment, provided herein is a method of inhibiting or reducing the activity of eIF4E. In one embodiment, the method comprises downregulating cap-dependent protein translation initiation with a compound provided herein, *e.g.*, a compound of formula (I). In one embodiment, without being limited by a particular theory, the method comprises contacting a compound provided herein, *e.g.*, a compound of formula (I), with one or more molecular targets in the translation initiation complex eIF4F, which comprises eIF4E, eIF4G (a scaffold protein), and eIF4A (an RNA helicase). In one embodiment, without being limited by a particular theory, the method comprises disrupting the interaction between eIF4E and the 7-methylguanosine 5' cap with a compound provided herein, *e.g.*, a compound of formula (I). In one embodiment, the method provided herein comprises selectively downregulating cap-dependent protein

translation initiation with a compound provided herein, *e.g.*, a compound of formula (I). In one embodiment, the compound provided herein has minimal on-target toxicity. In one embodiment, the compound provided herein has a large therapeutic index. In one embodiment, the compound provided herein inhibits cancer growth while having minimal toxicity in normal cells.

[00212] In one embodiment, the compound selectively targets the cap-dependent protein translation pathway. In one embodiment, without being limited by a particular theory, the compound selectively disrupts the eIF4F complex.

[00213] In one embodiment, provided herein is a method of inhibiting or reducing the activity of the Hedgehog pathway. In one embodiment, the method comprises contacting one or more receptors in the Hedgehog pathway with a compound provided herein, *e.g.*, a compound of formula (I). In one embodiment, the method comprises contacting Smoothened in the Hedgehog pathway with a compound provided herein, *e.g.*, a compound of formula (I). In one embodiment, the method comprises contacting Patched in the Hedgehog pathway with a compound provided herein, *e.g.*, a compound of formula (I).

[00214] In one embodiment, the compound selectively targets the Hedgehog pathway.

[00215] In one embodiment, the compound selectively targets the cap-dependent protein translation pathway and the Hedgehog pathway.

[00216] In one embodiment, provided herein are methods comprising the step of contacting a compound provided herein with one or more cells of a certain type of cancer, including but not limited to, breast cancer (*e.g.*, triple negative breast cancer, ER+ breast cancer, or ER- breast cancer), basal cell carcinoma, skin cancer, lung cancer, small cell lung cancer, non-small cell lung cancer, brain cancer, medulloblastoma, glioblastoma, colorectal cancer, ovarian cancer, liver cancer, pancreatic cancer (*e.g.*, carcinoma, angiosarcoma, adenocarcinoma), gastric cancer, gastroesophageal junction cancer, prostate cancer, cervical cancer, bladder cancer, head and neck cancer, lymphoma (*e.g.*, mantle cell lymphoma, diffuse large B-cell lymphoma), solid tumors that cannot be removed by surgery, locally advanced solid tumors, metastatic solid tumors, leukemia (*e.g.*, acute myeloid leukemia (AML), acute lymphoblastic leukemia (ALL), or chronic myeloid leukemia (CML)), or recurrent or refractory tumors. In one embodiment, provided herein are methods comprising the step of contacting a compound provided herein with one or more cells of a certain type of disorder, including but not limited to, basal cell nevus syndrome (Gorlin syndrome). In one embodiment,

provided herein are methods comprising the step of contacting a compound provided herein with one or more cells of a certain type of disorder, including but not limited to, basal cell carcinoma associated with Gorlin syndrome. In certain embodiments, the methods may be conducted *in vivo*, *in vitro*, and/or *ex vivo*. In certain embodiments, the methods may be conducted in an animal, *e.g.*, mice or rats. In certain embodiments, the methods provided herein further comprise the step of implanting a certain cancer cell type (*e.g.*, breast cancer) in an animal (*e.g.*, mice or rats) using a method known in the art, followed by the step of treating the animal with a compound provided herein. The time between the implanting step and the treatment step may vary to allow the establishment and/or metastasis of cancer in the animal.

[00217] In one embodiment, the compound provided herein modulates secreted cytokines from activated peripheral blood mononuclear cells (PBMCs) and augments cytotoxicity in certain cancer cell lines, including, but not limited to, MDA-MB-468 (triple negative breast cancer), XPA-1 (pancreatic cancer), and Panc-1 (pancreatic cancer).

[00218] In one embodiment, the cells are sensitive to a compound provided herein, *e.g.*, a compound of formula (I), or an enantiomer, a mixture of enantiomers or a mixture of diastereomers thereof, wherein the EC_{50} of the compound is less than about 0.001 μ M, less than about 0.005 μ M, less than about 0.01 μ M, less than about 0.05 μ M, less than about 0.1 μ M, less than about 0.3 μ M, less than about 0.5 μ M, less than about 0.7 μ M, less than about 1 μ M, less than about 3 μ M, less than about 5 μ M, less than about 10 μ M, less than about 15 μ M, or less than about 30 μ M. In one embodiment, the cells are sensitive to a compound provided herein, *e.g.*, a compound of formula (I), or an enantiomer, a mixture of enantiomers or a mixture of diastereomers thereof, where the EC_{50} of the compound is between about 0.001 μ M and about 30 μ M, between about 0.01 μ M and about 30 μ M, between about 0.1 μ M and about 30 μ M, between about 1 μ M and about 30 μ M, between about 3 μ M and about 30 μ M, or between about 10 μ M and about 30 μ M. In one embodiment, the cells are sensitive to a compound provided herein, *e.g.*, a compound of formula (I), or an enantiomer, a mixture of enantiomers or a mixture of diastereomers thereof, wherein the EC_{50} of the compound is about 0.001 μ M, about 0.005 μ M, about 0.01 μ M, about 0.05 μ M, about 0.1 μ M, about 0.3 μ M, about 0.5 μ M, about 0.7 μ M, about 1 μ M, about 3 μ M, about 5 μ M, about 10 μ M, about 15 μ M, about 30 μ M, or greater than 30 μ M.

2. Treatment, Prevention, and/or Amelioration of Disorders

[00219] In one embodiment, provided herein is a method of treating, preventing, or ameliorating one or more symptoms of a disorder mediated by cap-dependent protein translation, comprising administering a compound provided herein, *e.g.*, a compound of formula (I), or an enantiomer, a mixture of enantiomers, or a mixture of two or more diastereomers thereof, or a pharmaceutically acceptable salt, solvate, hydrate, or prodrug thereof, or a pharmaceutical composition provided herein. In one embodiment, provided herein is a method of treating, preventing, or ameliorating one or more symptoms of a disorder mediated by eIF4E, comprising administering a compound provided herein, *e.g.*, a compound of formula (I), or an enantiomer, a mixture of enantiomers, or a mixture of two or more diastereomers thereof, or a pharmaceutically acceptable salt, solvate, hydrate, or prodrug thereof, or a pharmaceutical composition provided herein. A method of treating, preventing, or ameliorating one or more symptoms of a disorder mediated by the Hedgehog pathway, comprising administering a compound provided herein, *e.g.*, a compound of formula (I), or an enantiomer, a mixture of enantiomers, or a mixture of two or more diastereomers thereof, or a pharmaceutically acceptable salt, solvate, hydrate, or prodrug thereof, or a pharmaceutical composition provided herein. In one embodiment, the disorder is cancer, a proliferative disorder, breast cancer, triple negative breast cancer, ER+ breast cancer, ER- breast cancer, basal cell nevus syndrome (Gorlin syndrome), basal cell carcinoma, skin cancer, lung cancer, small cell lung cancer, non-small cell lung cancer, brain cancer, medulloblastoma, glioblastoma, colorectal cancer, ovarian cancer, liver cancer, pancreatic cancer, pancreatic carcinoma, pancreatic angiosarcoma, pancreatic adenocarcinoma, gastric cancer, gastroesophageal junction cancer, prostate cancer, cervical cancer, bladder cancer, head and neck cancer, lymphoma, mantle cell lymphoma, diffuse large B-cell lymphoma, solid tumors that cannot be removed by surgery, locally advanced solid tumors, metastatic solid tumors, leukemia, acute myeloid leukemia (AML), acute lymphoblastic leukemia (ALL), chronic myeloid leukemia (CML), or recurrent or refractory tumors. In one embodiment, the disorder is basal cell carcinoma associated with Gorlin syndrome.

[00220] In one embodiment, provided herein is a method for the treatment, prevention, or amelioration of one or more symptoms of a disorder, such as cancer, a proliferative disorder, or a disorder mediated by angiogenesis, in a subject, comprising administering to the subject a therapeutically effective amount of a compound provided

herein, *e.g.*, a compound of formula (I), or an enantiomer, a mixture of enantiomers or a mixture of diastereomers thereof, or a pharmaceutically acceptable salt, solvate, hydrate or prodrug thereof. In one embodiment, the subject is a human. In one embodiment, the subject is a mammal. In one embodiment, the subject is a rodent, such as, *e.g.*, mice or rats. In one embodiment, the subject is a primate. In one embodiment, the subject is a non-human primate, a farm animal such as cattle, a sport animal such as horses, or a pet such as dogs or cats.

[00221] In one embodiment, provided herein is use of a compound, *e.g.*, a compound of formula (I), or an enantiomer, a mixture of enantiomers or a mixture of diastereomers thereof, or a pharmaceutically acceptable salt, solvate, hydrate or prodrug thereof, or a pharmaceutical composition comprising the compound, in the manufacture of a medicament for the treatment, prevention, or amelioration of a disorder provided herein. In one embodiment, provided herein is a compound, *e.g.*, a compound of formula (I), or an enantiomer, a mixture of enantiomers or a mixture of diastereomers thereof, or a pharmaceutically acceptable salt, solvate, hydrate or prodrug thereof, or a pharmaceutical composition comprising the compound, for use in the treatment, prevention, or amelioration of a disorder provided herein. In one embodiment, the disorder is cancer. In one embodiment, the disorder is a proliferative disorder. In one embodiment, provided herein is use of a compound, *e.g.*, a compound of formula (I), or an enantiomer, a mixture of enantiomers or a mixture of diastereomers thereof, or a pharmaceutically acceptable salt, solvate, hydrate or prodrug thereof, or a pharmaceutical composition comprising the compound, in the manufacture of a medicament for the treatment of cancer.

[00222] In one embodiment, the disorder that can be treated, prevented, or ameliorated is a disorder, disease, or condition associated with eIF4E levels in a subject, comprising administering to the subject a therapeutically effective amount of a compound provided herein, *e.g.*, a compound of formula (I), or an enantiomer, a mixture of enantiomers or a mixture of diastereomers thereof, or a pharmaceutically acceptable salt, solvate, hydrate or prodrug thereof. In one embodiment, the disorder that can be treated, prevented, or ameliorated is a disorder, disease, or condition associated with cap-dependent protein translation initiation in a subject, comprising administering to the subject a therapeutically effective amount of a compound provided herein, *e.g.*, a compound of formula (I), or an enantiomer, a mixture of enantiomers or a mixture of diastereomers thereof, or a pharmaceutically acceptable salt, solvate, hydrate or prodrug

thereof. In one embodiment, the disorder that can be treated, prevented, or ameliorated is a disorder, disease, or condition responsive to the modulation of eIF4E levels in a subject, comprising administering to the subject a therapeutically effective amount of a compound provided herein, *e.g.*, a compound of formula (I), or an enantiomer, a mixture of enantiomers or a mixture of diastereomers thereof, or a pharmaceutically acceptable salt, solvate, hydrate or prodrug thereof. In one embodiment, the disorder that can be treated, prevented, or ameliorated is a disorder, disease, or condition mediated by eIF4F complex in a subject, comprising administering to the subject a therapeutically effective amount of a compound provided herein, *e.g.*, a compound of formula (I), or an enantiomer, a mixture of enantiomers or a mixture of diastereomers thereof, or a pharmaceutically acceptable salt, solvate, hydrate or prodrug thereof.

[00223] In one embodiment, the disorder that can be treated, prevented, or ameliorated is a disorder, disease, or condition associated with the activity of the Hedgehog pathway in a subject, comprising administering to the subject a therapeutically effective amount of a compound provided herein, *e.g.*, a compound of formula (I), or an enantiomer, a mixture of enantiomers or a mixture of diastereomers thereof, or a pharmaceutically acceptable salt, solvate, hydrate or prodrug thereof. In one embodiment, the disorder that can be treated, prevented, or ameliorated is a disorder, disease, or condition responsive to the modulation of the Hedgehog pathway in a subject, comprising administering to the subject a therapeutically effective amount of a compound provided herein, *e.g.*, a compound of formula (I), or an enantiomer, a mixture of enantiomers or a mixture of diastereomers thereof, or a pharmaceutically acceptable salt, solvate, hydrate or prodrug thereof. In one embodiment, the disorder that can be treated, prevented, or ameliorated is a disorder, disease, or condition mediated by the Hedgehog pathway in a subject, comprising administering to the subject a therapeutically effective amount of a compound provided herein, *e.g.*, a compound of formula (I), or an enantiomer, a mixture of enantiomers or a mixture of diastereomers thereof, or a pharmaceutically acceptable salt, solvate, hydrate or prodrug thereof.

[00224] In one embodiment, the disorder that can be treated, prevented, or ameliorated is cancer or a proliferative disorder, including but not limited to, breast cancer (*e.g.*, triple negative breast cancer, ER+ breast cancer, or ER- breast cancer), basal cell carcinoma, skin cancer, lung cancer, small cell lung cancer, non-small cell lung cancer, brain cancer, medulloblastoma, glioblastoma, colorectal cancer, ovarian cancer, liver cancer, pancreatic cancer (*e.g.*, carcinoma, angiosarcoma, adenosarcoma),

gastric cancer, gastroesophageal junction cancer, prostate cancer, cervical cancer, bladder cancer, head and neck cancer, lymphoma (*e.g.*, mantle cell lymphoma, diffuse large B-cell lymphoma), solid tumors that cannot be removed by surgery, locally advanced solid tumors, metastatic solid tumors, leukemia (*e.g.*, acute myeloid leukemia (AML), acute lymphoblastic leukemia (ALL), or chronic myeloid leukemia (CML)), or recurrent or refractory tumors. In one embodiment, the disorder that can be treated, prevented, or ameliorated includes, but is not limited to, basal cell nevus syndrome (Gorlin syndrome). In one embodiment, the disorder that can be treated, prevented, or ameliorated includes, but is not limited to, basal cell carcinoma associated with Gorlin syndrome.

[00225] In one embodiment, the compounds provided herein inhibit or reduce the activity of the hedgehog signaling pathway and are useful for the treatment of cancers associated with aberrant hedgehog signaling, such as, *e.g.*, when Ptc fails to, or inadequately, represses Smo (Ptc loss-of-function phenotype) and/or when Smo is active regardless of Ptc repression (Smo gain-of-function phenotype). In one embodiment, examples of such cancer types include, but are not limited to, basal cell carcinoma, neuroectodermal tumors such as medulloblastoma, meningioma, hemangioma, glioblastoma, pancreatic adenocarcinoma, squamous lung carcinoma, small-cell lung carcinoma, non-small cell lung carcinoma, chondrosarcoma, breast carcinoma, rhabdomyosarcoma, oesophageal cancer, stomach cancer, biliary tract cancer, renal carcinoma, and thyroid carcinoma. In one embodiment, the compounds provided herein may be administered prior to, concomitantly with, or following the administration of other anticancer treatments, such as, *e.g.*, radiation therapy or chemotherapy, as described herein elsewhere.

[00226] In one embodiment, the compounds provided herein inhibit angiogenesis and are useful in the treatment of diseases or conditions mediated by angiogenesis. In one embodiment, the compounds provided herein are useful for treating tumors, *e.g.*, solid tumors, such as, *e.g.*, colon, lung, pancreatic, ovarian, breast and glioma. In one embodiment, the compounds provided herein are useful for treating macular degeneration, such as, *e.g.*, wet age-related macular degeneration. In one embodiment, the compounds provided herein are useful for treating inflammatory/immune diseases, such as, *e.g.*, Crohn's disease, inflammatory bowel disease, Sjogren's syndrome, asthma, organ transplant rejection, systemic lupus erythmatoses, rheumatoid arthritis, psoriatic

arthritis, psoriasis, and multiple sclerosis. In one embodiment, the compounds provided herein are useful as a depilatory.

[00227] In one embodiment, the method provided herein comprises the step of identifying in a subject the presence of a certain type of cancer. In one embodiment, the method provided herein comprises the step of identifying in a subject the presence of a type of cancer that is sensitive to eIF4E modulation. In one embodiment, the method provided herein comprises the step of identifying in a subject the presence of a type of cancer that is sensitive to the modulation of hedgehog signaling pathway activity. In one embodiment, the method provided herein comprises the step of administering a compound provided herein, *e.g.*, a compound of formula (I), or an enantiomer, a mixture of enantiomers or a mixture of diastereomers thereof, or a pharmaceutically acceptable salt, solvate, hydrate or prodrug thereof, to a subject having a certain type of cancer.

[00228] In one embodiment, provided herein are methods of treating, preventing, or ameliorating cancer in the primary tumor, in the lymph nodes, and/or after distant metastasis, comprising administering a compound provided herein, *e.g.*, a compound of formula (I), or an enantiomer, a mixture of enantiomers or a mixture of diastereomers thereof, or a pharmaceutically acceptable salt, solvate, hydrate or prodrug thereof, to a subject in need thereof. In one embodiment, provided herein are methods of treating, preventing, or ameliorating cancer in the primary tumor, comprising administering a compound provided herein, *e.g.*, a compound of formula (I), or an enantiomer, a mixture of enantiomers or a mixture of diastereomers thereof, or a pharmaceutically acceptable salt, solvate, hydrate or prodrug thereof, to a subject in need thereof. In one embodiment, provided herein are methods of treating, preventing, or ameliorating cancer in the lymph nodes, comprising administering a compound provided herein, *e.g.*, a compound of formula (I), or an enantiomer, a mixture of enantiomers or a mixture of diastereomers thereof, or a pharmaceutically acceptable salt, solvate, hydrate or prodrug thereof, to a subject in need thereof. In one embodiment, provided herein are methods of treating, preventing, or ameliorating cancer after distant metastasis, comprising administering a compound provided herein, *e.g.*, a compound of formula (I), or an enantiomer, a mixture of enantiomers or a mixture of diastereomers thereof, or a pharmaceutically acceptable salt, solvate, hydrate or prodrug thereof, to a subject in need thereof.

[00229] In one embodiment, provided herein are methods of treating, preventing, or ameliorating cancer in a subject having surgically resectable cancer, locally advanced

cancer, regionally advanced cancer, and/or distant metastatic cancer, comprising administering a compound provided herein, *e.g.*, a compound of formula (I), or an enantiomer, a mixture of enantiomers or a mixture of diastereomers thereof, or a pharmaceutically acceptable salt, solvate, hydrate or prodrug thereof, to a subject in need thereof. In one embodiment, provided herein are methods of treating, preventing, or ameliorating cancer in a subject having surgically resectable cancer, comprising administering a compound provided herein, *e.g.*, a compound of formula (I), or an enantiomer, a mixture of enantiomers or a mixture of diastereomers thereof, or a pharmaceutically acceptable salt, solvate, hydrate or prodrug thereof, to a subject in need thereof. In one embodiment, provided herein are methods of treating, preventing, or ameliorating cancer in a subject having locally advanced cancer, comprising administering a compound provided herein, *e.g.*, a compound of formula (I), or an enantiomer, a mixture of enantiomers or a mixture of diastereomers thereof, or a pharmaceutically acceptable salt, solvate, hydrate or prodrug thereof, to a subject in need thereof. In one embodiment, provided herein are methods of treating, preventing, or ameliorating cancer in a subject having regionally advanced cancer, comprising administering a compound provided herein, *e.g.*, a compound of formula (I), or an enantiomer, a mixture of enantiomers or a mixture of diastereomers thereof, or a pharmaceutically acceptable salt, solvate, hydrate or prodrug thereof, to a subject in need thereof. In one embodiment, provided herein are methods of treating, preventing, or ameliorating cancer in a subject having distant metastatic cancer, comprising administering a compound provided herein, *e.g.*, a compound of formula (I), or an enantiomer, a mixture of enantiomers or a mixture of diastereomers thereof, or a pharmaceutically acceptable salt, solvate, hydrate or prodrug thereof, to a subject in need thereof.

[00230] In one embodiment, provided herein are methods of treating, preventing, or ameliorating breast cancer comprising administering a compound provided herein, *e.g.*, a compound of formula (I), or an enantiomer, a mixture of enantiomers or a mixture of diastereomers thereof, or a pharmaceutically acceptable salt, solvate, hydrate or prodrug thereof, to a subject having breast cancer. In one embodiment, provided herein is a method of treating, preventing, or ameliorating triple negative breast cancer comprising administering a compound provided herein, *e.g.*, a compound of formula (I), or an enantiomer, a mixture of enantiomers or a mixture of diastereomers thereof, or a pharmaceutically acceptable salt, solvate, hydrate or prodrug thereof.

[00231] In one embodiment, provided herein are methods of treating, preventing, or ameliorating certain stages of breast cancer, including but not limited to, Stage 0, Stage I, Stage IIA, Stage IIB, Stage IIIA, Stage IIIB, Stage IIIC, and Stage IV, by administering a compound provided herein, *e.g.*, a compound of formula (I), or an enantiomer, a mixture of enantiomers or a mixture of diastereomers thereof, or a pharmaceutically acceptable salt, solvate, hydrate or prodrug thereof, to a subject in need thereof. The staging of breast cancer may be defined according to methods known in the art, for example, according to the guidelines provided by the American Joint Committee on Cancer (AJCC). In one embodiment, the staging of breast cancer is designated and grouped based on the TNM classification, *i.e.*, a classification based on the status of primary tumor (*e.g.*, TX, T0, Tis, T1, T2, T3, T4), regional lymph nodes (*e.g.*, NX, N0, N1, N2, N3), and/or distant metastasis (*e.g.*, MX, M0, M1), in a subject having breast cancer. *See, e.g.*, Breast *in*: American Joint Committee on Cancer: AJCC Cancer Staging Manual, 6th ed., New York, NY, Springer, 2002, 171–80.

[00232] In one embodiment, provided herein are methods for treating subjects having breast cancer, including, *e.g.*, particular breast cancer subtypes, using a compound provided herein, *e.g.*, a compound of formula (I), or an enantiomer, a mixture of enantiomers or a mixture of diastereomers thereof, or a pharmaceutically acceptable salt, solvate, hydrate or prodrug thereof. In one embodiment, the tumor is estrogen receptor-negative, progesterone receptor-negative and HER2-negative. In one embodiment, provided herein are methods comprising the step of identifying in a subject the presence of a particular type of breast cancer, including *e.g.*, triple negative breast cancer, and the step of administering a compound provided herein, *e.g.*, a compound of formula (I), or an enantiomer, a mixture of enantiomers or a mixture of diastereomers thereof, or a pharmaceutically acceptable salt, solvate, hydrate or prodrug thereof, to the subject.

[00233] In one embodiment, the disorders, diseases, or conditions treatable with a compound provided herein, include, but are not limited to, (1) inflammatory or allergic diseases, including systemic anaphylaxis and hypersensitivity disorders, atopic dermatitis, urticaria, drug allergies, insect sting allergies, food allergies (including celiac disease and the like), and mastocytosis; (2) inflammatory bowel diseases, including Crohn's disease, ulcerative colitis, ileitis, and enteritis; (3) vasculitis, and Behcet's syndrome; (4) psoriasis and inflammatory dermatoses, including dermatitis, eczema, atopic dermatitis, allergic contact dermatitis, urticaria, viral cutaneous pathologies including those derived from human papillomavirus, HIV or RLV infection, bacterial,

flugal, and other parasital cutaneous pathologies, and cutaneous lupus erythematosus; (5) asthma and respiratory allergic diseases, including allergic asthma, exercise induced asthma, allergic rhinitis, otitis media, allergic conjunctivitis, hypersensitivity lung diseases, and chronic obstructive pulmonary disease; (6) autoimmune diseases, including arthritis (including rheumatoid and psoriatic), systemic lupus erythematosus, type I diabetes, myasthenia gravis, multiple sclerosis, Graves' disease, and glomerulonephritis; (7) graft rejection (including allograft rejection and graft-v-host disease), *e.g.*, skin graft rejection, solid organ transplant rejection, bone marrow transplant rejection; (8) fever; (9) cardiovascular disorders, including acute heart failure, hypotension, hypertension, angina pectoris, myocardial infarction, cardiomyopathy, congestive heart failure, atherosclerosis, coronary artery disease, restenosis, and vascular stenosis; (10) cerebrovascular disorders, including traumatic brain injury, stroke, ischemic reperfusion injury and aneurysm; (11) cancers of the breast, skin, prostate, cervix, uterus, ovary, testes, bladder, lung, liver, larynx, oral cavity, colon and gastrointestinal tract (*e.g.*, esophagus, stomach, pancreas), brain, thyroid, blood, and lymphatic system; (12) fibrosis, connective tissue disease, and sarcoidosis, (13) genital and reproductive conditions, including erectile dysfunction; (14) gastrointestinal disorders, including gastritis, ulcers, nausea, pancreatitis, and vomiting; (15) neurologic disorders, including Alzheimer's disease; (16) sleep disorders, including insomnia, narcolepsy, sleep apnea syndrome, and Pickwick Syndrome; (17) pain; (18) renal disorders; (19) ocular disorders, including glaucoma,; and (20) infectious diseases, including HIV.

[00234] In one embodiment, the cancer treatable with the methods provided herein includes, but is not limited to, (1) leukemias, including, but not limited to, acute leukemia, acute lymphocytic leukemia, acute myelocytic leukemias such as myeloblastic, promyelocytic, myelomonocytic, monocytic, erythroleukemia leukemias and myelodysplastic syndrome or a symptom thereof (such as anemia, thrombocytopenia, neutropenia, bicytopenia or pancytopenia), refractory anemia (RA), RA with ringed sideroblasts (RARS), RA with excess blasts (RAEB), RAEB in transformation (RAEB-T), preleukemia, and chronic myelomonocytic leukemia (CMML), (2) chronic leukemias, including, but not limited to, chronic myelocytic (granulocytic) leukemia, chronic lymphocytic leukemia, and hairy cell leukemia; (3) polycythemia vera; (4) lymphomas, including, but not limited to, Hodgkin's disease and non-Hodgkin's disease; (5) multiple myelomas, including, but not limited to, smoldering multiple myeloma, nonsecretory myeloma, osteosclerotic myeloma, plasma cell

leukemia, solitary plasmacytoma, and extramedullary plasmacytoma; (6) Waldenström's macroglobulinemia; (7) monoclonal gammopathy of undetermined significance; (8) benign monoclonal gammopathy; (9) heavy chain disease; (10) bone and connective tissue sarcomas, including, but not limited to, bone sarcoma, osteosarcoma, chondrosarcoma, Ewing's sarcoma, malignant giant cell tumor, fibrosarcoma of bone, chordoma, periosteal sarcoma, soft-tissue sarcomas, angiosarcoma (hemangiosarcoma), fibrosarcoma, Kaposi's sarcoma, leiomyosarcoma, liposarcoma, lymphangiosarcoma, metastatic cancers, neurilemmoma, rhabdomyosarcoma, and synovial sarcoma; (11) brain tumors, including, but not limited to, glioma, astrocytoma, brain stem glioma, ependymoma, oligodendroglioma, nonglial tumor, acoustic neurinoma, craniopharyngioma, medulloblastoma, meningioma, pineocytoma, pineoblastoma, and primary brain lymphoma; (12) breast cancer, including, but not limited to, adenocarcinoma, lobular (small cell) carcinoma, intraductal carcinoma, medullary breast cancer, mucinous breast cancer, tubular breast cancer, papillary breast cancer, primary cancers, Paget's disease, and inflammatory breast cancer; (13) adrenal cancer, including, but not limited to, pheochromocytom and adrenocortical carcinoma; (14) thyroid cancer, including, but not limited to, papillary or follicular thyroid cancer, medullary thyroid cancer, and anaplastic thyroid cancer; (15) pancreatic cancer, including, but not limited to, insulinoma, gastrinoma, glucagonoma, vipoma, somatostatin-secreting tumor, and carcinoid or islet cell tumor; (16) pituitary cancer, including, but limited to, Cushing's disease, prolactin-secreting tumor, acromegaly, and diabetes insipius; (17) eye cancer, including, but not limited, to ocular melanoma such as iris melanoma, choroidal melanoma, and ciliary body melanoma, and retinoblastoma; (18) vaginal cancer, including, but not limited to, squamous cell carcinoma, adenocarcinoma, and melanoma; (19) vulvar cancer, including, but not limited to, squamous cell carcinoma, melanoma, adenocarcinoma, basal cell carcinoma, sarcoma, and Paget's disease; (20) cervical cancers, including, but not limited to, squamous cell carcinoma, and adenocarcinoma; (21) uterine cancer, including, but not limited to, endometrial carcinoma and uterine sarcoma; (22) ovarian cancer, including, but not limited to, ovarian epithelial carcinoma, borderline tumor, germ cell tumor, and stromal tumor; (23) esophageal cancer, including, but not limited to, squamous cancer, adenocarcinoma, adenoid cystic carcinoma, mucoepidermoid carcinoma, adenosquamous carcinoma, sarcoma, melanoma, plasmacytoma, verrucous carcinoma, and oat cell (small cell) carcinoma; (24) stomach cancer, including, but not limited to, adenocarcinoma, fungating

(polypoid), ulcerating, superficial spreading, diffusely spreading, malignant lymphoma, liposarcoma, fibrosarcoma, and carcinosarcoma; (25) colon cancer; (26) rectal cancer; (27) liver cancer, including, but not limited to, hepatocellular carcinoma and hepatoblastoma; (28) gallbladder cancer, including, but not limited to, adenocarcinoma; (29) cholangiocarcinomas, including, but not limited to, papillary, nodular, and diffuse; (30) lung cancer, including, but not limited to, non-small cell lung cancer, squamous cell carcinoma (epidermoid carcinoma), adenocarcinoma, large-cell carcinoma, and small-cell lung cancer; (31) testicular cancer, including, but not limited to, germinal tumor, seminoma, anaplastic, classic (typical), spermatocytic, nonseminoma, embryonal carcinoma, teratoma carcinoma, and choriocarcinoma (yolk-sac tumor); (32) prostate cancer, including, but not limited to, adenocarcinoma, leiomyosarcoma, and rhabdomyosarcoma; (33) penile cancer; (34) oral cancer, including, but not limited to, squamous cell carcinoma; (35) basal cancer; (36) salivary gland cancer, including, but not limited to, adenocarcinoma, mucoepidermoid carcinoma, and adenoidcystic carcinoma; (37) pharynx cancer, including, but not limited to, squamous cell cancer and verrucous; (38) skin cancer, including, but not limited to, basal cell carcinoma, squamous cell carcinoma and melanoma, superficial spreading melanoma, nodular melanoma, lentigo malignant melanoma, and acral lentiginous melanoma; (39) kidney cancer, including, but not limited to, renal cell cancer, adenocarcinoma, hypernephroma, fibrosarcoma, and transitional cell cancer (renal pelvis and/or ureter); (40) Wilms' tumor; (41) bladder cancer, including, but not limited to, transitional cell carcinoma, squamous cell cancer, adenocarcinoma, and carcinosarcoma; and other cancer, including, not limited to, myxosarcoma, osteogenic sarcoma, endotheliosarcoma, lymphangio-endotheliosarcoma, mesothelioma, synovioma, hemangioblastoma, epithelial carcinoma, cystadenocarcinoma, bronchogenic carcinoma, sweat gland carcinoma, sebaceous gland carcinoma, papillary carcinoma, and papillary adenocarcinomas (*See Fishman et al.*, 1985, *Medicine*, 2d Ed., J.B. Lippincott Co., Philadelphia and Murphy *et al.*, 1997, *Informed Decisions: The Complete Book of Cancer Diagnosis, Treatment, and Recovery*, Viking Penguin, Penguin Books U.S.A., Inc., United States of America).

[00235] Particular embodiments provide treating a subject having cancer using one or more of the methods provided herein, together with surgery. Particular embodiments provide treating a subject having cancer using one or more of the methods provided herein, together with chemotherapy. Particular embodiments provide treating a subject

having cancer using one or more of the methods provided herein, together with immunotherapy. Particular embodiments provide treating a subject having cancer using one or more of the methods provided herein, together with targeted therapy. Particular embodiments provide treating a subject having cancer using one or more of the methods provided herein, together with radiation therapy. Particular embodiments provide treating a subject having cancer using one or more of the methods provided herein, together with two or more of the treatments selected from surgery, chemotherapy, immunotherapy, targeted therapy, and radiation therapy.

[00236] In certain embodiments, the subject to be treated with one of the methods provided herein has not been treated with anticancer therapy prior to the administration of a compound provided herein. In certain embodiments, the subject to be treated with one of the methods provided herein has been treated with one or more anticancer therapies prior to the administration of a compound provided herein. In certain embodiments, the subject to be treated with one of the methods provided herein has been treated with a cancer therapeutic agent, as described herein. In certain embodiments, the subject to be treated with one of the methods provided herein has developed drug resistance to anticancer therapy. In certain embodiments, the subject to be treated with the methods provided herein has a relapsed cancer. In certain embodiments, the subject to be treated with the methods provided herein has a refractory cancer. In certain embodiments, the subject to be treated with the methods provided herein has a metastatic cancer.

[00237] In one embodiment, provided herein are methods for treating a subject having a cancer, comprising administering to the subject a therapeutically effective amount of a compound provided herein, *e.g.*, a compound of formula (I), or an enantiomer, a mixture of enantiomers or a mixture of diastereomers thereof, or a pharmaceutically acceptable salt, solvate, hydrate or prodrug thereof; wherein the cancer is resistant to conventional therapy (*e.g.*, resistant to other anticancer drugs). In one embodiment, the cancer treated by a compound provided herein, *e.g.*, a compound of formula (I), is resistant to one or more anticancer drug(s), including, but not limited to, vincristine, taxol, cytarabine, and/or doxorubicin. In one embodiment, the cancer is resistant to a therapeutic agent described herein (*e.g.*, Section E.5, *infra*). In one embodiment, the cancer is vincristine-resistant. In one embodiment, the cancer is taxol-resistant. In one embodiment, the cancer is cytarabine-resistant. In one embodiment, the cancer is doxorubicin-resistant. In one embodiment, the cancer is resistant to a

therapeutic agent that modulates microtubule formation. In one embodiment, the cancer is resistant to a therapeutic agent that is associated with p-glycoprotein mediated multidrug resistance.

[00238] In one embodiment, the methods provided herein encompass treating a subject regardless of patient's age, although some diseases or disorders are more common in certain age groups. Further provided herein is a method for treating a subject who has undergone surgery in an attempt to treat the disease or condition at issue. Further provided herein is a method for treating a subject who has not undergone surgery as an attempt to treat the disease or condition at issue. Because the subjects with cancer have heterogeneous clinical manifestations and varying clinical outcomes, the treatment given to a particular subject may vary, depending on his/her prognosis. The skilled clinician will be able to readily determine without undue experimentation, specific secondary agents, types of surgery, and types of non-drug based standard therapy that can be effectively used to treat an individual subject with cancer.

[00239] In each embodiment provided herein, the method may further comprise one or more diagnostic steps, to determine, *e.g.*, the type of cancer, the presence of particular cell types, and/or the staging of the disease in a subject.

[00240] In each embodiment provided herein, the method may further comprise a disease evaluation step after the compound or pharmaceutical composition has been administered to the subject, to determine, *e.g.*, changes in one or more molecular markers as described herein elsewhere, changes in tumor size and location, and/or other benchmarks used by those skilled in the art to determine the prognosis of cancer in a subject.

3. Biomarkers

[00241] In certain embodiments, appropriate biomarkers may be used to determine or predict the effect of the methods provided herein on the disease state and to provide guidance as to the dosing schedule and dosage amount. In particular embodiments, the greater benefit is an overall survival benefit. In particular embodiments, the greater benefit is tumor stasis and remission. In particular embodiments, the greater benefit is prevention of tumor recurrence. In one embodiment, provided herein is a method for determining whether a patient diagnosed with cancer has an increased probability of obtaining a greater benefit from treatment with a compound provided herein by

assessing the level of eIF4E in the tumor biopsy samples obtained from the patient. In one embodiment, provided herein is a method for determining whether a patient diagnosed with cancer has an increased probability of obtaining a greater benefit from treatment with a compound provided herein by assessing the sensitivity of cancer cells obtained from the patient to the downregulation of cap-dependent protein translation initiation. In one embodiment, the method comprises assessing the activity of a compound provided herein in tumor biopsy samples *in vitro*. In one embodiment, the method comprises assessing the levels of one or more growth factors and/or cytokines that are important in cancer progression and weakly translated. In one embodiment, the growth factor markers and cytokine markers include, but are not limited to, VEGF, FGF, IL-1, and TGF- β . In one embodiment, provided herein is a method for determining the response of a patient to the treatment of a compound provided herein, by assessing one or more of the molecular biomarkers described herein. In one embodiment, the dosage of a compound used in treating a patient is adjusted based on the result of biomarker responses in the particular patient after initial treatment with the compound.

4. Administration of Compounds

[00242] Depending on the disorder, disease, or condition to be treated, and the subject's condition, the compounds or pharmaceutical compositions provided herein can be administered by oral, parenteral (*e.g.*, intramuscular, intraperitoneal, intravenous, ICV, intracisternal injection or infusion, subcutaneous injection, or implant), inhalation, nasal, vaginal, rectal, sublingual, or topical (*e.g.*, transdermal or local) routes of administration and can be formulated, alone or together, in suitable dosage unit with pharmaceutically acceptable excipients, carriers, adjuvants, and vehicles appropriate for each route of administration. Also provided is administration of the compounds or pharmaceutical compositions provided herein in a depot formulation, in which the active ingredient is released over a predefined time period. In one embodiment, the compound or composition is administered orally. In another embodiment, the compound or composition is administered parenterally. In yet another embodiment, the compound or composition is administered intravenously.

[00243] Certain methods herein provide the administration of a compound provided herein by intravenous (IV), subcutaneous (SC) or oral routes administration. Certain embodiments herein provide co-administration of a compound provided herein with one

or more additional active agents to provide a synergistic therapeutic effect in subjects in need thereof. The co-administered agent(s) may be a cancer therapeutic agent, as described herein. In certain embodiments, the co-administered agent(s) may be dosed, *e.g.*, orally or by injection (*e.g.*, IV or SC).

[00244] Certain embodiments herein provide methods for treating disorders of abnormal cell proliferation comprising administering a compound provided herein using, *e.g.*, IV, SC and/or oral administration methods. In certain embodiments, treatment cycles comprise multiple doses administered to a subject in need thereof over multiple days (*e.g.*, 1, 2, 3, 4, 5, 6, 7, 8, 9, 10, 11, 12, 13, 14, or greater than 14 days), optionally followed by treatment dosing holidays (*e.g.*, 1, 2, 3, 4, 5, 6, 7, 8, 9, 10, 11, 12, 13, 14, or greater than 14 days). Suitable dosage amounts for the methods provided herein include, *e.g.*, therapeutically effective amounts and prophylactically effective amounts. For example, in certain embodiments, the amount of a compound provided herein administered in the methods provided herein may range, *e.g.*, between about 10 mg/day and about 2,000 mg/day, between about 20 mg/day and about 1,000 mg/day, between about 50 mg/day and about 1,000 mg/day, between about 100 mg/day and about 1,000 mg/day, between about 100 mg/day and about 500 mg/day, between about 100 mg/day and about 200 mg/day, or between about 200 mg/day and about 500 mg/day. In certain embodiments, particular dosages are, *e.g.*, up to about 10 mg/day, up to about 20 mg/day, up to about 40 mg/day, up to about 60 mg/day, up to about 80 mg/day, up to about 100 mg/day, up to about 120 mg/day, up to about 140 mg/day, up to about 150 mg/day, up to about 160 mg/day, up to about 180 mg/day, up to about 200 mg/day, up to about 220 mg/day, up to about 240 mg/day, up to about 250 mg/day, up to about 260 mg/day, up to about 280 mg/day, up to about 300 mg/day, up to about 320 mg/day, up to about 350 mg/day, up to about 400 mg/day, up to about 450 mg/day, up to about 500 mg/day, up to about 750 mg/day, or up to about 1000 mg/day. In certain embodiments, particular dosages are, *e.g.*, about 10 mg/day, about 20 mg/day, about 50 mg/day, about 75 mg/day, about 100 mg/day, about 120 mg/day, about 150 mg/day, about 200 mg/day, about 250 mg/day, about 300 mg/day, about 350 mg/day, about 400 mg/day, about 450 mg/day, about 500 mg/day, about 600 mg/day, about 700 mg/day, about 800 mg/day, about 900 mg/day, about 1,000 mg/day, about 1,200 mg/day, or about 1,500 mg/day.

[00245] In one embodiment, the amount of a compound provided herein in the pharmaceutical composition or dosage form provided herein may range, *e.g.*, between about 5 mg and about 2,000 mg, between about 10 mg and about 2,000 mg, between

about 20 mg and about 2,000 mg, between about 50 mg and about 1,000 mg, between about 100 mg and about 500 mg, between about 150 mg and about 500 mg, or between about 150 mg and about 250 mg. In certain embodiments, the amount of a compound provided herein in the pharmaceutical composition or dosage form provided herein is, *e.g.*, about 10 mg, about 20 mg, about 50 mg, about 75 mg, about 100 mg, about 120 mg, about 150 mg, about 200 mg, about 250 mg, about 300 mg, about 350 mg, about 400 mg, about 450 mg, about 500 mg, about 600 mg, about 700 mg, about 800 mg, about 900 mg, about 1,000 mg, about 1,200 mg, or about 1,500 mg. In certain embodiments, the amount of a compound provided herein in the pharmaceutical composition or dosage form provided herein is, *e.g.*, up to about 10 mg, up to about 20 mg, up to about 50 mg, up to about 75 mg, up to about 100 mg, up to about 120 mg, up to about 150 mg, up to about 200 mg, up to about 250 mg, up to about 300 mg, up to about 350 mg, up to about 400 mg, up to about 450 mg, up to about 500 mg, up to about 600 mg, up to about 700 mg, up to about 800 mg, up to about 900 mg, up to about 1,000 mg, up to about 1,200 mg, or up to about 1,500 mg.

[00246] In one embodiment, the compound or composition can be delivered as a single dose such as, *e.g.*, a single bolus injection, or oral tablets or pills; or over time such as, *e.g.*, continuous infusion over time or divided bolus doses over time. In one embodiment, the compound or composition can be administered repetitively if necessary, for example, until the patient experiences stable disease or regression, or until the patient experiences disease progression or unacceptable toxicity. For example, stable disease for solid tumors generally means that the perpendicular diameter of measurable lesions has not increased by 25% or more from the last measurement. *See, e.g.*, Response Evaluation Criteria in Solid Tumors (RECIST) Guidelines, *Journal of the National Cancer Institute* 92(3): 205-216 (2000). Stable disease or lack thereof is determined by methods known in the art such as evaluation of patient's symptoms, physical examination, visualization of the tumor that has been imaged using X-ray, CAT, PET, or MRI scan and other commonly accepted evaluation modalities.

[00247] In one embodiment, the compound or composition can be administered once daily (QD), or divided into multiple daily doses such as twice daily (BID), three times daily (TID), and four times daily (QID). In one embodiment, the administration can be continuous (*i.e.*, daily for consecutive days or every day), intermittent, *e.g.*, in cycles (*i.e.*, including days, weeks, or months of rest when no drug is administered). In one embodiment, the compound or composition is administered daily, for example, once or

more than once each day for a period of time. In one embodiment, the compound or composition is administered daily for an uninterrupted period of at least 7 days, in some embodiments, up to 52 weeks. In one embodiment, the compound or composition is administered intermittently, *i.e.*, stopping and starting at either regular or irregular intervals. In one embodiment, the compound or composition is administered for one to six days per week. In one embodiment, the compound or composition is administered in cycles (*e.g.*, daily administration for two to eight consecutive weeks, then a rest period with no administration for up to one week). In one embodiment, the compound or composition is administered on alternate days. In one embodiment, the compound or composition is administered in cycles (*e.g.*, administered daily or continuously for a certain period interrupted with a rest period).

[00248] In one embodiment, the frequency of administration ranges from about daily to about monthly. In certain embodiments, the compound or composition is administered once a day, twice a day, three times a day, four times a day, once every other day, twice a week, once every week, once every two weeks, once every three weeks, or once every four weeks.

[00249] In one embodiment, the compound or composition is administered daily from one day to six months, from one week to three months, from one week to four weeks, from one week to three weeks, or from one week to two weeks. In certain embodiments, the compound or composition is administered daily for one week, two weeks, three weeks, or four weeks. In one embodiment, the compound or composition is administered once per day for about 1 week, about 2 weeks, about 3 weeks, about 4 weeks, about 6 weeks, about 9 weeks, about 12 weeks, about 15 weeks, about 18 weeks, about 21 weeks, or about 26 weeks. In certain embodiments, the compound or composition is administered intermittently. In certain embodiments, the compound or composition is administered continuously. In certain embodiments, the compound or composition is administered to a subject in cycles. Cycling therapy involves the administration of an active agent for a period of time, followed by a rest for a period of time, and repeating this sequential administration. Cycling therapy can reduce the development of resistance, avoid or reduce the side effects, and/or improves the efficacy of the treatment.

[00250] It is understood that the duration of the treatment may vary with the age, weight, and condition of the subject being treated, and may be determined empirically using known testing protocols or according to the professional judgment of the person

providing or supervising the treatment. The skilled clinician will be able to readily determine, without undue experimentation, an effective drug dose and treatment duration, for treating an individual subject having a particular type of cancer.

5. Co-Administered Therapeutic Agents

[00251] In one embodiment, the method provided herein for treating, preventing, or ameliorating a disorder provided herein comprise co-administering a compound provided herein, *e.g.*, a compound of formula (I), or an enantiomer, a mixture of enantiomers or a mixture of diastereomers thereof, or a pharmaceutically acceptable salt, solvate, hydrate or prodrug thereof, with one or more therapeutic agents, such as, *e.g.*, cancer therapeutic agents, to yield a synergistic therapeutic effect. In one embodiment, the disorder being treated, prevented, or ameliorated is cancer. In one embodiment, the co-administered therapeutic agents include, but are not limited to, *e.g.*, cytotoxic agents, anti-metabolites, antifolates, HDAC inhibitors such as MGCD0103 (a.k.a. *N*-(2-aminophenyl)-4-((4-(pyridin-3-yl)pyrimidin-2-ylamino)methyl)benzamide), DNA intercalating agents, DNA cross-linking agents, DNA alkylating agents, DNA cleaving agents, topoisomerase inhibitors, CDK inhibitors, JAK inhibitors, anti-angiogenic agents, Bcr-Abl inhibitors, HER2 inhibitors, EGFR inhibitors, VEGFR inhibitors, PDGFR inhibitors, HGFR inhibitors, IGFR inhibitors, c-Kit inhibitors, Ras pathway inhibitors, PI3K inhibitors, multi-targeted kinase inhibitors, mTOR inhibitors, anti-estrogens, anti-androgens, aromatase inhibitors, somatostatin analogs, ER modulators, anti-tubulin agents, vinca alkaloids, taxanes, HSP inhibitors, Smoothened antagonists, telomerase inhibitors, COX-2 inhibitors, anti-metastatic agents, immunosuppressants, biologics such as antibodies, and hormonal therapies. The co-administered agent may be dosed, *e.g.*, orally or by injection. In one embodiment, each method provided herein may independently, further comprise the step of administering a second therapeutic agent, including, *e.g.*, an anticancer agent.

[00252] In one embodiment, the second therapeutic agent is an anticancer agent. In one embodiment, the anticancer agent is an antimetabolite, including, but not limited to, 5-fluoro uracil, methotrexate, cytarabine, high dose cytarabine, and fludarabine. In one embodiment, the anticancer agent is an antimicrotubule agent, including, but not limited to, vinca alkaloids (*e.g.*, vincristine and vinblastine) and taxanes (*e.g.*, paclitaxel and docetaxel). In one embodiment, the anticancer agent is an alkylating agent, including,

but not limited to, cyclophosphamide, melphalan, carmustine, and nitrosoureas (*e.g.*, hydroxyurea and bischloroethylnitrosurea). In one embodiment, the anticancer agent is a platinum agent, including, but not limited to, cisplatin, carboplatin, oxaliplatin, satraplatin (JM-216), and CI-973. In one embodiment, the anticancer agent is an anthracycline, including, but not limited to, doxorubicin and daunorubicin. In one embodiment, the anticancer agent is an antitumor antibiotic, including, but not limited to, mitomycin, idarubicin, adriamycin, and daunomycin (also known as daunorubicin). In one embodiment, the anticancer agent is a topoisomerase inhibitor, *e.g.*, etoposide and camptothecins. In one embodiment, the anticancer agent is selected from the group consisting of adriamycin, busulfan, cytarabine, cyclophosphamide, dexamethasone, fludarabine, fluorouracil, hydroxyurea, interferons, oblimersen, platinum derivatives, taxol, topotecan, and vincristine.

[00253] In one embodiment, the route of the administration of the compound provided herein is independent of the route of the administration of a second therapy. In one embodiment, the compound provided herein is administered orally. In another embodiment, the compound provided herein is administered intravenously. In accordance with these embodiments, *i.e.*, administering the compound provided herein orally or intravenously, the second therapy can be administered orally, parenterally, intraperitoneally, intravenously, intraarterially, transdermally, sublingually, intramuscularly, rectally, transbuccally, intranasally, liposomally, via inhalation, vaginally, intraocularly, via local delivery by catheter or stent, subcutaneously, intraadiposally, intraarticularly, intrathecally, or in a slow release dosage form. In one embodiment, the compound provided herein and a second therapy are administered by the same mode of administration, *e.g.*, orally or intravenously. In another embodiment, the compound provided herein is administered by one mode of administration, *e.g.*, orally, whereas the second agent (*e.g.*, an anticancer agent) is administered by another mode of administration, *e.g.*, intravenously. In another embodiment, the compound provided herein is administered by one mode of administration, *e.g.*, intravenously, whereas the second agent (*e.g.*, an anticancer agent) is administered by another mode of administration, *e.g.*, orally.

[00254] Suitable other therapeutic agents can also include, but are not limited to, (1) alpha-adrenergic agents; (2) antiarrhythmic agents; (3) anti-atherosclerotic agents, such as ACAT inhibitors; (4) antibiotics, such as anthracyclines, bleomycins, mitomycin, dactinomycin, and plicamycin; (5) anticancer agents and cytotoxic agents, *e.g.*,

alkylating agents, such as nitrogen mustards, alkyl sulfonates, nitrosoureas, ethylenimines, and triazenes; (6) anticoagulants, such as acenocoumarol, argatroban, bivalirudin, lepirudin, fondaparinux, heparin, phenindione, warfarin, and ximelagatran; (7) anti-diabetic agents, such as biguanides (*e.g.*, metformin), glucosidase inhibitors (*e.g.*, acarbose), insulins, meglitinides (*e.g.*, repaglinide), sulfonylureas (*e.g.*, glimepiride, glyburide, and glipizide), thiozolidinediones (*e.g.*, troglitazone, rosiglitazone, and pioglitazone), and PPAR-gamma agonists; (8) antifungal agents, such as amorolfine, amphotericin B, anidulafungin, bifonazole, butenafine, butoconazole, caspofungin, ciclopirox, clotrimazole, econazole, fenticonazole, filipin, fluconazole, isoconazole, itraconazole, ketoconazole, micafungin, miconazole, naftifine, natamycin, nystatin, oxyconazole, ravuconazole, posaconazole, rimocidin, sertaconazole, sulconazole, terbinafine, terconazole, tioconazole, and voriconazole; (9) antiinflammatories, *e.g.*, non-steroidal anti-inflammatory agents, such as aceclofenac, acetaminophen, amoxicillin, aspirin, azapropazone, benorilate, bromfenac, carprofen, celecoxib, choline magnesium salicylate, diclofenac, diflunisal, etodolac, etoricoxib, fentanyl, fenbutenol, fenpropfen, flurbiprofen, ibuprofen, indometacin, ketoprofen, ketorolac, lornoxicam, loxoprofen, lumiracoxib, meclofenamic acid, mefenamic acid, meloxicam, metamizole, methyl salicylate, magnesium salicylate, nabumetone, naproxen, nimesulide, oxyphenbutazone, parecoxib, phenylbutazone, piroxicam, salicylic acid, salicylate, sulindac, sulfinpyrazone, suprofen, tenoxicam, tiaprofenic acid, and tolmetin; (10) antimetabolites, such as folate antagonists, purine analogues, and pyrimidine analogues; (11) anti-platelet agents, such as GPIIb/IIIa blockers (*e.g.*, abciximab, eptifibatide, and tirofiban), P2Y₁₂ antagonists (*e.g.*, clopidogrel, ticlopidine and CS-747), cilostazol, dipyridamol, and aspirin; (12) antiproliferatives, such as methotrexate, FK506 (tacrolimus), and mycophenolate mofetil; (13) anti-TNF antibodies or soluble TNF receptor, such as etanercept, rapamycin, and leflunomide; (14) α_2 inhibitors; (15) beta-adrenergic agents, such as carvedilol and metoprolol; (16) bile acid sequestrants, such as questran; (17) calcium channel blockers, such as amlodipine besylate; (18) chemotherapeutic agents; (19) cyclooxygenase-2 (COX-2) inhibitors, such as celecoxib and rofecoxib; (20) cyclosporins; (21) cytotoxic drugs, such as azathioprine and cyclophosphamide; (22) diuretics, such as chlorothiazide, hydrochlorothiazide, flumethiazide, hydroflumethiazide, bendroflumethiazide, methylchlorothiazide, trichloromethiazide, polythiazide, benzothiazide, ethacrynic acid, ticrynafen, chlorthalidone, furosemide, bumetanide, triamterene, amiloride, and

spironolactone; (23) endothelin converting enzyme (ECE) inhibitors, such as phosphoramidon; (24) enzymes, such as L-asparaginase; (25) Factor VIIa Inhibitors and Factor Xa Inhibitors; (26) farnesyl-protein transferase inhibitors; (27) fibrates; (28) growth factor inhibitors, such as modulators of PDGF activity; (29) growth hormone secretagogues; (30) HMG CoA reductase inhibitors, such as pravastatin, lovastatin, atorvastatin, simvastatin, NK-104 (a.k.a. itavastatin, nisvastatin, or nisbastatin), and ZD-4522 (also known as rosuvastatin, atavastatin, or visastatin); neutral endopeptidase (NEP) inhibitors; (31) hormonal agents, such as glucocorticoids (*e.g.*, cortisone), estrogens/antiestrogens, androgens/antiandrogens, progestins, and luteinizing hormone-releasing hormone antagonists, and octreotide acetate; (32) immunosuppressants; (33) mineralocorticoid receptor antagonists, such as spironolactone and eplerenone; (34) microtubule-disruptor agents, such as ecteinascidins; (35) microtubule-stabilizing agents, such as paclitaxel, docetaxel, and epothilones A-F; (36) MTP Inhibitors; (37) niacin; (38) phosphodiesterase inhibitors, such as PDE III inhibitors (*e.g.*, cilostazol) and PDE V inhibitors (*e.g.*, sildenafil, tadalafil, and vardenafil); (39) plant-derived products, such as vinca alkaloids, epipodophyllotoxins, and taxanes; (40) platelet activating factor (PAF) antagonists; (41) platinum coordination complexes, such as cisplatin, satraplatin, and carboplatin; (42) potassium channel openers; (43) prenyl-protein transferase inhibitors; (44) protein tyrosine kinase inhibitors; (45) renin inhibitors; (46) squalene synthetase inhibitors; (47) steroids, such as aldosterone, beclometasone, betamethasone, deoxycorticosterone acetate, fludrocortisone, hydrocortisone (cortisol), prednisolone, prednisone, methylprednisolone, dexamethasone, and triamcinolone; (48) TNF-alpha inhibitors, such as tenidap; (49) thrombin inhibitors, such as hirudin; (50) thrombolytic agents, such as anistreplase, reteplase, tenecteplase, tissue plasminogen activator (tPA), recombinant tPA, streptokinase, urokinase, prourokinase, and anisoylated plasminogen streptokinase activator complex (APSAC); (51) thromboxane receptor antagonists, such as ifetroban; (52) topoisomerase inhibitors; (53) vasoepitidase inhibitors (dual NEP-ACE inhibitors), such as omapatrilat and gemopatrilat; and (54) other miscellaneous agents, such as, hydroxyurea, procarbazine, mitotane, hexamethylmelamine, and gold compounds.

[00255] In one embodiment, other therapies or anticancer agents that may be used in combination with the compound provided herein include surgery, radiotherapy (*e.g.*, gamma-radiation, neutron beam radiotherapy, electron beam radiotherapy, proton therapy, brachytherapy, and systemic radioactive isotopes), endocrine therapy, biologic

response modifiers (*e.g.*, interferons, interleukins, and tumor necrosis factor (TNF)), hyperthermia and cryotherapy, agents to attenuate any adverse effects (*e.g.*, antiemetics), and other approved chemotherapeutic drugs, including, but not limited to, alkylating drugs (mechlorethamine, chlorambucil, cyclophosphamide, melphalan, and ifosfamide), antimetabolites (cytarabine, high dose cytarabine, and methotrexate), purine antagonists and pyrimidine antagonists (6-mercaptopurine, 5-fluorouracil, cytarabine, and gemcitabine), spindle poisons (vinblastine, vincristine, vinorelbine, and paclitaxel), podophyllotoxins (etoposide, irinotecan, and topotecan), antibiotics (daunorubicin, doxorubicin, bleomycin, and mitomycin), nitrosoureas (carmustine and lomustine), inorganic ions (cisplatin and carboplatin), enzymes (asparaginase), and hormones (tamoxifen, leuprolide, flutamide, and megestrol), imatinib, adriamycin, dexamethasone, and cyclophosphamide. For additional available cancer therapies, see, *e.g.*, <http://www.nci.nih.gov/>; for a list of FDA approved oncology drugs, see, *e.g.*, <http://www.fda.gov/>, The Merck Manual, 18th Ed. 2006, and PDR: Physician Desk Reference 2010, 64th Ed. 2009; the contents of each of which are hereby incorporated by reference in their entirety.

EXAMPLES

[00256] Certain embodiments are illustrated by the following non-limiting examples.

A. Synthesis of Compounds

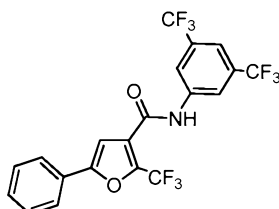
[00257] In the examples below, unless otherwise indicated, all temperatures are set forth in degrees Celsius and all parts and percentages are by weight. Reagents may be purchased from commercial suppliers, such as Sigma-Aldrich Chemical Company, and may be used without further purification unless otherwise indicated. Reagents may also be prepared following standard literature procedures known to those skilled in the art. Solvents may be purchased from Aldrich in Sure-Seal bottles and used as received. All solvents may be purified using standard methods known to those skilled in the art, unless otherwise indicated.

[00258] The reactions set forth below were done generally at ambient temperature, unless otherwise indicated. In one embodiment, the reaction flasks were fitted with rubber septa for introduction of substrates and reagents via syringe. In one embodiment, analytical thin layer chromatography (TLC) was performed using glass-backed silica gel

pre-coated plates (Merck Art 5719) and eluted with appropriate solvent ratios (v/v). In one embodiment, reactions were assayed by TLC, HPLC, or LCMS, and terminated as judged by the consumption of starting material. In one embodiment, visualization of the TLC plates was done with UV light (254 wavelength) or with an appropriate TLC visualizing solvent, such as basic aqueous KMnO_4 solution activated with heat. In one embodiment, flash column chromatography (*See, e.g., Still et al., J. Org. Chem.*, 43: 2923 (1978)) was performed using silica gel 60 (Merck Art 9385) or various MPLC systems.

[00259] The compound structures in the examples below were confirmed by one or more of the following methods: proton magnetic resonance spectroscopy, mass spectroscopy, elemental microanalysis, and melting point. In one embodiment, proton magnetic resonance ($^1\text{H-NMR}$) spectra were determined using a NMR spectrometer operating at a certain field strength. Chemical shifts are reported in parts per million (ppm, δ) downfield from an internal standard, such as TMS. Alternatively, $^1\text{H-NMR}$ spectra were referenced to signals from residual protons in deuterated solvents as follows: $\text{CDCl}_3 = 7.25$ ppm; $\text{DMSO-d}_6 = 2.49$ ppm; $\text{C}_6\text{D}_6 = 7.16$ ppm; $\text{CD}_3\text{OD} = 3.30$ ppm. Peak multiplicities are designated as follows: s, singlet; d, doublet; dd, doublet of doublets; t, triplet; dt, doublet of triplets; q, quartet; br, broadened; and m, multiplet. Coupling constants are given in Hertz (Hz). In one embodiment, mass spectra (MS) data were obtained using a mass spectrometer with APCI or ESI ionization.

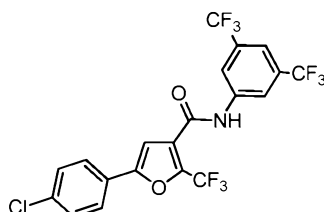
Compound 1: 5-Phenyl-2-trifluoromethyl-furan-3-carboxylic acid (3,5-bis-trifluoromethyl-phenyl)-amide



[00260] An excess of 5-phenyl-2-trifluoromethyl-furan-3-carbonyl chloride (1 g, 3.6 mmol) was added to a solution of 3,5-bis-trifluoromethyl-phenylamine (0.758 g, 3.3 mmol) and *N,N*-diisopropylethylamine (0.58 mL) in dichloromethane (50 mL). After stirring at room temperature for 1 day, the reaction underwent an aqueous acidic (dilute HCl, 2 x 30 mL) and basic (dilute NaHCO_3 , 2 x 30 mL) workup followed by washing with brine (saturated NaCl, 2 x 30 mL), drying over MgSO_4 , and concentration.

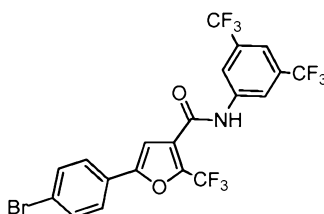
The crude compound was purified by passing through a silica gel plug eluting with ethyl acetate/hexanes (2:1) to afford the title compound (1.42 g, 92% yield). ES-MS negative Q1 (m/z) 466.

Compound 2: 5-(4-Chlorophenyl)-N-(3,5-bis(trifluoromethyl)phenyl)-2-trifluoromethylfuran-3-carboxamide



[00261] 5-(4-Chloro-phenyl)-2-trifluoromethyl-furan-3-carbonyl chloride (0.050 g) was added to a solution of 3,5-bis-trifluoromethyl-phenylamine (0.034 g) and *N,N*-diisopropylethylamine (0.026 mL) in dichloromethane (5 mL). After stirring at room temperature for 1 day, the reaction underwent an aqueous acidic (dilute HCl, 2 x 5 mL) and basic (dilute NaHCO₃, 2 x 5 mL) workup followed by washing with brine (saturated NaCl, 2 x 5 mL), drying over MgSO₄, and concentration. The crude compound was purified by column chromatography eluting with ethyl acetate/hexanes (4:1) to afford the title compound (0.047 g, 58% yield). ¹H NMR (CDCl₃) δ 8.12 (s, 2H), 7.83 (bs, 1H), 7.70 (s, 1H), 7.68 (d, 2H, *J* = 0.017 Hz), 7.47 (d, 2H, *J* = 0.017 Hz), 7.03 (s, 1H). ES-MS negative Q1 (m/z) 501.

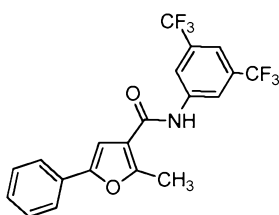
Compound 3: 5-(4-Bromophenyl)-N-(3,5-bis(trifluoromethyl)phenyl)-2-trifluoromethylfuran-3-carboxamide



[00262] 5-(4-Bromo-phenyl)-2-trifluoromethyl-furan-3-carboxylic acid (0.100 g) was dissolved in dry dichloromethane (8 mL), and to this was added oxalyl chloride (0.028 mL) followed by dimethylformamide (1 drop) under an atmosphere of nitrogen. After stirring for 1 hour, the reaction mixture was concentrated under reduced pressure. Under an atmosphere of nitrogen, 3,5-bis-trifluoromethyl-phenylamine (0.065 g) and *N,N*-diisopropylethylamine (0.052 mL) in dry dichloromethane (8 mL) was added. After

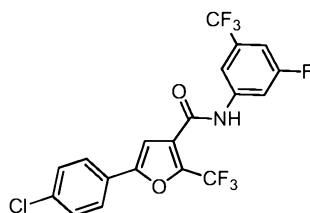
stirring at room temperature for 1 day, the reaction underwent an aqueous acidic (dilute HCl, 2 x 15 mL) and basic (dilute NaHCO₃, 2 x 15 mL) workup followed by washing with brine (saturated NaCl, 2 x 15 mL), drying over MgSO₄, and concentration. The crude compound was purified by passing through a silica gel plug eluting with ethyl acetate/hexanes (4:1) to afford the title compound (0.052 g, 32% yield). ES-MS negative Q1 (m/z) 545.

Compound 4: 2-Methyl-5-phenyl-furan-3-carboxylic acid (3,5-bis-trifluoromethyl-phenyl)-amide



[00263] 2-Methyl-5-phenyl-furan-3-carbonyl chloride (0.025 g) was added to a solution of 3,5-bis-trifluoromethyl-phenylamine (0.024 g) and *N,N*-diisopropylethylamine (0.018 mL) in dichloromethane (5 mL). After stirring at room temperature for 1 day, the reaction underwent an aqueous acidic (dilute HCl, 2 x 5 mL) and basic (dilute NaHCO₃, 2 x 5 mL) workup followed by washing with brine (saturated NaCl, 2 x 5 mL), drying over MgSO₄, and concentration. The crude compound was purified by passing through a silica gel plug eluting with hexanes/ethyl acetate (2:1) to afford the title compound (0.035 g, 82% yield). ES-MS negative Q1 (m/z) 412.

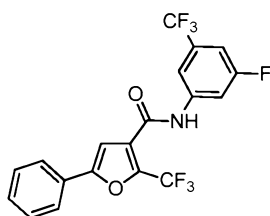
Compound 5: 5-(4-Chloro-phenyl)-2-trifluoromethyl-furan-3-carboxylic acid (3-fluoro-5-trifluoromethyl-phenyl)-amide



[00264] 5-(4-Chloro-phenyl)-2-trifluoromethyl-furan-3-carbonyl chloride (0.200 g) was added to a solution of 3-fluoro-5-trifluoromethyl-phenylamine (0.105 g) and *N,N*-diisopropylethylamine (0.102 mL) in dichloromethane (5 mL). After stirring at room temperature for 1 day, the reaction underwent an aqueous acidic (dilute HCl, 2 x 15 mL) and basic (dilute NaHCO₃, 2 x 15 mL) workup followed by washing with brine

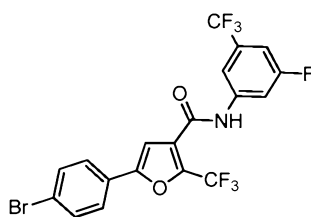
(saturated NaCl, 2 x 15 mL), drying over MgSO₄, and concentration. The crude compound was triturated with hexanes/ethyl ether (1:1) to afford the title compound (0.069 g, 24% yield). ¹H NMR (CDCl₃) δ 7.69 (d, 1H, *J* = 0.02 Hz), 7.68 (s, 1H), 7.67 (d, 2H, *J* = 0.017 Hz), 7.53 (s, 1H), 7.47 (d, 2H, *J* = 0.017 Hz), 7.16 (d, 1H, *J* = 0.02 Hz), 7.02 (s, 1H). ES-MS negative Q1 (*m/z*) 451.

Compound 6: 5-Phenyl-2-trifluoromethyl-furan-3-carboxylic acid (3-fluoro-5-trifluoromethyl-phenyl)-amide



[00265] Oxalyl chloride (0.112 mL) was added to 5-phenyl-2-trifluoromethyl-furan-3-carboxylic acid (0.153 g) in dichloromethane (10 mL) under nitrogen, followed by the addition of a drop of dimethylformamide. After stirring at room temperature for 1 hour, the reaction mixture was concentrated under vacuum. To this was added dichloromethane (5 mL) and a solution of 3-fluoro-5-trifluoromethyl-phenylamine (0.102 g) and *N,N*-diisopropylethylamine (0.103 mL) in dichloromethane (5 mL). After stirring at room temperature for 1 day, the reaction underwent an aqueous acidic (dilute HCl, 2 x 15 mL) and basic (dilute NaHCO₃, 2 x 15 mL) workup followed by washing with brine (saturated NaCl, 2 x 15 mL), drying over MgSO₄, and concentration. The crude compound was purified by column chromatography eluting with hexanes/ethyl acetate (4:1) to afford the title compound (0.118 g, 47% yield). ES-MS negative Q1 (*m/z*) 416.

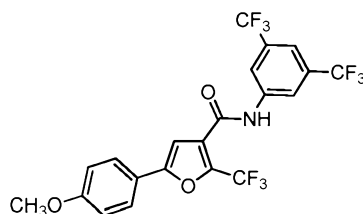
Compound 7: 5-(4-Bromo-phenyl)-2-trifluoromethyl-furan-3-carboxylic acid (3-fluoro-5-trifluoromethyl-phenyl)-amide



[00266] Oxalyl chloride (0.112 mL) was added to 5-(4-bromo-phenyl)-2-trifluoromethyl-furan-3-carboxylic acid (0.200 g) in dichloromethane (10 mL) under

nitrogen, followed by the addition of a drop of dimethylformamide. After stirring at room temperature for 1 hour, the reaction mixture was concentrated under vacuum. To this was added dichloromethane (5 mL) and a solution of 3-fluoro-5-trifluoromethyl-phenylamine (0.102 g) and *N,N*-diisopropylethylamine (0.103 mL) in dichloromethane (5 mL). After stirring at room temperature for 1 day, the reaction underwent an aqueous acidic (dilute HCl, 2 x 15 mL) and basic (dilute NaHCO₃, 2 x 15 mL) workup followed by washing with brine (saturated NaCl, 2 x 15 mL), drying over MgSO₄, and concentration. The crude compound was purified by column chromatography eluting with hexanes/ethyl acetate (4:1) to afford the title compound (0.083 g, 28% yield). ES-MS negative Q1 (m/z) 495.

Compound 8: 5-(4-Methoxy-phenyl)-2-trifluoromethyl-furan-3-carboxylic acid (3,5-bis-trifluoromethyl-phenyl)-amide



[00267] Oxalyl chloride (0.005 mL) was added to 5-(4-methoxy-phenyl)-2-trifluoromethyl-furan-3-carboxylic acid (0.010 g) in dichloromethane (3 mL) under nitrogen, followed by the addition of a drop of dimethylformamide. After stirring at room temperature for 1 hour, the reaction mixture was concentrated under vacuum. To this was added dichloromethane (2 mL) and a solution of 3,5-bis-trifluoromethyl-phenylamine (0.008 g) and 1 drop of *N,N*-diisopropylethylamine in dichloromethane (2 mL). After stirring at room temperature for 1 day, the reaction underwent an aqueous acidic (dilute HCl, 2 x 5 mL) and basic (dilute NaHCO₃, 2 x 5 mL) workup followed by washing with brine (saturated NaCl, 2 x 5 mL), drying over MgSO₄, and concentration. The crude compound was purified by column chromatography eluting with hexanes/ethyl acetate (6:1) to afford the title compound (0.008 g, 49% yield). ES-MS negative Q1 (m/z) 496.

B. Determination of IC₅₀ in Cell-Based Assays

[00268] In one embodiment, the IC₅₀s of the compounds provided herein were determined in cell-based assays using adherent cells. In one embodiment, the activity of

the compounds provided herein were determined in a cell-based assay using the triple negative breast cancer cell line MDA-MB-468. In one embodiment, the adherent cells used in the cell-based assays may be a cell type selected from Table 1. In one embodiment, the cell-based assay may be carried out as provided herein.

On day 0, cells were seeded at 20,000 cells per well in 100 μ L of media into individual wells of a 96-well tissue culture plate. The next day, compounds were diluted to twice the desired final concentration and added in 100 μ L of media for a final volume of 200 μ L. Standard solutions for each compound were prepared at 1000x concentration in DMSO. The highest concentration was 30 mM. Serial 1:1 dilutions were made from there for a 6- or 9-point curve (*e.g.*, 30 mM, 15 mM, 7.5 mM, etc). Compounds were then diluted 1:500 in media, and 100 μ L of the resulting solution was added to each well for a final dilution of 1:1000. Each concentration of compound was tested in triplicate. Cells were incubated at 37 °C with 5% CO₂. After 72 hours, 20 μ L of CellTiter 96 Aqueous One Solution Cell Proliferation Assay (Promega) was added to each well. Cells were placed back in the incubator, and the absorbance at 490 nm was read after 2–3 hours. The concentration of compound that decreased the number of metabolically active cells by 50% was determined and reported as the IC₅₀. “Percent Viability” was determined by subtracting the average background value (media only) and expressed as a ratio to the average value obtained from cells treated with only DMSO.

[00269] The compounds provided herein were tested in a panel of cell-based assays of adherent cell types. The data is summarized in Table 1.

Table 1: IC₅₀ of Compounds in Adherent Cell Types (μ M)

Tissue	Cancer Type	Cell Line	Compound No.							
			1	2	3	4	5	6	7	8
Bladder	papilloma	RT-4	10–20	>20	>20		>20	>20	>20	
Brain	glioblastoma	U87-MG	<5	5–10	5–10		10–20	10–20	>20	
Breast	triple neg	MDA-MB-468	<5	<5	<5	10–20	<5	<5	<5	<5
Breast	ER +	MCF-7	<5	5–10	5–10	>20	<5	5–10	5–10	
Breast	ER -	SKBR-3	<5	<5	<5	>20	<5	<5	5–10	
Breast	Brain met Her2-neu + ER +	MDA-MB-361	<5	<5	<5	>20	10–20	10–20	>20	
Breast	adenocarcinoma	MDA-MB-415	<5							
Breast	triple neg	MDA-MB-231	<5	<5	5–10	>20	5–10	5–10	10–20	
Breast	carcinoma - ductal	MDA-MB-435	<5							

Tissue	Cancer Type	Cell Line	Compound No.							
			1	2	3	4	5	6	7	8
Breast	triple neg	1937	<5	<5	<5	>20	5–10	5–10	5–10	
Colorectal	adenocarcinoma	HT-29	<5	5–10	10–20		>20	>20	>20	
Melanoma		SK-MEL-28	<5	5–10	5–10		5–10	5–10	10–20	
Kidney	carcinoma	HEK-293	<5							
Kidney	clear cell carc., skin met	Caki-1	>20	5–10	5–10		5–10	5–10		
Liver	hepatocellular carcinoma	Hep-G2	5–10	5–10	5–10		10–20	>20	10–20	
Lung	NSCLC	A549	<5	5–10	<5		5–10	5–10	>20	
Lung	large cell carcinoma	H-460	10–20	>20	10–20		>20	>20	>20	
Ovarian	adenocarcinoma	OVCAR-3	<5	5–10	<5		5–10	5–10	5–10	
Pancreas	carcinoma	AsPC-1	<5	5–10	5–10		5–10	5–10	10–20	
Pancreas	carcinoma	Mia PaCa-2	<5							
Pancreas	adenocarcinoma	BxPc-3	5–10							
Pancreas	angiosarcoma	MS1	<5							
Pancreas	epitheloid carcinoma	Panc-1	<5	5–10	5–10	>20	<5	5–10	>20	
Pancreas		XPA-1	5–10							
Pharynx	squamous cell	FaDu	<5	<5	<5		5–10	5–10	5–10	
Prostate	carcinoma	Du145	5–10							
Skin	epidermoid carcinoma	A431	<5	<5	5–10		>20	5–10	10–20	

[00270] In one embodiment, the IC₅₀s of the compounds provided herein were determined in cell-based assays using suspension cells. In one embodiment, the activity of the compounds provided herein were determined in a cell-based assay using the JeKo-1 cell line (mantle cell lymphoma) or the Pfeiffer cell line (diffuse large B-cell lymphoma). In one embodiment, the suspension cells used in the cell-based assays may be a cell type selected from Table 2. Assays with suspension cells were similar except that 40,000–60,000 cells were added to each well and compounds were added immediately after cell plating.

[00271] The compounds provided herein were tested in a panel of cell-based assays of suspension cell types. The data is summarized in Table 2.

Table 2: IC₅₀ of Compounds in Suspension Cell Types (μM)

Tissue	Cancer Type	Cell Line	1	2	3	4	5	6	7	8
Leukemia	ALL	Molt-4	<5							
Leukemia	CML	K562	<5							
Leukemia	Leukemia	SEMK	<5							
Leukemia	AML	HL-60	<5	<5	<5	>20	<5	5–10	5–10	
Leukemia	B-ALL (CRLF2 Hi)	MHH- CALL-4	5–10	<5	<5	>20	5–10	10–20	10–20	
Leukemia	AML	Kg1a	<5	<5	<5	>20	5–10	10–20	10–20	
Leukemia	B-ALL	Nalm-6	<5	<5	5–10	>20	<5	<5	5–10	<5
Leukemia	B-ALL, Vincristine resistant	Nalm-6-VR	<5	<5	<5		<5	<5	10–20	
Leukemia	B-ALL (Philadelphia chromosome+)	SupB15	<5	<5	<5	>20	<5	5–10	5–10	
Lymphoma	Mantle cell	Z138, JeKo-1	<5	<5	<5	>20	<5	5–10	5–10	
Lymphoma	Diffuse large b-cell	Pfeiffer	<5	<5	<5	>20	5–10	10–20	10–20	

[00272] The IC₅₀s of the compounds provided herein were determined in cell-based assay using triple negative breast cancer cell line MDA-MB-468. The results are summarized in Table 3.

Table 3. IC₅₀ of Compounds in MDA-MB-468 Cells

Compound	IC ₅₀ (μM)
1	1.5
2	1.5
3	1.5
4	> 30
5	4
6	4
7	5
8	2

C. Tumor Growth Inhibition in Mouse Xenograft Model for Breast Cancer

[00273] In one embodiment, the effects of a compound provided herein on tumor growth in a mouse animal model were evaluated. In specific embodiments, the mouse animal model was the MDA-MB-468 xenograft model for breast cancer. Studies were performed to evaluate the effect of a compound provided herein on the growth of

MDA-MB-468 breast tumors in mice. The test system that was used is summarized below:

Species/strain:	Mouse/ <i>SCID</i>
Physiological state:	Immunocompromised
Age/weight range at start of study:	Animals aged 5 to 6 weeks with body weight of approximately 20 g
Animal supplier:	Charles River Laboratories
Number/sex of animals:	40/female
Identification:	Prior to initiation of dosing, animals were identified by ear punching. After randomization, all cages were labeled with protocol number, group, and animal numbers with appropriate color-coding.
Randomization:	Animals were randomly and prospectively divided into treatment groups of animals each prior to tumor induction.
Cell Line:	MDA-MB-468 breast cell carcinoma,
Cell Line Source:	ATCC (HTB-132)
Cell Culture Conditions:	Liebovitz's L-15, 10% FBS, 1% pen/strep
Tumor Cell Implant:	5.0×10^6 cells, subcutaneously in 50% Matrigel.

[00274] Animals were housed 10 mice per cage in micro-isolators, with sterile corn cob bedding, food, and water. Mice were acclimated for 3 days and given food and tap water *ad libitum*. Animals were examined prior to initiation of the study to assure adequate health and suitability. Animals that were found to be diseased or unsuitable were not assigned to the study. During the course of the study, 12-hour light/12-hour dark cycle were maintained. A nominal temperature range of 20–23 °C with a relative humidity between 30% and 70% was maintained. LabDiet 5053-certified PicoLab Rodent Diet and sterile water were provided *ad libitum* during the study.

[00275] Exemplary Protocol: Ten mice per group were inoculated s.c. on the left flank with 5×10^6 MDA-MB-468 cells. When tumors reached a mean volume of 100 or 200 mm³, animals began treatment with a compound provided herein (See Table 4). Test article or vehicle were given once daily by IP injection for up to 21 days. Tumors

were evaluated every Monday, Wednesday and Friday, body weights and condition were evaluated on a daily basis.

Table 4: Study Groups Treated With Compound

Group	Number of animals	Inoculum	Test article	Dose	Schedule*
1	10♀	MDA-MB-468, 5 x 10 ⁶ cells	Vehicle	NA	Once Daily, Days 1 to 21
2	10♀	MDA-MB-468, 5 x 10 ⁶ cells	Compound	3 mg/kg	Once Daily, Days 1 to 21
3	10♀	MDA-MB-468, 5 x 10 ⁶ cells	Compound	10 mg/kg	Once Daily, Days 1 to 21
4	10♀	MDA-MB-468, 5 x 10 ⁶ cells	Compound	20 mg/kg	Once Daily, Days 1 to 21
5	10♀	MDA-MB-468, 5 x 10 ⁶ cells	Compound	50 mg/kg	Once Daily, Days 1 to 21

* Therapy commenced when tumors reach 100 or 200 mm³; dosing schedule and dosing amount may be adjusted (*e.g.*, after the initiation of compound treatment) depending on individual compound/experiment.

[00276] Cell Culture: MDA-MB-468 breast cancer cells were grown in Liebowitz's L-15 with 10% fetal bovine serum and 1% pen/strep. Cells were routinely trypsinized and passaged 1:4. On the day of implantation, cells were washed in PBS, trypsinized and resuspended in complete media. Cells were washed 3x in serum free media (centrifuged 1000 rpm for 5 min). Cells were resuspended to a density of 1 x 10⁸ cells/mL and diluted 1:1 with Matrigel. Cells were implanted s.c. using a 23G needle in a volume of 0.1 mL.

[00277] Tumor Measurement: Tumors were monitored daily. If, during a daily evaluation, an animal's tumor appeared to have exceeded 1500 mm³, the tumor was measured; and animals with tumors greater than 1500 mm³ and/or that had become necrotic and/or hindered movement were euthanized. Tumors were measured twice weekly by measuring each tumor in 2 dimensions, along the largest dimension (length, L) and perpendicular to this dimension (width, W). Tumor weights were calculated using the standard formula: (L x W²)/2. The mean tumor weight and standard error of

the mean were calculated for each group at each time point. An ANOVA was used to compare differences of primary tumor volume.

[00278] Animal Weight: All animals were weighed twice weekly throughout the study. Group weight change was expressed as a daily group mean weight. Animals that lost greater than 20% of their total starting body weight were euthanized.

[00279] Compound 1 was dosed in mice at a dose of, for example, qd 50 mg/kg, for 22 days or more. The tumor growth inhibition data is summarized in Figure 1 and Tables 5 and 6.

[00280] Compound 2 was dosed in mice at a dose of, for example, qd 20 mg/kg from day 0 to 7, then qd 10 mg/kg from day 8 and thereafter, for 22 days or more. The tumor growth inhibition data is summarized in Figure 1 and Tables 5 and 6.

Table 5: Tumor Volumes in Control and Treated Animals (mm³) **

	Vehicle		Compound 1 (qd 50 mg/kg)		Compound 2 (qd 20 mg/kg days 0 to 7; then qd 10 mg/kg day 8 and thereafter)	
	mean	SD	mean	SD	mean	SD
Day 1	111.26	32.76	112.66	25.90	119.09	30.09
Day 3	118.48	52.07	101.41	13.51	103.39	24.08
Day 5	129.65	62.49	91.44	29.52	119.30	21.64
Day 8	182.46	113.67	146.58	42.49	139.19	34.38
Day 10	234.84	112.68	175.96	46.19	181.97	34.35
Day 12	267.65	108.35	226.90	88.80	234.51	68.10
Day 15	318.11	109.22	276.23	113.56	276.34	54.65
Day 17	346.61	108.42	336.22	128.82	311.15	85.38
Day 19	406.69	119.50	366.60	92.34	318.18	105.41
Day 22	466.25	84.64	383.38	107.54	356.43	133.78

** Tumor width and length were measured and volumes were calculated (means and standard deviations are provided).

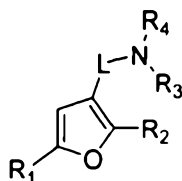
Table 6: Percent Weight Change of Control and Treated Animals (%)

	Vehicle		Compound 1 (qd 50 mg/kg)		Compound 2 (qd 20 mg/kg days 0 to 7; then qd 10 mg/kg day 8 and thereafter)	
	mean	SD	mean	SD	mean	SD
Day 1	0.00	0	0.00	0	0.00	0
Day 2	0.82	1.36	-0.44	1.50	-1.11	3.90
Day 3	0.27	1.74	-1.43	2.47	-2.65	3.81
Day 4	-0.98	2.37	-2.23	3.77	-3.35	3.10
Day 5	-0.92	3.31	-2.06	3.15	-3.84	3.40
Day 6	-0.67	3.92	-2.03	2.75	-1.98	3.94
Day 7	-2.34	4.58	-3.50	2.63	-3.25	3.45
Day 8	-1.33	5.35	-4.53	2.32	-5.29	3.69
Day 9	-0.06	5.10	-2.38	2.97	-3.91	3.36
Day 10	0.34	5.76	-3.42	2.95	-6.29	3.55
Day 11	0.36	6.53	-1.63	3.05	-3.98	2.87
Day 12	1.34	5.60	1.40	3.16	-1.48	2.66
Day 13	1.63	5.50	1.13	3.41	-1.39	3.31
Day 14	0.56	4.95	-0.56	3.84	-2.75	3.08
Day 15	1.82	4.61	2.28	3.40	-0.49	3.62
Day 16	2.50	4.94	2.07	2.81	-1.04	3.20
Day 17	2.78	5.43	2.03	2.61	-0.16	3.49
Day 18	3.75	6.05	2.87	3.16	0.96	3.41
Day 19	4.78	6.09	4.84	3.37	-0.20	3.81
Day 20	3.11	6.08	0.92	3.39	-1.98	4.44
Day 21	2.99	5.30	1.87	3.09	-0.19	3.77
Day 22	4.19	5.54	0.07	3.24	-0.65	3.95

[00281] The examples set forth above are provided to give those of ordinary skill in the art with a complete disclosure and description of how to make and use the claimed embodiments, and are not intended to limit the scope of what is disclosed herein. Modifications that are obvious to persons of skill in the art are intended to be within the scope of the following claims. All publications, patents, and patent applications cited in this specification are incorporated herein by reference as if each such publication, patent or patent application were specifically and individually indicated to be incorporated herein by reference in their entireties.

CLAIMS:

1. A compound of formula (I):



(I),

or an enantiomer, a mixture of enantiomers, or a mixture of two or more diastereomers thereof; or a pharmaceutically acceptable salt, solvate, hydrate, or prodrug thereof; wherein:

(A) L is S(O)₂;

R₁ is phenyl or (6 membered)heteroaryl, each of which is optionally substituted with one or more halogen, cyano, R₂, OR₅, OC(O)R₅, C(O)R₅, C(O)OR₅, C(O)NR₅R₆, NR₅C(O)R₆, NR₅R₆, OS(O)R₅, SR₅, S(O)R₅, S(O)₂R₅, S(O)₂NR₅R₆, or NR₅S(O)₂R₆;

each occurrence of R₂ is

(i) (C₁–C₈)alkyl, (C₂–C₈)alkenyl, or (C₂–C₈) alkynyl, each of which is optionally substituted with one or more halogen, cyano, OR₅, OC(O)R₅, C(O)R₅, C(O)OR₅, C(O)NR₅R₆, NR₅C(O)R₆, NR₅R₆, OS(O)R₅, SR₅, S(O)R₅, S(O)₂R₅, S(O)₂NR₅R₆, NR₅S(O)₂R₆, (C₁–C₈)heteroalkyl, (C₃–C₈)cycloalkyl, (6 to 10 membered) aryl, (5 to 10 membered)heteroaryl, or (3 to 10 membered)heterocyclyl; wherein the heteroalkyl, cycloalkyl, aryl, heteroaryl and heterocyclyl are each optionally substituted with one or more (C₁–C₆)alkyl, (C₂–C₆)alkenyl, (C₂–C₆)alkynyl, halogen, cyano, OR₅, OC(O)R₅, C(O)R₅, C(O)OR₅, C(O)NR₅R₆, NR₅C(O)R₆, NR₅R₆, OS(O)R₅, SR₅, S(O)R₅, S(O)₂R₅, S(O)₂NR₅R₆, or NR₅S(O)₂R₆; or

(ii) (C₃–C₈)cycloalkyl optionally substituted with one or more halogen, cyano, OR₅, OC(O)R₅, C(O)R₅, C(O)OR₅, C(O)NR₅R₆, NR₅C(O)R₆, NR₅R₆, OS(O)R₅, SR₅,

S(O)R₅, S(O)₂R₅, S(O)₂NR₅R₆, NR₅S(O)₂R₆, (C₁–C₈)alkyl, (C₂–C₈) alkenyl, (C₂–C₈) alkynyl, (C₁–C₈) heteroalkyl, (C₃–C₈)cycloalkyl, (6 to 10 membered) aryl, (5 to 10 membered)heteroaryl, or (3 to 10 membered)heterocyclyl; wherein the alkyl, alkenyl and alkynyl are each optionally substituted with one or more halogen, cyano, OR₅, OC(O)R₅, C(O)R₅, C(O)OR₅, C(O)NR₅R₆, NR₅C(O)R₆, NR₅R₆, OS(O)R₅, SR₅, S(O)R₅, S(O)₂R₅, S(O)₂NR₅R₆, or NR₅S(O)₂R₆; and the heteroalkyl, cycloalkyl, aryl, heteroaryl and heterocyclyl are each optionally substituted with one or more (C₁–C₆)alkyl, (C₂–C₆) alkenyl, (C₂–C₆)alkynyl, halogen, cyano, OR₅, OC(O)R₅, C(O)R₅, C(O)OR₅, C(O)NR₅R₆, NR₅C(O)R₆, NR₅R₆, OS(O)R₅, SR₅, S(O)R₅, S(O)₂R₅, S(O)₂NR₅R₆, or NR₅S(O)₂R₆;

R₃ is hydrogen or R₂;

R₄ is phenyl or (5 to 6 membered)heteroaryl, each of which is optionally substituted with one or more halogen, cyano, R₂, OR₅, OC(O)R₅, C(O)R₅, C(O)OR₅, C(O)NR₅R₆, NR₅C(O)R₆, NR₅R₆, OS(O)R₅, SR₅, S(O)R₅, S(O)₂R₅, S(O)₂NR₅R₆, NR₅S(O)₂R₆, optionally substituted (6 to 10 membered)aryl, optionally substituted (5 to 10 membered)heteroaryl, or optionally substituted (3 to 10 membered)heterocyclyl; and

R₅ and R₆ are each independently hydrogen, (C₁–C₈)alkyl, (C₂–C₈) alkenyl, (C₂–C₈)alkynyl, (C₁–C₈)heteroalkyl, (C₃–C₈)cycloalkyl, (C₇–C₁₂)aralkyl, phenyl, (5 to 6 membered)heteroaryl, or (3 to 7 membered)heterocyclyl; or R₅ and R₆ together form a 3 to 10 membered ring; or

(B) L is C(O);

R₁ is phenyl or (5 to 6 membered)heteroaryl, each of which is optionally substituted with one or more halogen, cyano, R₂, OR₅, OC(O)R₅, C(O)R₅, C(O)OR₅, C(O)NR₅R₆, NR₅C(O)R₆, NR₅R₆, OS(O)R₅, SR₅, S(O)R₅, S(O)₂R₅, S(O)₂NR₅R₆, or NR₅S(O)₂R₆;

each occurrence of R₂ is

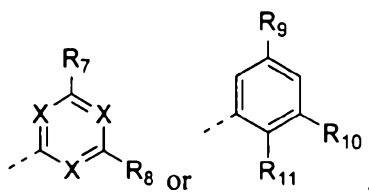
(i) (C₁–C₈)alkyl, (C₂–C₈)alkenyl, or (C₂–C₈) alkynyl, each of which is optionally substituted with one or more halogen, cyano, OR₅, OC(O)R₅, C(O)R₅, C(O)OR₅,

$C(O)NR_5R_6$, $NR_5C(O)R_6$, NR_5R_6 , $OS(O)R_5$, SR_5 , $S(O)R_5$, $S(O)_2R_5$, $S(O)_2NR_5R_6$, $NR_5S(O)_2R_6$, (C_1-C_8) heteroalkyl, (C_3-C_8) cycloalkyl, (6 to 10 membered) aryl, (5 to 10 membered)heteroaryl, or (3 to 10 membered)heterocyclyl; wherein the heteroalkyl, cycloalkyl, aryl, heteroaryl and heterocyclyl are each optionally substituted with one or more (C_1-C_6) alkyl, (C_2-C_6) alkenyl, (C_2-C_6) alkynyl, halogen, cyano, OR_5 , $OC(O)R_5$, $C(O)R_5$, $C(O)OR_5$, $C(O)NR_5R_6$, $NR_5C(O)R_6$, NR_5R_6 , $OS(O)R_5$, SR_5 , $S(O)R_5$, $S(O)_2R_5$, $S(O)_2NR_5R_6$, or $NR_5S(O)_2R_6$; or

(ii) (C_3-C_8) cycloalkyl optionally substituted with one or more halogen, cyano, OR_5 , $OC(O)R_5$, $C(O)R_5$, $C(O)OR_5$, $C(O)NR_5R_6$, $NR_5C(O)R_6$, NR_5R_6 , $OS(O)R_5$, SR_5 , $S(O)R_5$, $S(O)_2R_5$, $S(O)_2NR_5R_6$, $NR_5S(O)_2R_6$, (C_1-C_8) alkyl, (C_2-C_8) alkenyl, (C_2-C_8) alkynyl, (C_1-C_8) heteroalkyl, (C_3-C_8) cycloalkyl, (6 to 10 membered) aryl, (5 to 10 membered)heteroaryl, or (3 to 10 membered)heterocyclyl; wherein the alkyl, alkenyl and alkynyl are each optionally substituted with one or more halogen, cyano, OR_5 , $OC(O)R_5$, $C(O)R_5$, $C(O)OR_5$, $C(O)NR_5R_6$, $NR_5C(O)R_6$, NR_5R_6 , $OS(O)R_5$, SR_5 , $S(O)R_5$, $S(O)_2R_5$, $S(O)_2NR_5R_6$, or $NR_5S(O)_2R_6$; and the heteroalkyl, cycloalkyl, aryl, heteroaryl and heterocyclyl are each optionally substituted with one or more (C_1-C_6) alkyl, (C_2-C_6) alkenyl, (C_2-C_6) alkynyl, halogen, cyano, OR_5 , $OC(O)R_5$, $C(O)R_5$, $C(O)OR_5$, $C(O)NR_5R_6$, $NR_5C(O)R_6$, NR_5R_6 , $OS(O)R_5$, SR_5 , $S(O)R_5$, $S(O)_2R_5$, $S(O)_2NR_5R_6$, or $NR_5S(O)_2R_6$;

R_3 is hydrogen or R_2 ;

R_4 is



wherein (i) each X is independently N or CH; and R_7 and R_8 are each independently halogen or CF_3 ; (ii) R_9 is chloro or CF_3 ; R_{10} is fluoro, chloro, or CF_3 ; and R_{11} is hydrogen, fluoro, chloro, CF_3 , or (C_1-C_4) alkyl;

R_5 and R_6 are each independently hydrogen, (C_1-C_8) alkyl, (C_2-C_8) alkenyl, (C_2-C_8) alkynyl, (C_1-C_8) heteroalkyl, (C_3-C_8) cycloalkyl, (C_7-C_{12}) aralkyl, phenyl, (5 to 6

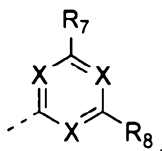
membered)heteroaryl, or (3 to 7 membered)heterocyclyl; or R_5 and R_6 together form a 3 to 10 membered ring; and

(i) when R_7 and R_8 are both CF_3 and X is CH , R_1 is not 3,4-dichlorophenyl or 3,5-dichlorophenyl; and (ii) when R_9 and R_{10} are both CF_3 and R_{11} is hydrogen, R_1 is not 3,4-dichlorophenyl or 3,5-dichlorophenyl.

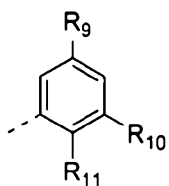
2. The compound of claim 1, wherein L is $S(O)_2$.

3. The compound of claim 1, wherein L is $C(O)$.

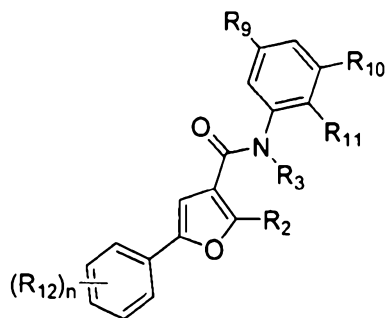
4. The compound of claim 3, wherein R_4 is



5. The compound of claim 3, wherein R_4 is



6. The compound of claim 5, having formula (V):



(V),

or an enantiomer, a mixture of enantiomers, or a mixture of two or more diastereomers thereof;
or a pharmaceutically acceptable salt, solvate, hydrate, or prodrug thereof; wherein:

R_2 is CH_3 or CF_3 ;

R_3 is hydrogen, $(\text{C}_1\text{--C}_4)\text{alkyl}$, or benzyl;

R_9 is chloro or CF_3 ;

R_{10} is fluoro, chloro, or CF_3 ;

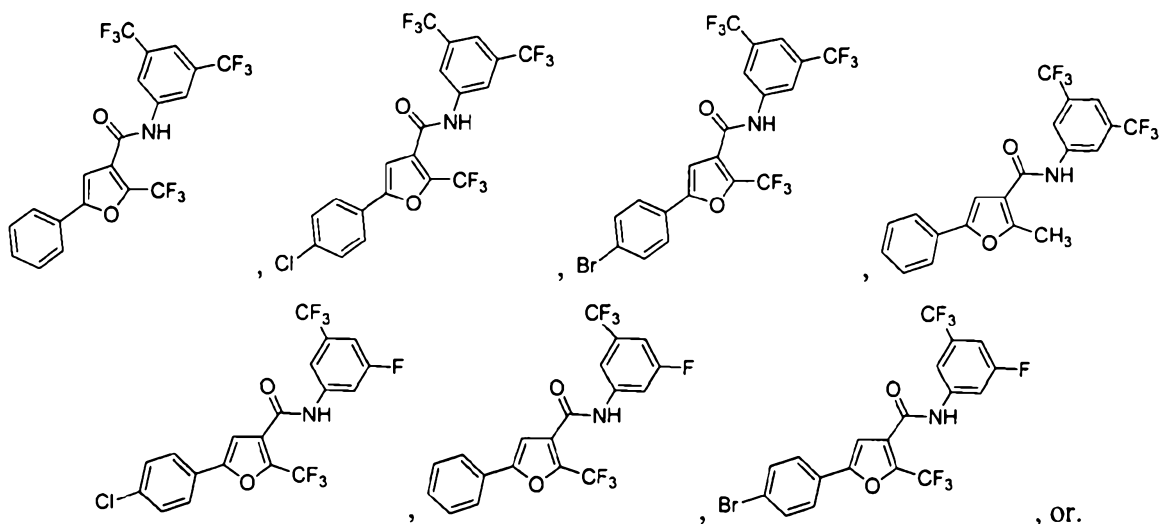
R_{11} is hydrogen, fluoro, chloro, CF_3 , or $(\text{C}_1\text{--C}_4)\text{alkyl}$;

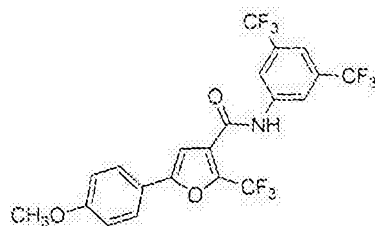
R_{12} is fluoro, chloro, bromo, methyl, hydroxyl, or methoxyl,

n is 0, 1, or 2; and

when R_9 and R_{10} are both CF_3 , R_{11} is hydrogen, and n is 2; then R_{12} is not chloro.

7. The compound of any one of claims 1 and 3–6, wherein the compound is:





8. A pharmaceutical composition comprising a compound of any one of claims 1–7, or an enantiomer, a mixture of enantiomers, or a mixture of two or more diastereomers thereof, or a pharmaceutically acceptable salt, solvate, hydrate, or prodrug thereof, and at least one pharmaceutically acceptable excipient or carrier.

9. The pharmaceutical composition of claim 8, further comprising one or more additional active agents.

10. A method of treating, preventing, or ameliorating, in an individual, one or more symptoms of a disorder mediated by cap-dependent protein translation, comprising administering to the individual a compound of any one of claims 1–7, or an enantiomer, a mixture of enantiomers, or a mixture of two or more diastereomers thereof, or a pharmaceutically acceptable salt, solvate, hydrate, or prodrug thereof, or a pharmaceutical composition of claim 8 or 9.

11. A method of treating, preventing, or ameliorating, in an individual, one or more symptoms of a disorder mediated by eIF4E, comprising administering to the individual a compound of any one of claims 1–7, or an enantiomer, a mixture of enantiomers, or a mixture of two or more diastereomers thereof, or a pharmaceutically acceptable salt, solvate, hydrate, or prodrug thereof, or a pharmaceutical composition of claim 8 or 9.

12. A method of treating, preventing, or ameliorating, in an individual, one or more symptoms of a disorder mediated by the Hedgehog pathway, comprising administering to the individual a compound of any one of claims 1–7, or an enantiomer, a mixture of enantiomers, or a mixture of two or more diastereomers thereof, or a pharmaceutically acceptable salt, solvate, hydrate, or prodrug thereof, or a pharmaceutical composition of claim 8 or 9.

13. The method of any one of claims 10–12, wherein the disorder is cancer, a proliferative disorder, breast cancer, triple negative breast cancer, ER+ breast cancer, ER- breast cancer, basal cell nevus syndrome (Gorlin syndrome), basal cell carcinoma, skin cancer, lung cancer, small cell lung cancer, non-small cell lung cancer, brain cancer, medulloblastoma, glioblastoma, colorectal cancer, ovarian cancer, liver cancer, pancreatic cancer, pancreatic carcinoma, pancreatic angiosarcoma, pancreatic adenocarcinoma, gastric cancer, gastroesophageal junction cancer, prostate cancer, cervical cancer, bladder cancer, head and neck cancer, lymphoma, mantle cell lymphoma, diffuse large B-cell lymphoma, solid tumors that cannot be removed by surgery, locally advanced solid tumors, metastatic solid tumors, leukemia, acute myeloid leukemia (AML), acute lymphoblastic leukemia (ALL), chronic myeloid leukemia (CML), or recurrent or refractory tumors.

14. A method of treating, preventing, or ameliorating, in an individual, one or more symptoms of a disorder, comprising administering to the individual a compound of any one of claims 1–7, or an enantiomer, a mixture of enantiomers, or a mixture of two or more diastereomers thereof, or a pharmaceutically acceptable salt, solvate, hydrate, or prodrug thereof, or a pharmaceutical composition of claim 8 or 9, wherein the disorder is cancer, a proliferative disorder, breast cancer, triple negative breast cancer, ER+ breast cancer, ER- breast cancer, basal cell nevus syndrome (Gorlin syndrome), basal cell carcinoma, skin cancer, lung cancer, small cell lung cancer, non-small cell lung cancer, brain cancer, medulloblastoma, glioblastoma, colorectal cancer, ovarian cancer, liver cancer, pancreatic cancer, pancreatic carcinoma, pancreatic angiosarcoma, pancreatic adenocarcinoma, gastric cancer, gastroesophageal junction cancer, prostate cancer, cervical cancer, bladder cancer, head and neck cancer, lymphoma, mantle cell lymphoma, diffuse large B-cell lymphoma, solid tumors that cannot be removed by surgery, locally advanced solid tumors, metastatic solid tumors, leukemia, acute myeloid leukemia (AML), acute lymphoblastic leukemia (ALL), chronic myeloid leukemia (CML), or recurrent or refractory tumors.

15. The method of any one of claims 13 or 14, wherein the cancer is resistant to conventional therapy.

16. The method of any one of claims 13 or 14, wherein the cancer is vincristine-resistant.

17. The method of any one of claims 13 or 14, wherein the cancer is taxol-resistant.

18. The method of any one of claims 13 or 14, wherein the cancer is cytarabine-resistant.

19. The method of any one of claims 13 or 14, wherein the cancer is doxorubicin-resistant.

20. Use of a compound of any one of claims 1-7, or an enantiomer, a mixture of enantiomers, or a mixture of two or more diastereomers thereof, or a pharmaceutically acceptable salt, solvate, hydrate, or prodrug thereof, or a pharmaceutical composition of claim 8 or 9 in the manufacture of a medicament for the treatment, prevention or amelioration of one or more symptoms of a disorder mediated by cap-dependent protein translation.

21. Use of a compound of any one of claims 1-7, or an enantiomer, a mixture of enantiomers, or a mixture of two or more diastereomers thereof, or a pharmaceutically acceptable salt, solvate, hydrate, or prodrug thereof, or a pharmaceutical composition of claim 8 or 9 in the manufacture of a medicament for the treatment, prevention or amelioration of one or more symptoms of a disorder mediated by eIF4E.

22. Use of a compound of any one of claims 1-7, or an enantiomer, a mixture of enantiomers, or a mixture of two or more diastereomers thereof, or a pharmaceutically acceptable salt, solvate, hydrate, or prodrug thereof, or a pharmaceutical composition of claim 8 or 9 in the manufacture of a medicament for the treatment, prevention or amelioration of one or more symptoms of a disorder mediated by the Hedgehog pathway.

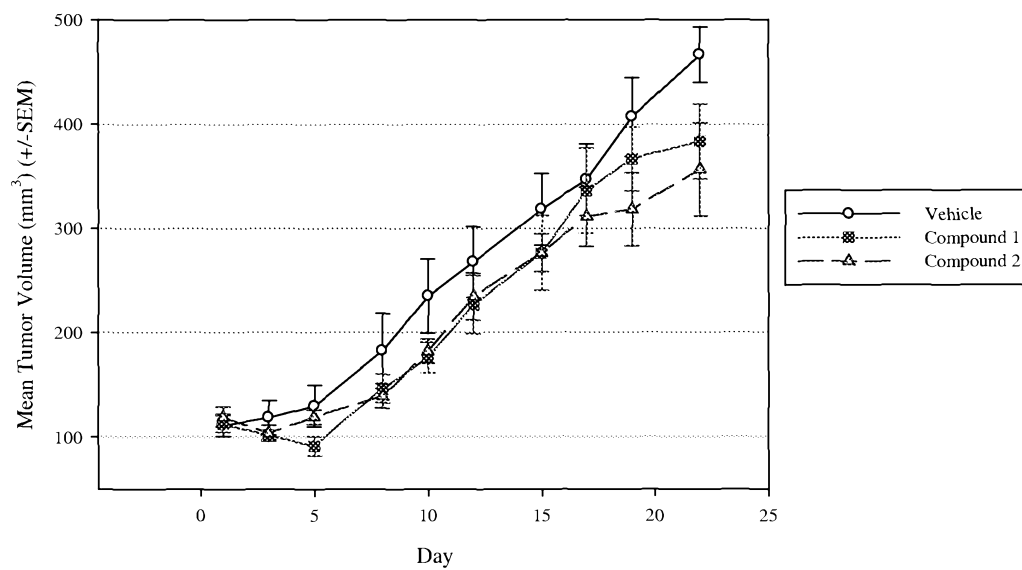
23. The use of any one of claims 20-22 wherein the disorder is cancer, a proliferative disorder, breast cancer, triple negative breast cancer, ER+ breast cancer, ER- breast cancer, basal cell nevus syndrome (Gorlin syndrome), basal cell carcinoma, skin cancer, lung cancer, small cell lung cancer, non-small cell lung cancer, brain cancer, medulloblastoma, glioblastoma, colorectal cancer, ovarian cancer, liver cancer, pancreatic cancer, pancreatic carcinoma, pancreatic angiosarcoma, pancreatic adenocarcinoma, gastric cancer, gastroesophageal junction cancer, prostate cancer, cervical cancer, bladder cancer, head and neck cancer, lymphoma, mantle cell lymphoma, diffuse large B-cell lymphoma, solid tumors that cannot be removed by surgery, locally advanced solid tumors, metastatic solid tumors, leukemia, acute myeloid leukemia (AML), acute lymphoblastic leukemia (ALL), chronic myeloid leukemia (CML), or recurrent or refractory tumors.

24. Use of a compound of any one of claims 1-7, or an enantiomer, a mixture of enantiomers, or a mixture of two or more diastereomers thereof, or a pharmaceutically acceptable salt, solvate, hydrate, or prodrug thereof, or a pharmaceutical composition of claim 8 or 9 in the manufacture of a medicament for the treatment, prevention or amelioration of one or more symptoms of a disorder wherein the disorder is cancer, a proliferative disorder, breast cancer, triple negative breast cancer, ER+ breast cancer, ER- breast cancer, basal cell nevus syndrome (Gorlin syndrome), basal cell carcinoma, skin cancer, lung cancer, small cell lung cancer, non-small cell lung cancer, brain cancer, medulloblastoma, glioblastoma, colorectal cancer, ovarian cancer, liver cancer, pancreatic cancer, pancreatic carcinoma, pancreatic angiosarcoma, pancreatic adenocarcinoma, gastric cancer, gastroesophageal junction cancer, prostate cancer, cervical cancer, bladder cancer, head and neck cancer, lymphoma, mantle cell lymphoma, diffuse large B-cell lymphoma, solid tumors that cannot be removed by surgery, locally advanced solid tumors, metastatic solid tumors, leukemia, acute myeloid leukemia (AML), acute lymphoblastic leukemia (ALL), chronic myeloid leukemia (CML), or recurrent or refractory tumors.

25. The use of any one of claims 23 or 24, wherein the cancer is resistant to conventional therapy.
26. The use of any one of claims 23 or 24, wherein the cancer is vincristine-resistant.
27. The use of any one of claims 23 or 24, wherein the cancer is taxol-resistant.
28. The use of any one of claims 23 or 24, wherein the cancer is cytarabine-resistant.
29. The use of any one of claims 23 or 24, wherein the cancer is doxorubicin-resistant.

Figure 1.

MB468 Xenografts in SCID mice - Tumor Volume - Days from Treatment Start



MB468 Xenografts in SCID mice - Percent weight change

