

(12) INTERNATIONAL APPLICATION PUBLISHED UNDER THE PATENT COOPERATION TREATY (PCT)

(19) World Intellectual Property Organization  
International Bureau



(43) International Publication Date  
17 October 2002 (17.10.2002)

PCT

(10) International Publication Number  
**WO 02/080932 A1**

(51) International Patent Classification<sup>7</sup>: **A61K 31/65**

(21) International Application Number: PCT/US02/10747

(22) International Filing Date: 5 April 2002 (05.04.2002)

(25) Filing Language: English

(26) Publication Language: English

(30) Priority Data:  
60/281,916 5 April 2001 (05.04.2001) US

(71) Applicant (for all designated States except US): **COLLAGENEX PHARMACEUTICALS, INC.** [US/US]; 41 University Drive, Newtown, PA 18940 (US).

(72) Inventor; and

(75) Inventor/Applicant (for US only): **ASHLEY, Robert, A.** [US/US]; 63 Woodhill Road, Newtown, PA 18940 (US).

(74) Agents: **BARON, Ronald, J.** et al.; Hoffmann & Baron, LLP, 6900 Jericho Turnpike, Syosset, NY 11791 (US).

(81) Designated States (national): AE, AG, AL, AM, AT, AU, AZ, BA, BB, BG, BR, BY, BZ, CA, CH, CN, CO, CR, CU, CZ, DE, DK, DM, DZ, EC, EE, ES, FI, GB, GD, GE, GH, GM, HR, HU, ID, IL, IN, IS, JP, KE, KG, KP, KR, KZ, LC, LK, LR, LS, LT, LU, LV, MA, MD, MG, MK, MN, MW, MX, MZ, NO, NZ, OM, PH, PL, PT, RO, RU, SD, SE, SG, SI, SK, SL, TJ, TM, TN, TR, TT, TZ, UA, UG, US, UZ, VN, YU, ZA, ZM, ZW.

(84) Designated States (regional): ARIPO patent (GH, GM, KE, LS, MW, MZ, SD, SL, SZ, TZ, UG, ZM, ZW), Eurasian patent (AM, AZ, BY, KG, KZ, MD, RU, TJ, TM), European patent (AT, BE, CH, CY, DE, DK, ES, FI, FR, GB, GR, IE, IT, LU, MC, NL, PT, SE, TR), OAPI patent (BF, BJ, CF, CG, CI, CM, GA, GN, GQ, GW, ML, MR, NE, SN, TD, TG).

**Published:**

- with international search report
- before the expiration of the time limit for amending the claims and to be republished in the event of receipt of amendments

For two-letter codes and other abbreviations, refer to the "Guidance Notes on Codes and Abbreviations" appearing at the beginning of each regular issue of the PCT Gazette.



**WO 02/080932 A1**

(54) Title: METHODS OF TREATING ACNE

(57) Abstract: A method of treating acne in a human in need thereof comprising administering systemically to said human a tetracycline compound in an amount that is effective to treat acne but has substantially no antibiotic activity, without administering a bisphosphonate compound.

## METHODS OF TREATING ACNE

### CROSS-REFERENCE TO RELATED APPLICATION

5           This application claims the benefit of U.S. Provisional Application No. 60/281,916, filed April 5, 2001, and U.S. Provisional Application No. 60/325,489, filed September 26, 2001, both of which are incorporated herein by reference.

### BACKGROUND OF THE INVENTION

10           Acne is a common disease characterized by various types of lesions. The areas affected typically are areas of the skin where sebaceous glands are largest, most numerous, and most active. The lesions associated with acne are usually categorized as either non-inflammatory or inflammatory.

          Non-inflammatory lesions include comedones. Comedones appear in two  
15 forms, open and closed. Comedones are thought to arise from abnormal follicular differentiation. Instead of undergoing shedding and discharge through the follicular orifice, abnormal desquamated cells (keratinocytes) become unusually cohesive, forming a microcomedo or a microscopic hyperkeratotic plug in the follicular canal. The progressive accumulation of these microcomedones lead to visible comedones.

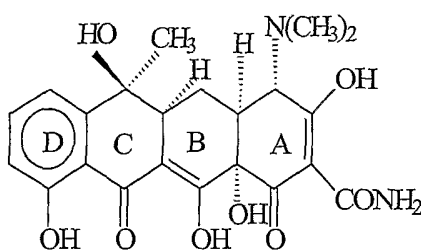
20           In its mildest form, acne is a more or less superficial disorder characterized by slight, spotty skin irritations. In such cases, ordinary skin hygiene is typically a satisfactory treatment. In the more inflammatory types of acne, however, pustules; infected cysts; and in extreme cases, canalizing, inflamed and infected sacs appear. Without effective treatment, these lesions may become extensive and leave  
25 permanent, disfiguring scars.

          Microorganisms, especially *Propionibacterium acnes*, are strongly implicated in the pathogenesis of acne. The microorganisms are thought to release microbial mediators of inflammation into the dermis or trigger the release of cytokines from ductal keratinocytes.

Accordingly, the efficacy of antibiotics in treating acne is thought to be due, in significant part, to the direct inhibitory effect of the antibiotics on the growth and metabolism of these microorganisms. Systemically-administered tetracycline antibiotics, especially minocycline hydrochloride, are particularly effective in treating

5 acne.

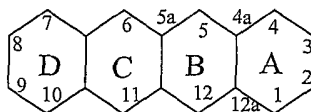
The tetracyclines are a class of compounds of which tetracycline is the parent compound. Tetracycline has the following general structure:



Structure A

10

The numbering system of the multiple ring nucleus is as follows:



Structure B

15 Tetracycline, as well as the 5-hydroxy (oxytetracycline, e.g. Terramycin) and 7-chloro (chlorotetracycline, e.g. Aureomycin) derivatives, exist in nature, and are all well known antibiotics. Semisynthetic derivatives such as 7-

dimethylaminotetracycline (minocycline) and 6 $\alpha$ -deoxy-5-hydroxytetracycline (doxycycline) are also known tetracycline antibiotics. Natural tetracyclines may be

20 modified without losing their antibiotic properties, although certain elements of the structure must be retained to do so.

In addition to the direct antibiotic activity of tetracyclines, further activities of antibiotic tetracyclines have been investigated for possible therapeutic effects on acne.

For example, a study by Elewski et al., *J. Amer. Acad. Dermatol.*, 8:807-812 (1983) suggests that acne therapy, consisting of orally-administered tetracycline at a total daily dose of 1000 mg, may have therapeutic anti-inflammatory effects in addition to antibiotic effects. In particular, it was found that the anti-inflammatory effect of tetracycline was, at least in part, due to inhibition of neutrophil chemotaxis induced by bacterial chemotactic factors.

A more recent study, performed by Eady et al., *J. Invest. Dermatol.*, 101:86-91 (1993), evaluated the effects of oral minocycline or tetracycline therapy on the cytokine and microflora content of open comedones in acne patients. The total daily dose of minocycline administered was 100 mg. The total daily dose of tetracycline administered was 1000 mg.

Eady et al. found that the therapies upregulated the production of bioactive IL-1 $\alpha$ -like material and immunochemical IL-1 $\beta$ . IL-1 is considered to be a pro-inflammatory cytokine.

Accordingly to Eady et al., no overall decrease in the numbers of propionibacteria/mg of comedonal material was found. It is important to note, however, that the numbers of propionibacteria/mg of comedonal material are not expected to decrease in response to antibiotic therapy. Since the bacteria within comedones are encapsulated by the follicle, they are not susceptible to antibiotic treatment.

Another possible activity of tetracyclines in acne therapy was investigated by Bodokh, I., et al., *Acta. Derm. Venerol.*, 77:255-259 (1997). Their study was designed to evaluate the action of minocycline on sebaceous excretion in acne patients. A 100 mg daily dose of minocycline was administered. A subclinical increase in seborrhoea was reported. The authors propose that minocycline induces an increase in seborrhoea via a reduction in ductal obstruction. The mechanism by which the ductal obstruction is reduced is proposed to be a reduction in ductal

irritation. The authors suggest that the reduction of ductal irritation is due to minocycline's direct effect on *P. acnes*, or minocycline's effect on the lipase produced by *P. acnes*.

5           Bodokh et al. also found that during treatment no correlation exists between seborrhoea intensity and clinical severity of acne. The authors state that the lack of correlation shows that seborrhoea is pathogenic because it is the "culture medium" of *P. acnes*. Thus, it can be concluded that the authors consider the antibiotic activity of minocycline to be therapeutically significant with respect to acne.

10

          Similarly, in a recent clinical study it was reported that tetracycline in sub-antibiotic doses had no clinical effect on acne. (Cunliffe et al., *J. Am. Acad. Dermatol.*, 16:591-9 (1987).) In particular, a 100 mg total daily dose of minocycline and a 1.0g total daily dose of tetracycline were found to be necessary to successfully  
15    treat acne.

          The antibiotic effects of antibiotics are generally directly proportional to the dose administered of the antibiotics. Accordingly, in moderate to severe (i.e. inflammatory) forms of acne, oral antibiotics are typically administered at high doses.  
20    For example, in conventional acne therapy, tetracycline is administered at an initial dose of 500 to 2,000 mg/day, followed by a maintenance dose of 250-500 mg/day.

          Clearly, the state-of-the-art teaching is that the clinical efficacy of systemically-administered tetracyclines in the treatment of acne is due, at least in  
25    significant part, to the antibiotic effects of the tetracyclines. In addition to their antibiotic effects, it has been proposed that tetracyclines reduce the number of inflammatory lesions (papules, pustules and nodules) by a variety of non-antibiotic mechanisms. Such mechanisms include interfering with the chemotaxis of polymorphonuclear leukocytes (PMN) into the inflammatory lesion, inhibition of  
30    PMN derived collagenase, and by scavenging reactive oxidative species produced by resident inflammatory cells.

There is no disclosure in the prior art of using either a sub-antibiotic dose of an antibiotic tetracycline compound, or of using a non-antibiotic tetracycline compound for the treatment of acne.

5

The use of tetracycline antibiotics, however, can lead to undesirable side effects. For example, the long term administration of antibiotic tetracyclines can reduce or eliminate healthy microbial flora, such as intestinal flora, and can lead to the production of antibiotic resistant organisms or the overgrowth of yeast and fungi.

10

Accordingly, there is a need for an effective treatment of acne which causes fewer undesirable side effects produced by the systemically-administered antibiotics used in conventional acne therapy.

15

#### SUMMARY OF INVENTION

The present invention provides a method of treating acne in a human in need thereof. The method comprises administering systemically to the human a tetracycline compound in an amount that is effective to treat acne but has substantially no antibiotic activity (i.e. substantially no antimicrobial activity), without administering a bisphosphonate compound.

20

Additionally, the present invention provides methods for reducing the number of comedones, inhibiting oxidation of melanin, and/or inhibiting lipid-associated abnormal follicular differentiation in a human in need thereof. These methods comprise administering systemically to the human a tetracycline compound in an amount that is effective for its purpose, e.g., to reduce the number of comedones, to inhibit oxidation of melanin, and/or to inhibit lipid-associated abnormal follicular differentiation, but has substantially no antibiotic activity.

25  
30

**BRIEF DESCRIPTION OF THE DRAWINGS**

5 Figure 1 shows the photoirritancy factor (PIF) for some tetracycline compounds. For structure K, the compounds indicated are as follows:

	COL	R7	R8	R9
10	308	hydrogen	hydrogen	amino
	311	hydrogen	hydrogen	palmitamide
	306	hydrogen	hydrogen	dimethylamino

For structures L, M, N or O the compounds indicated are as follows:

	COL	R7	R8	R9
15	801	hydrogen	hydrogen	acetamido
	802	hydrogen	hydrogen	dimethylaminoacetamido
20	804	hydrogen	hydrogen	nitro
	805	hydrogen	hydrogen	amino

For structure P, R8 is hydrogen and R9 is nitro.

25

**DETAILED DESCRIPTION**

The present invention provides methods of treating acne. As used herein, the term "acne" is a disorder of the skin characterized by papules, pustules, cysts, nodules, comedones, and other blemishes or skin lesions. These blemishes and lesions are often accompanied by inflammation of the skin glands and pilosebaceous follicles, as well as, microbial, especially bacterial, infection.

For the purposes of this specification, acne includes all known types of acne. Some types of acne include, for example, acne vulgaris, cystic acne, acne atrophica, bromide acne, chlorine acne, acne conglobata, acne cosmetica, acne detergentans, epidemic acne, acne estivalis, acne fulminans, halogen acne, acne indurata, iodide acne, acne keloid, acne mechanica, acne papulosa, pomade acne, premenstrual acne,

acne pustulosa, acne scorbutica, acne scrofulosorum, acne urticata, acne varioliformis, acne venenata, propionic acne, acne excoriee, gram negative acne, steroid acne, nodulocystic acne and acne rosacea. Acne rosacea is characterized by inflammatory lesions (erythema) and permanent dilation of blood vessels (telangectasia).

5

The present invention is particularly effective in treating comedones, e.g., reducing the number of comedones. Both open and closed comedones can be treated in accordance with the methods of this invention.

10

The present invention can also be used to treat certain other types of acneiform dermal disorders, e.g. perioral dermatitis, seborrheic dermatitis in the presence of acne, gram negative folliculitis, sebaceous gland dysfunction, hidradenitis suppurativa, pseudo-folliculitis barbae, or folliculitis.

15

The method comprises the administration of a tetracycline compound to a human in an amount which is effective for its purpose e.g., the treatment of acne, including reducing the number of comedones, but which has substantially no antibiotic activity.

20

The tetracycline compound can be an antibiotic or non-antibiotic compound. The tetracycline compound has the general tetracycline structure indicated above, or a derivative thereof.

25

Some examples of antibiotic (i.e. antimicrobial) tetracycline compounds include doxycycline, minocycline, tetracycline, oxytetracycline, chlortetracycline, demeclocycline, lymecycline and their pharmaceutically acceptable salts. Doxycycline is preferably administered as its hyclate salt or as a hydrate, preferably monohydrate.

30

Non-antibiotic tetracycline compounds are structurally related to the antibiotic tetracyclines, but have had their antibiotic activity substantially or completely

eliminated by chemical modification. For example, non-antibiotic tetracycline compounds are capable of achieving antibiotic activity comparable to that of tetracycline or doxycycline at concentrations at least about ten times, preferably at least about twenty five times, greater than that of tetracycline or doxycycline,  
5 respectively.

Examples of chemically modified non-antibiotic tetracyclines (CMTs) include 4-de(dimethylamino)tetracycline (CMT-1), tetracyclinonitrile (CMT-2), 6-demethyl-6-deoxy-4-de(dimethylamino)tetracycline (CMT-3), 7-chloro-4-  
10 de(dimethylamino)tetracycline (CMT-4), tetracycline pyrazole (CMT-5), 4-hydroxy-4-de(dimethylamino)tetracycline (CMT-6), 4-de(dimethylamino)-12 $\alpha$ -deoxytetracycline (CMT-7), 6-deoxy-5 $\alpha$ -hydroxy-4-de(dimethylamino)tetracycline (CMT-8), 4-de(dimethylamino)-12 $\alpha$ -deoxyanhydrotetracycline (CMT-9), 4-  
15 de(dimethylamino)minocycline (CMT-10).

Further examples of chemically modified non-antibiotic tetracyclines include Structures C-Z. (See Index of Structures.)

Tetracycline derivatives, for purposes of the invention, may be any  
20 tetracycline derivative, including those compounds disclosed generically or specifically in co-pending U.S. patent application serial no. 09/573,654 filed on May 18, 2000, which are herein incorporated by reference.

The minimal amount of the tetracycline compound administered to a human is  
25 the lowest amount capable of providing effective treatment of acne. Effective treatment is a reduction or inhibition of the blemishes and lesions associated with acne. The amount of the tetracycline compound is such that it does not significantly prevent the growth of microbes, e.g. bacteria.

30 Two ways in which to describe the administered amount of a tetracycline compound is by daily dose, and by serum level.

For example, tetracycline compounds that have significant antibiotic activity may be administered in a dose (i.e. amount) which is 10-80% of the antibiotic dose. More preferably, the antibiotic tetracycline compound is administered in a dose which  
5 is 40-70% of the antibiotic dose.

Some examples of antibiotic doses of members of the tetracycline family include 50, 75, and 100 mg/day of doxycycline; 50, 75, 100, and 200 mg/day of minocycline; 250 mg of tetracycline one, two, three, or four times a day; 1000 mg/day  
10 of oxytetracycline; 600 mg/day of demeclocycline; and 600 mg/day of lymecycline.

Examples of the maximum non-antibiotic doses of tetracyclines based on steady-state pharmacokinetics are as follows: 20 mg/twice a day for doxycycline; 38 mg of minocycline one, two, three or four times a day; and 60 mg of tetracycline one,  
15 two, three or four times a day.

In a preferred embodiment, to reduce the number of comedones, doxycycline is administered in a daily amount of from about 30 to about 60 milligrams, but maintains a concentration in human plasma below the threshold for a significant  
20 antibiotic effect.

In an especially preferred embodiment, doxycycline hyclate is administered at a 20 milligram dose twice daily. Such a formulation is sold for the treatment of periodontal disease by CollaGenex Pharmaceuticals, Inc. of Newtown, Pennsylvania  
25 under the trademark Periostat®.

Example 38 below summarizes a clinical study using 20 mg doxycycline hyclate tablets administered twice a day. A significant reduction in the number of comedones was observed. This reduction in the number of comedones is unexpected.  
30 The reduction is particularly unexpected since, as can be seen from the microbiology

results in Example 38, the treatment with doxycycline resulted in no reduction of skin microflora vis-à-vis a placebo control.

5 The administered amount of a tetracycline compound described by serum levels follows.

10 An antibiotic tetracycline compound is advantageously administered in an amount that results in a serum tetracycline concentration which is 10-80% of the minimum antibiotic serum concentration. The minimum antibiotic serum concentration is the lowest concentration known to exert a significant antibiotic effect.

Some examples of the approximate antibiotic serum concentrations of members of the tetracycline family follow.

15 For example, a single dose of two 100 mg minocycline HCl tablets administered to adult humans results in minocycline serum levels ranging from 0.74 to 4.45  $\mu\text{g/ml}$  over a period of an hour. The average level is 2.24  $\mu\text{g/ml}$ .

20 Two hundred and fifty milligrams of tetracycline HCl administered every six hours over a twenty-four hour period produces a peak plasma concentration of approximately 3  $\mu\text{g/ml}$ . Five hundred milligrams of tetracycline HCl administered every six hours over a twenty-four hour period produces a serum concentration level of 4 to 5  $\mu\text{g/ml}$ .

25 In one embodiment, the tetracycline compound can be administered in an amount which results in a serum concentration between about 0.1 and 10.0  $\mu\text{g/ml}$ , more preferably between 0.3 and 5.0  $\mu\text{g/ml}$ . For example, doxycycline is administered in an amount which results in a serum concentration between about 0.1 and 0.8  $\mu\text{g/ml}$ , more preferably between 0.4 and 0.7  $\mu\text{g/ml}$ .

30

Some examples of the plasma antibiotic threshold levels of tetracyclines based on steady-state pharmacokinetics are as follows: 1.0  $\mu\text{g/ml}$  for doxycycline; 0.8  $\mu\text{g/ml}$  for minocycline; and 0.5  $\mu\text{g/ml}$  for tetracycline.

5 Non-antibiotic tetracycline compounds can be used in higher amounts than antibiotic tetracyclines, while avoiding the indiscriminate killing of microbes, and the emergence of resistant microbes. For example, 6-demethyl-6-deoxy-4-de(dimethylamino)tetracycline (CMT-3) may be administered in doses of about 40 to about 200 mg/day, or in amounts that result in serum levels of about 1.55  $\mu\text{g/ml}$  to  
10 about 10  $\mu\text{g/ml}$ .

The actual preferred amounts of tetracycline compounds in a specified case will vary according to the particular compositions formulated, the mode of application, the particular sites of application, and the subject being treated.

15

The tetracycline compounds can be in the form of pharmaceutically acceptable salts of the compounds. The term "pharmaceutically acceptable salt" refers to a salt prepared from tetracycline compounds and pharmaceutically acceptable non-toxic acids or bases. The acids may be inorganic or organic acids of tetracycline  
20 compounds. Examples of inorganic acids include hydrochloric, hydrobromic, hydroiodic, sulfuric, and phosphoric acids. Examples of organic acids include carboxylic and sulfonic acids. The radical of the organic acids may be aliphatic or aromatic. Some examples of organic acids include formic, acetic, phenylacetic, propionic, succinic, glycolic, glucuronic, maleic, furoic, glutamic, benzoic,  
25 anthranilic, salicylic, phenylacetic, mandelic, embonic (pamoic), methanesulfonic, ethanesulfonic, panthenoic, benzenesulfonic, stearic, sulfanilic, alginic, tartaric, citric, gluconic, gulonic, arylsulfonic, and galacturonic acids. Appropriate organic bases may be selected, for example, from N,N-dibenzylethylenediamine, chlorprocaine, choline, diethanolamine, ethylenediamine, meglumine (N-methylglucamine), and  
30 procaine.

The tetracycline compounds mentioned above, especially doxycycline and minocycline, are unexpectedly effective in reducing the number of comedones when administered at a dose which has substantially no antibiotic effect. Preferably the reduction is at least about 20% greater than for a placebo control, more preferably at  
5 least about 30% greater than for a placebo control, most preferably at least about 40% greater than for a placebo control, and optimally at least about 50% greater than for a placebo control.

The inventors are not certain of, and do not wish to be limited by, any  
10 particular mechanism of action. Nevertheless, it is believed that the ability of tetracyclines, such as doxycycline, to inhibit oxidation of melanin and to inhibit lipid-associated abnormal follicular differentiation prevents keratinocytes from becoming cohesive, thereby inhibiting the formation of comedones.

15 Preferably, the tetracycline compounds have low phototoxicity, or are administered in an amount that results in a serum level at which the phototoxicity is acceptable. Phototoxicity is a chemically-induced photosensitivity. Such photosensitivity renders skin susceptible to damage, e.g. sunburn, blisters, accelerated aging, erythemas and eczematoid lesions, upon exposure to light, in particular  
20 ultraviolet light. The preferred amount of the tetracycline compound produces no more phototoxicity than is produced by the administration of a 40 mg total daily dose of doxycycline.

Phototoxicity can be evaluated in terms of a photoirritancy factor (PIF), as  
25 described in the examples. A PIF value of about 1.0 indicates that a compound is considered to have no measurable phototoxicity.

The low phototoxic derivatives preferably have PIF values no greater than about 5, preferably no greater than about 2, more preferably no greater than about 1.5,  
30 most preferably no greater than about 1.2, and optimally about 1.

Some antibiotic tetracyclines having low phototoxicity include, for example, minocycline and tetracycline.

Some non-antibiotic tetracyclines having low phototoxicity include, but are not limited to, tetracycline compounds having the general formulae:

### STRUCTURE K

wherein: R7, R8, and R9 taken together in each case, have the following meanings:

10

R7	R8	R9
hydrogen	hydrogen	amino
hydrogen	hydrogen	palmitamide
hydrogen	hydrogen	dimethylamino

15

and

### STRUCTURE L

### STRUCTURE M

### STRUCTURE N

### STRUCTURE O

20

wherein: R7, R8, and R9 taken together in each case, have the following meanings:

R7	R8	R9
hydrogen	hydrogen	acetamido
hydrogen	hydrogen	dimethylaminoacetamido
hydrogen	hydrogen	nitro
hydrogen	hydrogen	amino

25

and

30

### STRUCTURE P

wherein: R8, and R9 taken together are, respectively, hydrogen and nitro.

The tetracycline compounds are administered without administering a bisphosphonate compound. Bisphosphonates compounds are related to inorganic

35

pyrophosphonic acid. The bisphosphonates include, as non-limiting examples, alendronate ((4-amino-1-hydroxybutylidene) bisphosphonic acid), clodronate (dichloromethane diphosphonic acid), etidronate ((1-hydroxyethylidene) diphosphonic acid) and pamidronate ((3-amino-1-hydroxypropylidene) bisphosphonic acid); also  
5 risedronate ([-hydroxy-2-(3-pyridinyl)ethylidene] bisphosphonic acid), tiludronate, i.e., tiludronic acid ([4-chlorophenyl thio] methylene] bisphosphonic acid) and zolendronate.

The tetracycline compounds may, for example, be administered systemically.  
10 For the purposes of this specification, "systemic administration" means administration to a human by a method that causes the compounds to be absorbed into the bloodstream.

For example, the tetracycline compounds can be administered orally by any  
15 method known in the art. For example, oral administration can be by tablets, capsules, pills, troches, elixirs, suspensions, syrups, wafers, chewing gum and the like.

Additionally, the tetracycline compounds can be administered enterally or  
20 parenterally, e.g., intravenously; intramuscularly; subcutaneously, as injectable solutions or suspensions; intraperitoneally; or rectally. Administration can also be intranasally, in the form of, for example, an intranasal spray; or transdermally, in the form of, for example, a patch.

25 For the pharmaceutical purposes described above, the tetracycline compounds of the invention can be formulated per se in pharmaceutical preparations optionally with a suitable pharmaceutical carrier (vehicle) or excipient as understood by practitioners in the art. These preparations can be made according to conventional chemical methods.

30 In the case of tablets for oral use, carriers which are commonly used include lactose and corn starch, and lubricating agents such as magnesium stearate are

commonly added. For oral administration in capsule form, useful carriers include lactose and corn starch. Further examples of carriers and excipients include milk, sugar, certain types of clay, gelatin, stearic acid or salts thereof, calcium stearate, talc, vegetable fats or oils, gums and glycols.

5

When aqueous suspensions are used for oral administration, emulsifying and/or suspending agents are commonly added. In addition, sweetening and/or flavoring agents may be added to the oral compositions.

10

For intramuscular, intraperitoneal, subcutaneous and intravenous use, sterile solutions of the tetracycline compounds can be employed, and the pH of the solutions can be suitably adjusted and buffered. For intravenous use, the total concentration of the solute(s) can be controlled in order to render the preparation isotonic.

15

The tetracycline compounds of the present invention can further comprise one or more pharmaceutically acceptable additional ingredient(s) such as alum, stabilizers, buffers, coloring agents, flavoring agents, and the like.

20

The tetracycline compound may be administered intermittently. For example, the tetracycline compound may be administered 1-6 times a day, preferably 1-4 times a day.

25

Alternatively, the tetracycline compound may be administered by sustained release. Sustained release administration is a method of drug delivery to achieve a certain level of the drug over a particular period of time. The level typically is measured by serum concentration. Further description of methods of delivering tetracycline compounds by sustained release can be found in the patent application, "Controlled Delivery of Tetracycline and Tetracycline Derivatives," filed on April 5, 2001 and assigned to CollaGenex Pharmaceuticals, Inc. of Newtown, Pennsylvania.

30

The aforementioned application is incorporated herein by reference in its entirety.

For example, 40 milligrams of doxycycline may be administered by sustained release over a 24 hour period.

5 In the embodiment in which the tetracycline compound is a non-antibiotic tetracycline compound, administration can include topical application. Particular non-antibiotic tetracycline compounds have only limited biodistribution, e.g. CMT-5. In such cases, topical application is the preferred method of administration of the compound.

10 Carrier compositions deemed to be suited for topical use include gels, salves, lotions, creams, ointments and the like. The non-antibiotic tetracycline compound can also be incorporated with a support base or matrix or the like which can be directly applied to skin.

15 Topical application of non-antibiotic tetracycline compounds are effective in treating acne while not inducing significant toxicity in the human. For example, amounts of up to about 25% (w/w) in a vehicle are effective. Amounts of from about 0.1% to about 10% are preferred.

20 Combined or coordinated topical and systemic administration of the tetracycline compounds is also contemplated under the invention. For example, a non-absorbable non-antibiotic tetracycline compound can be administered topically, while a tetracycline compound capable of substantial absorption and effective systemic distribution in a human can be administered systemically.

25 The tetracycline compounds are prepared by methods known in the art. For example, natural tetracyclines may be modified without losing their antibiotic properties, although certain elements of the structure must be retained. The modifications that may and may not be made to the basic tetracycline structure have  
30 been reviewed by Mitscher in *The Chemistry of Tetracyclines*, Chapter 6, Marcel Dekker, Publishers, New York (1978). According to Mitscher, the substituents at

positions 5-9 of the tetracycline ring system may be modified without the complete loss of antibiotic properties. Changes to the basic ring system or replacement of the substituents at positions 1-4 and 10-12, however, generally lead to synthetic tetracyclines with substantially less or effectively no antibiotic activity.

5

Further methods of preparing the tetracycline compounds are described in the examples.

### EXAMPLES

10

The following examples serve to provide further appreciation of the invention but are not meant in any way to restrict the effective scope of the invention.

#### Preparation of Compounds

15

#### EXAMPLE 1

4-Dedimethylamino-7-dimethylamino-6-demethyl-6-deoxy-9-nitrotetracycline sulfate

To a solution of one millimole of 4-dedimethylamino-7-dimethylamino-6-demethyl-6-deoxytetracycline in 25 ml of concentrated sulfuric acid at 0°C was added 1.05 mmole of potassium nitrate. The resulting solution was stirred at ice bath temperature for 15 minutes and poured in one liter of cold ether with stirring. The precipitated solid was allowed to settle and the majority of solvent decanted. The remaining material was filtered through a sintered glass funnel and the collected solid was washed well with cold ether. The product was dried in a vacuum desiccator overnight.

25

#### EXAMPLE 2

9-amino-4-dedimethylamino-7-dimethylamino-6-demethyl-6-deoxytetracycline sulfate

30

To a solution of 300 mg of the 9-nitro compound from example 1, in 30 ml of ethanol was added 50 mg of PtO<sub>2</sub>. The mixture was hydrogenated at atmospheric pressure until the theoretical amount of hydrogen was absorbed. The system is flushed with nitrogen, the catalyst PtO<sub>2</sub> is filtered and the filtrate added dropwise to 300 ml of ether. The product that separates is filtered and dried in a vacuum desiccator.

### EXAMPLE 3

9-Acetamido-4-dedimethylamino-7-dimethylamino-6-demethyl-6-deoxytetracycline sulfate

10

To a well stirred cold solution of 500 mg of 9-amino-4-dedimethylamino-7-dimethylamino-6-demethyl-6-deoxytetracycline sulfate from example 2, in 2.0 ml of 1.3-dimethyl-2-imidazolidinone, 500 mg of sodium bicarbonate was added followed by 0.21 ml of acetyl chloride. The mixture is stirred at room temperature for 30 minutes, filtered and the filtrate was added dropwise to 500 ml of ether. The product that separated was filtered and dried in a vacuum desiccator.

### EXAMPLE 4

4-Dedimethylamino-7-dimethylamino-6-demethyl-6-deoxy-9-diazoniumtetracycline sulfate

20

To a solution of 0.5 g of 9-amino-4-dedimethylamino-7-dimethylamino-6-demethyl-6-deoxytetracycline sulfate, from example 2, in 10 ml of 0.1N hydrochloric acid in methanol cooled in an ice bath, 0.5 ml of n-butyl nitrite was added. The solution was stirred at ice bath temperature for 30 minutes and then poured into 250 ml of ether. The product that separated was filtered, washed with ether and dried in a vacuum desiccator.

### EXAMPLE 5

9-Azido-4-dedimethylamino-7-dimethylamino-6-demethyl-6-deoxytetracycline sulfate

30

To a solution of 0.3 mmole of 4-dedimethylamino-7-dimethylamino-6-demethyl-6-deoxy-9-diazoniumtetracycline sulfate, from example 4, 10 ml of 0.1 N methanolic hydrogen chloride was added 0.33 mmole of sodium azide. The mixture was stirred at room temperature for 1.5 hours. The reaction mixture was then poured  
5 into 200 ml of ether. The product that separated was filtered and dried in a vacuum desiccator.

#### **EXAMPLE 6**

9-Amino-8-chloro-4-dedimethylamino-7-dimethylamino-6-demethyl-6-deoxy-  
10 tetracycline sulfate

One gram of 9-azido-4-dedimethylamino-7-dimethylamino-6-demethyl-6-deoxytetracycline hydrochloride, from example 4, was dissolved in 10 ml of concentrated sulfuric acid saturated with HCL at 0°C. The mixture was stirred at ice  
15 bath temperature for 1.5 hours and then slowly added dropwise to 500 ml of cold ether. The product that separated was filtered, washed with ether and dried in a vacuum desiccator.

#### **EXAMPLE 7**

20 4-Dedimethylamino-7-dimethylamino-6-demethyl-6-deoxy-9-ethoxythiocarbonylthio-tetracycline sulfate

A solution of 1.0 mmole of 4-dedimethylamino-7-dimethylamino-6-demethyl-6-deoxy-9-diazoniumtetracycline sulfate, from example 4, in 15 ml of water was  
25 added to a solution of 1.15 mmole of potassium ethyl xanthate in 15 ml of water. The mixture was stirred at room temperature for one hour. The product separated and was filtered and dried in a vacuum desiccator.

**EXAMPLE 8A**

## General Procedure for Nitration

To 1 mmole of a 4-dedimethylamino-6-deoxytetracycline in 25 ml of  
5 concentrated sulfuric acid at 0°C was added 1 mmole of potassium nitrate with  
stirring. The reaction solution was stirred for 15 minutes and then poured into 100 g  
of chopped ice. The aqueous solution was extracted 5 times with 20 ml of butanol  
each time. The butanol extracts were washed three times with 10 ml of water each  
time, and concentrated *in vacuo* to a volume of 25 ml. The light yellow crystalline  
10 solid which precipitated was filtered, washed with 2 ml of butanol and dried *in vacuo*  
at 60°C for 2 hours. This solid was a mixture of the two mononitro isomers.

**EXAMPLE 8B**

## 4-Dedimethylamino-6-deoxy-9-nitrotetracycline

15

To 980 mg of the nitration product from 4-dedimethylamino-6-  
deoxytetracycline (a mixture of the 2 isomers) in 25 ml of methanol was added  
enough triethylamine to dissolve the solid. The filtered solution (pH 9.0) was  
adjusted to pH 5.2 with concentrated sulfuric acid. A crystalline yellow solid (236  
20 mg.) was obtained (29% yield). The material at this point was quite pure and  
contained only small amounts of the 7-isomer. Final purification was accomplished  
by liquid partition chromatography using a diatomaceous earth packed column and  
the solvent system: chloroform: butanol: 0.5 M phosphate buffer (pH 2) (16:1:10).

25

**EXAMPLE 9**

## 4-Dedimethylamino-6-deoxy-7-nitrotetracycline

The methanol filtrate from example 8 was immediately adjusted to pH 1.0  
with concentrated sulfuric acid. The light yellow crystalline solid, which was  
30 obtained as the sulfate salt. A purified free base was obtained by adjusting an  
aqueous solution of the sulfate salt (25 mg/ml) to pH 5.2 with 2 N sodium carbonate.

**EXAMPLE 10**

## 9-Amino-4-dedimethylamino-6-deoxytetracycline

To a solution of 300 mg of the 9-nitro compound, prepared in example 8, in 30  
5 ml of ethanol was added 50 mg of PtO<sub>2</sub>. The mixture was hydrogenated at  
atmospheric pressure until the theoretical amount of hydrogen was absorbed. The  
system is flushed with nitrogen, the PtO<sub>2</sub> catalyst is filtered and the filtrate added  
dropwise to 300 ml of ether. The solid that separates is filtered and dried in a vacuum  
desiccator.

10

**EXAMPLE 11**

## 9-Acetamido-4-dedimethylamino-6-deoxytetracycline sulfate

To well stirred cold solution of 500 mg of 9-amino-4-dedimethylamino-6-  
15 deoxytetracycline sulfate, from example 10, in 2.0 ml of 1,3-dimethyl-2-  
imidazolidinone was added 500 mg of sodium bicarbonate followed by 0.21 ml of  
acetyl chloride. The mixture was stirred at room temperature for 30 minutes, filtered  
and the filtrate was added dropwise to 500 ml of ether. The solid that separated was  
filtered and dried in a vacuum desiccator.

20

**EXAMPLE 12**

## 4-Dedimethylamino-6-deoxy-9-diazoniumtetracycline sulfate

To a solution of 0.5 g of 9-amino-4-dedimethylamino-6-deoxytetracycline  
25 sulfate, from example 10, in 10 ml of 0.1N hydrochloric acid in methanol cooled in  
an ice bath was added 0.5 ml of n-butyl nitrite. The solution was stirred at ice bath  
temperature for 30 minutes and the poured into 250 ml of ether. The solid that  
separated was filtered, washed with ether and dried in a vacuum desiccator.

30

**EXAMPLE 13**

## 9-Azido-4-dedimethylamino-6-deoxytetracycline sulfate

To a solution of 0.3 mmole of 4-dedimethylamino-6-deoxy-9-diazoniumtetracycline sulfate, of example 12, 10 ml of 0.1 N methanolic hydrogen chloride was added 0.33 mmole of sodium azide. The mixture was stirred at room temperature for 1.5 hours. The reaction mixture was then poured into 200 ml of ether.  
5 The solid that separated was filtered and dried in a vacuum desiccator.

#### EXAMPLE 14

##### 9-Amino-8-chloro-4-dedimethylamino-6-deoxytetracycline sulfate

10 One gram of 9-azido-4-dedimethylamino-7-dimethylamino-6-deoxytetracycline hydrochloride, from example 13, was dissolved in 10 ml of concentrated sulfuric acid saturated with HCL at 0°C. The mixture was stirred at ice bath temperature for 1.5 hours and then slowly added dropwise to 500 ml of cold ether. The solid that separated was filtered, washed and ether and dried in a vacuum  
15 desiccator.

#### EXAMPLE 15

##### 4-Dedimethylamino-6-deoxy-9-ethoxythiocarbonylthiotetracycline sulfate

20 A solution of 1.0 mmole of 4-dedimethylamino-6-deoxy-9-diazoniumtetracycline sulfate, from example 12, in 15 ml of water was added to a solution of 1.15 mmole of potassium ethyl xanthate in 15 ml of water. The mixture was stirred at room temperature for one hour. The solid that separated was filtered and dried in a vacuum desiccator.

25

#### EXAMPLE 16

##### 9-Dimethylamino-4-dedimethylamino-6-deoxytetracycline sulfate

To a solution of 100 mg. of the 9-amino compound from example 10, in 10 ml  
30 of ethylene glycol monomethyl ether is added 0.05 ml of concentrated sulfuric acid, 0.4 ml. of a 40% aqueous formaldehyde solution and 100 mg of a 10% palladium on

carbon catalyst. The mixture is hydrogenated under atmospheric pressure and room temperature for 20 minutes. The catalyst was filtered and the filtrate was evaporated to dryness under reduced pressure. The residue is dissolved in 5 ml of methanol and this solution was added to 100 ml of ether. The product that separated was filtered  
5 and dried, yield, 98 mg.

#### EXAMPLE 17

##### 7-Amino-4-dedimethylamino-6-deoxytetracycline

10 This compound can be made using Procedure A or B. Procedure A. To a solution of 300 mg of the 7-nitro compound, from example 1, in 30 ml of ethanol was added 50 mg of PtO<sub>2</sub>. The mixture was hydrogenated at atmospheric pressure until the theoretical amount of hydrogen was absorbed. The system is flushed with nitrogen, the catalyst PtO<sub>2</sub> is filtered and the filtrate added dropwise to 300 ml of  
15 ether. The solid that separates is filtered and dried in a vacuum desiccator.

Procedure B. 1 g of 6-deoxy-4-dedimethylamino-tetracycline was dissolved in 7.6 ml THF and 10.4 ml methanesulfonic acid at -10°C. After warming the mixture to 0°C a solution of 0.86 g of dibenzyl azodicarboxylate was added and the mixture  
20 stirred for 2 hours at 0°C to yield 7-[1,2-bis(carbobenzyloxy)hydrazino]-4-dedimethylamino-6-deoxytetracycline. A solution of 1 millimole of this material in 70 ml 2-methoxyethanol, and 300 mg 10% Pd-C was hydrogenated at room temperature to give 7-amino-6-deoxy-4-dedimethylaminotetracycline.

25

#### EXAMPLE 18

##### 7-Amino-6-deoxy-5-hydroxy-4-dedimethylaminotetracycline

1g of 6-deoxy-5-hydroxy-4-dedimethylaminotetracycline **3** was dissolved in 7.6 ml THF and 10.4 ml methanesulfonic acid at -10°C. After warming the mixture to  
30 0°C a solution of 0.86g dibenzyl azodicarboxylate in 0.5 ml THF was added and the mixture stirred for 2 hours at 0°C to yield 7-[1,2-bis(carbobenzyloxy)hydrazino]-4-

dedimethylamino-6-deoxy-5-hydroxytetracycline. A solution of 1 millimole of this material in 70 ml 2-methoxyethanol, and 300 mg 10% Pd-C was hydrogenated at room temperature to give 7-amino-6-deoxy-5-hydroxytetracycline.

5

**EXAMPLE 19**

7-Acetamido-4-dedimethylamino-6-deoxy-5-hydroxytetracycline sulfate.

To well stirred cold solution of 500 mg of 7-amino-4-dedimethylamino-6-deoxy-5-hydroxytetracycline sulfate, from example 18, in 2.0 ml of 1,3-dimethyl-2-imidazolidinone was added 500 mg of sodium bicarbonate followed by 0.21 ml of acetyl chloride. The mixture was stirred at room temperature for 30 minutes, filtered and the filtrate was added dropwise to 500 ml of ether. The solid that separated was filtered and dried in a vacuum desiccator.

10

**EXAMPLE 20**

15 4-Dedimethylamino-6-deoxy-5-hydroxy-7-diazoniumtetracycline hydrochloride

To a solution of 0.5 g of 7-amino-4-dedimethylamino-6-deoxy-5-hydroxytetracycline sulfate, from example 20, in 10 ml of 0.1N hydrochloric acid in methanol cooled in an ice bath was added 0.5 ml of n-butyl nitrite. The solution was stirred at ice bath temperature for 30 minutes and then poured into 250 ml of ether. The solid that separated was filtered, washed with ether and dried in a vacuum desiccator.

20

**EXAMPLE 21**

25 7-Azido-4-dedimethylamino-6-deoxy-5-hydroxytetracycline

To a solution of 0.3 mmole of 4-dedimethylamino-6-deoxy-5-hydroxy-7-diazoniumtetracycline hydrochloride, from example 20, 10 ml of 0.1 N methanolic hydrogen chloride was added 0.33 mmole of sodium azide. The mixture was stirred at room temperature for 1.5 hours. The reaction mixture was then poured into 200 ml of ether. The solid that separated was filtered and dried in a vacuum desiccator.

30

**EXAMPLE 22**

7-Amino-8-chloro-4-dedimethylamino-6-deoxy-5-hydroxytetracycline sulfate

5 One gram of 7-azido-4-dedimethylamino-7-dimethylamino-6-deoxy-5-hydroxytetracycline sulfate, from example 21, was dissolved in 10 ml of concentrated sulfuric acid (previously saturated with hydrogen chloride) at 0°C. The mixture was stirred at ice bath temperature for 1.5 hours and then slowly added dropwise to 500 ml of cold ether. The solid that separated was filtered, washed with ether and dried in a vacuum desiccator.

10

**EXAMPLE 23**

4-Dedimethylamino-6-deoxy-5-hydroxy-7-ethoxythiocarbonylthiotetracycline

15 A solution of 1.0 mmole of 4-dedimethylamino-6-deoxy-5-hydroxy-7-diazoniumtetracycline hydrochloride, from example 20, in 15 ml of water was added to a solution of 1.15 mmole of potassium ethyl xanthate in 15 ml of water. The mixture was stirred at room temperature for one hour. The solid that separated was filtered and dried in a vacuum desiccator.

20

**EXAMPLE 24**

7-Dimethylamino-4-dedimethylamino-6-deoxy-5-hydroxytetracycline sulfate

25 To a solution of 100 mg of the 7-amino compound in 10 ml of ethylene glycol monomethyl ether is added 0.05 ml of concentrated sulfuric acid, 0.4 ml of a 40% aqueous formaldehyde solution and 100 mg of a 10% palladium on carbon catalyst. The mixture is reduced with hydrogen at atmospheric pressure and room temperature for 20 minutes. The catalyst was filtered and the filtrate was evaporated to dryness under reduced pressure. The residue is dissolved in 5 ml of methanol and this solution was added to 100 ml of ether. The product that separated was filtered and  
30 dried, yield, 78 mg.

**EXAMPLE 25**

## 7-Diethylamino-4-dedimethylamino-5-hydroxytetracycline sulfate

To a solution of 100 mg of the 7-amino compound in 10 ml of ethylene glycol  
5 monomethyl ether is added 0.05 ml of concentrated sulfuric acid, 0.4 ml of  
acetaldehyde and 100 mg of a 10% palladium on carbon catalyst. The mixture is  
reduced with hydrogen at atmospheric pressure at room temperature for 20 minutes.  
The catalyst was filtered and filtrate was evaporated to dryness under reduced  
pressure. The residue is dissolved in 5 ml of methanol and this solution was added to  
10 100 ml of ether. The product that separated was filtered and dried.

**EXAMPLE 26**

## 4-Dédimethylamino-6-déoxy-7-diazoniumtetracycline hydrochloride

To a solution of 0.5 g. of 7-amino-4-dedimethylamino-6-deoxytetracycline  
15 sulfate, from example 17, in 10 ml of 0.1N hydrochloric acid in methanol cooled in an  
ice bath was added 0.5 ml of n-butyl nitrite. The solution was stirred at ice bath  
temperature for 30 minutes and then poured into 250 ml of ether. The solid that  
separated was filtered, washed with ether and dried in a vacuum desiccator.

20

**EXAMPLE 27**

## 7-Azido-4-dedimethylamino-6-deoxytetracycline

To a solution of 0.3 mmole of 4-dedimethylamino-6-deoxy-7-  
25 diazoniumtetracycline hydrochloride, from example 26, 10 ml of 0.1 N methanolic  
hydrogen chloride was added 0.33 mmole of sodium azide. The mixture was stirred  
at room temperature for 1.5 hours. The reaction mixture was then poured into 200 ml  
of ether. The solid that separated was filtered and dried in a vacuum desiccator.

30

**EXAMPLE 28**

## 7-Amino-8-chloro-4-dedimethylamino-6-deoxytetracycline sulfate

One gram of 7-azido-4-dedimethylamino-7-dimethylamino-6-deoxytetracycline sulfate was dissolved in 10 ml of concentrated sulfuric acid (previously saturated with hydrogen chloride) at 0°C. The mixture was stirred at ice bath temperature for 1.5 hours and then slowly added dropwise to 500 ml of cold ether. The solid that separated was filtered, washed with ether and dried in a vacuum desiccator.

#### EXAMPLE 29

4-Dedimethylamino-6-deoxy-7-ethoxythiocarbonylthiotetracycline

10

A solution of 1.0 mmole of 4-dedimethylamino-6-deoxy-7-diazoniumtetracycline hydrochloride, from example 26, in 15 ml of water was added to a solution of 1.15 mmole of potassium ethyl xanthate in 15 ml of water. The mixture was stirred at room temperature for one hour. The solid that separated was filtered and dried in a vacuum desiccator.

15

#### EXAMPLE 30

7-Dimethylamino-4-dedimethylamino-6-deoxytetracycline sulfate

To a solution of 100 mg of the 7-amino compound, from example 26, in 10 ml of ethylene glycol monomethyl ether is added 0.05 ml of concentrated sulfuric acid, 0.4 ml of a 40% aqueous formaldehyde solution and 100 mg of a 10% palladium on carbon catalyst. The mixture is reduced with hydrogen at atmospheric pressure and room temperature for 20 minutes. The catalyst was filtered and the filtrate was evaporated to dryness under reduced pressure. The residue is dissolved in 5 ml of methanol and this solution was added to 100 ml of ether. The product that separated was filtered and dried.

20

25

#### EXAMPLE 31

9-Acetamido-8-chloro-4-dedimethylamino-7-dimethylamino-6-deoxy-6-demethyltetracycline

30

To well stirred cold solution of 500 mg of 9-amino-8-chloro-4-dedimethylamino-6-deoxy-6-demethyl-7-dimethyl amino tetracycline sulfate, from example 6, in 2.0 ml of 1,3-dimethyl -2-imidazolidinone was added 500 mg of sodium bicarbonate followed by 0.21 ml. of acetyl chloride. The mixture was stirred at room temperature for 30 minutes, filtered and the filtrate was added dropwise to 500 ml of ether. The solid that separated was filtered and dried in a vacuum desiccator.

### EXAMPLE 32

8-Chloro-4-dedimethylamino-7-dimethylamino-6-deoxy-6-demethyl-9-ethoxythiocarbonylthiotetracycline

A solution of 1.0 mmole of -8-chloro-4-dedimethylamino-6-deoxy-6-demethyl-7-dimethyl amino-9-diazoniumtetracycline hydrochloride in 15 ml of water was added to a solution of 1.15 mmole of potassium ethyl xanthate in 15 ml of water. The mixture was stirred at room temperature for one hour. The solid that separated was filtered and dried in a vacuum desiccator.

### EXAMPLE 33

8-Chloro-9-dimethylamino-4-dedimethylamino-7-dimethylamino-6-deoxy-6-demethyltetracycline sulfate

To a solution of 100 mg. of the 9- amino compound, from example 6, in 10 ml of ethylene glycol monomethyl ether is added 0.05 ml of concentrated sulfuric acid, 0.4 ml of acetaldehyde and 100 mg of a 10% palladium on carbon catalyst. The mixture is reduced with hydrogen at atmospheric pressure and room temperature for 20 minutes. The catalyst was filtered and the filtrate was evaporated to dryness under reduced pressure. The residue is dissolved in 5 ml of methanol and this solution was added to 100 ml of ether. The product that separated was filtered and dried.

**EXAMPLE 34**

N-(4-methylpiperazin-1-yl) methyl-4-dedimethylamino-6-demethyl-6-deoxytetracycline

5 An aqueous solution of 58 mg (37%) formaldehyde (0.72 mmol) was added to a solution of 203 mg (0.49 mmol) of 4-dedimethylamino-6-demethyl-6-deoxytetracycline in 5.0 ml ethylene glycol dimethyl ether. The mixture was stirred at room temperature for 0.5 hours. 56 mg (0.56 mmol) of 1-methylpiperazine was then added and the resulting mixture was stirred overnight and refluxed for 20  
10 minutes. The mixture was then cooled and a solid product was collected by filtration. The solid product was then washed with the solvent and dried by vacuum filtration.

**EXAMPLE 35**

N-(4-methylpiperazin-1-yl)methyl-4-dedimethylamino-6-demethyl-6-deoxy-9-  
15 hexanoylamino-tetracycline

An aqueous solution of 49 mg 37 % formaldehyde (0.60 mmol) was added to a solution of 146 mg (0.30 mmol) of 4-dedimethylamino-6-demethyl-6-deoxy-9-hexanoylamino-tetracycline in 5.0 ml ethylene glycol dimethyl ether. The mixture was  
20 stirred at room temperature for 0.5 hours. 60 mg (0.60 mmol) of 1-methylpiperazine was then added and the resulting mixture was stirred overnight and refluxed for 20 minutes. The mixture was then cooled and a solid product was collected by filtration. The solid product was then washed with the solvent and dried by vacuum filtration.

25

**EXAMPLE 36**

4-Dedimethylamino-6-demethyl-6-deoxy-9-hexanoylamino-tetracycline.

1.54 g (7.2 mmol) of hexanoic anhydride and 150 mg of 10% Pd/C catalyst were added to 300 mg (0.72 mmol) of 4-dedimethylamino-6-demethyl-6-  
30 deoxytetracycline in 6.0 ml of 1,4-dioxane and 6.0 ml of methanol. The mixture was hydrogenated overnight at room temperature. The catalyst was removed by filtration

and the filtrate was concentrated under reduced pressure. The residue was dissolved in 7 ml of ethyl acetate and triturated with 50 ml of hexane to produce a solid product. The solid product was filtered and dried by vacuum filtration.

5

**EXAMPLE 37****Phototoxicity Determination**

BALB/c 3T3 (CCL-163) cells were obtained from ATCC and cultured in antibiotic-free Dulbecco's Minimum Essential Medium (4.5g/l glucose)(DMEM) supplemented with L-glutamine (4mM) and 10% newborn calf serum. The working cell bank was prepared and found to be free of mycoplasma. Streptomycin sulfate (100  $\mu$ g/ml) and penicillin (100 IU/ml) were added to the medium after the cells were treated with test article in 96-well plates.

15

Serial dilutions of the tetracycline derivatives were prepared in DMSO at concentrations 100x to final testing concentration. The CMT dilutions in DMSO were then diluted in Hanks' Balanced Salt Solution (HBSS) for application to the cells. The final DMSO concentration was 1% in treated and control cultures. For the dose range finding assay, 8 serial dilutions covered a range of 100 to 0.03 mg/ml in half log steps while the definitive assays used 6 to 8 doses prepared in quarter log steps, centered on the expected 50% toxicity point. In many cases, the dose range for treatment without UV light was different from the dose range selected with UV light. One hundred  $\mu$ g/ml is the highest dose recommended to prevent false negative results from UV absorption by the dosing solutions.

25

Controls: Each assay included both negative (solvent) and positive controls. Twelve wells of negative control cultures were used on each 96-well plate. Chlorpromazine (Sigma) was used as the positive control and was prepared and dosed like the test tetracycline derivatives.

30

Solar Simulator: A Dermalight SOL3 solar simulator, equipped with a UVA H1 filter (320-400 nm), was adjusted to the appropriate height. Measurement of

energy through the lid of a 96-well microtiter plate was carried out using a calibrated UV radiometer UVA sensor. Simulator height was adjusted to deliver  $1.7 \pm 0.1$  m/Wcm<sup>2</sup> of UVA energy (resulting dose was 1J/cm<sup>2</sup> per 10 min.)

5           Phototoxicity Assay: Duplicate plates were prepared for each test material by seeding  $10^4$  3T3 cells per well in  $\mu$ l of complete medium 24 hours before treatment. Prior to treatment, the medium was removed, and the cells washed once with 125  $\mu$ l prewarmed HBSS. Fifty  $\mu$ l of prewarmed HBSS were added to each well. Fifty  $\mu$ l of test article dilutions were added to the appropriate wells and the plates returned to the  
10 incubator for approximately one hour. Following the 1 hr incubation, the plates designated for the photoirritation assay were exposed (with the lid on) to  $1.7 \pm 0.1$  mW/cm<sup>2</sup> UVA light for  $50 \pm 2$  minutes at room temperature resulting in an irradiation dose of 5J/cm<sup>2</sup>. Duplicate plates designated for the cytotoxicity assay were kept in the dark room temperature for  $50 \pm 2$  minutes. After the 50 minute exposure period  
15 the test article dilutions were decanted from the plates and the cells washed once with 125  $\mu$ l HBSS. One hundred  $\mu$ l of medium were added to all wells and the cells incubated as above for  $24 \pm 1$  hours.

After 24 hours of incubation, the medium was decanted and 100  $\mu$ l of the  
20 Neutral Red containing media added to each well. The plates were returned to the incubator and incubated for approximately 3 hours. After 3 hours, the medium was decanted and each well rinsed once with 250  $\mu$ l of HBSS. The plates were blotted to remove the HBSS and 100  $\mu$ l of Neutral Red Solvent were added to each well. After a minimum of 20 minutes of incubation at room temperature (with shaking), the  
25 absorbance at 550 nm was measured with a plate reader, using the mean of the blank outer wells as the reference. Relative survival was obtained by comparing the amount of neutral red taken by test article and positive control treated groups to the neutral red taken up by the negative group on the same plate. IC<sub>50</sub> values for both the UVA exposed and non-exposed groups were determined whenever possible. One dose  
30 range finding and at least two definitive trails were performed on each tetracycline derivative and control compound.

Determination of Phototoxicity: Phototoxicity of the tetracycline derivatives can be measured by its photoirritancy factor (PIF). The PIF was determined by comparing the IC<sub>50</sub> without UVA [IC<sub>50</sub>(-UVA)] with the IC<sub>50</sub> with UVA [IC<sub>50</sub>(+UVA)]:

5

$$\text{PIF} = \frac{\text{IC}_{50}(-\text{UVA})}{\text{IC}_{50}(+\text{UVA})}$$

10 If both IC<sub>50</sub> values can be determined, the cut off value of the factor to discriminate between phototoxicants and non-phototoxicants is a factor of 5. A factor greater than 5 is indicative of phototoxic potential of the test material.

15 If IC<sub>50</sub> (+UVA) can be determined but IC<sub>50</sub>(-UVA) cannot, the PIF cannot be calculated, although the compound tested may have some level of phototoxic potential. In this case, a ">PIF" can be calculated and the highest testable dose (-UVA) will be used for calculation of the ">PIF."

20

$$>\text{PIF} = \frac{\text{maximum dose } (-\text{UVA})}{\text{IC}_{50}(+\text{UVA})}$$

If both, IC<sub>50</sub>(-UVA) and IC<sub>50</sub>(+UVA) cannot be calculated because the chemical does not show cytotoxicity (50% reduction in viability) up to the highest dose tested, this would indicate a lack of phototoxic potential.

25

**EXAMPLE 38****Effects of Doxycycline Hyclate 20 mg (Dermastat) Tablets Administered Twice Daily for the Treatment of Moderate Acne**5 Study Design:

- Multi-center, randomized double-blind, placebo-controlled;
  - Sixty patients enrolled (30 doxycycline and 30 placebo);
  - Six month duration of the study.
  - Patients received medication twice daily, approximately 12 hours apart (placebo and drug are identical in appearance.)
- 10

Inclusion Criteria:

- Healthy post-pubescent males and females (age  $\geq 18$ ) with moderate facial acne:
  - Comedones 6 to 200;
  - 15 - Inflammatory lesions 10 to 75 (papules and pustules, less than or equal to 5 nodules);
- Females tested negative for pregnancy and were non-lactating;
- Females maintained appropriate birth control;
- Patients signed an Informed Consent Form;
- 20 • No Accutane treatment for 6 months prior to baseline.

Exclusion Criteria:

- Use of hormonal contraception 6 months prior to baseline or during study;
- Use of topical acne treatments within 6 weeks of baseline or during study;
- 25 • Use of systemic antibiotics within 6 weeks of baseline or during study;
- Use of investigational drugs within 90 days of baseline;
- Use of any acne treatments during study.

Study Procedure:

- 30 • Patients reported to clinician at baseline and months 2, 4, and 6;
- Acne counts were taken at baseline and months 2, 4, and 6;

- Patient self-assessment and clinician's assessment (baseline, 2, 4, and 6);
- Facial photographs at baseline and months 2, 4, and 6;
- Drug dispensation at baseline and months 2 and 4;
- Adverse event recording at baseline and months 2, 4, and 6;
- 5 • Microbiological sampling at baseline and month 6;
- Clinical Labs at baseline and month 6.

#### Evaluations:

##### Efficacy:

- 10
- Change in lesion count of papules and pustules
  - Change in comedone count
  - Change in total lesion count (comedones and inflammatory lesions)

##### Microbiology:

- 15
- Reduction in skin flora between groups
  - Increase in resistant counts between groups

#### Efficacy Results

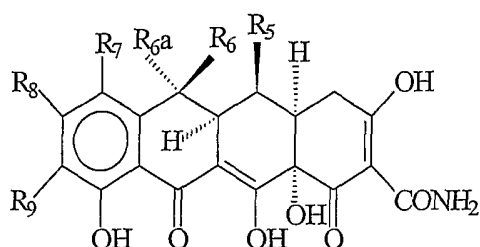
20 A six-month treatment with Dermastat resulted in: *i*) a 53.6% reduction in comedones vis-à-vis a 10.6% reduction of comedones in placebo ( $p < 0.05$ ); *ii*) a 50.1% reduction in inflammatory lesions vis-à-vis a 30.2% reduction of inflammatory lesions in placebo ( $p < 0.01$ ); and *iii*) a 52.3% reduction in total lesion count vis-à-vis a 17.5% reduction of inflammatory lesions in placebo ( $p < 0.05$ ).

#### 25 Microbiology Results:

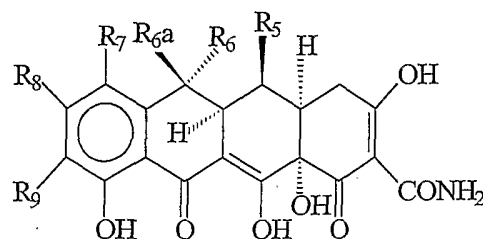
A six-month treatment with Dermastat resulted in no reduction of skin microflora (including *Propionibacterium acnes*) nor an increase in resistance counts when compared with placebo.

30

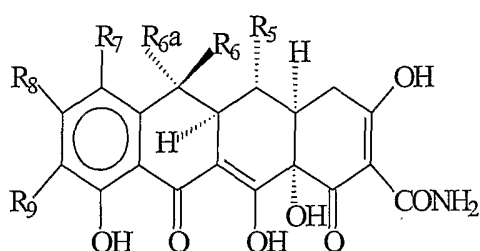
Thus, while there have been described what are presently believed to be the preferred embodiments of the present invention, those skilled in the art will realize that other and further embodiments can be made without departing from the spirit of the invention, and it is intended to include all such further modifications and changes  
5 as come within the true scope of the claims set forth herein.

**INDEX OF STRUCTURES**

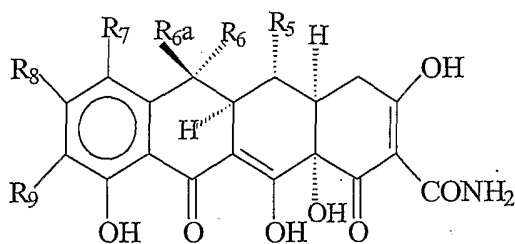
Structure C



Structure D



Structure E



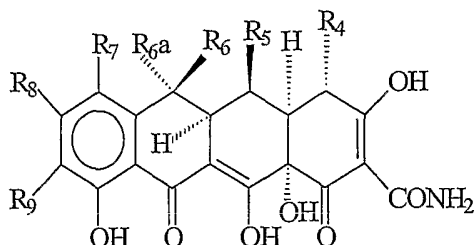
Structure F

5

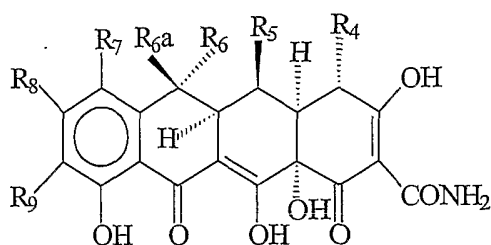
wherein R7 is selected from the group consisting of hydrogen, amino, nitro, mono(lower alkyl) amino, halogen, di(lower alkyl)amino, ethoxythiocarbonylthio, azido, acylamino, diazonium, cyano, and hydroxyl; R6-a is selected from the group consisting of hydrogen and methyl; R6 and R5 are selected from the group consisting of hydrogen and hydroxyl; R8 is selected from the group consisting of hydrogen and halogen; R9 is selected from the group consisting of hydrogen, amino, azido, nitro, acylamino, hydroxy, ethoxythiocarbonylthio, mono(lower alkyl)amino, halogen, diazonium, di(lower alkyl)amino and RCH(NH<sub>2</sub>)CO; R is hydrogen or lower alkyl; and pharmaceutically acceptable and unacceptable salts thereof; with the following provisos: when either R7 and R9 are hydrogen then R8 must be halogen; and when R6-a, R6, R5 and R9 are all hydrogen and R7 is hydrogen, amino, nitro, halogen, dimethylamino or diethylamino, then R8 must be halogen; and when R6-a is methyl, R6 and R9 are both hydrogen, R5 is hydroxyl and R7 is hydrogen, amino, nitro, halogen or diethylamino, then R8 is halogen; and when R6-a is methyl, R6 is hydroxyl, R5, R7 and R9 are all hydrogen, then R8 must be halogen; and when R6-a, R6 and R5 are all hydrogen, R9 is methylamino and R7 is dimethylamino, then R8

20

must be halogen; and when R6-a is methyl, R6 is hydrogen, R5 is hydroxyl, R9 is methylamino and R7 is dimethylamino, then R8 must be halogen; and when R6-a is methyl, R6, R5 and R9 are all hydrogen and R7 is cyano, then R8 must be halogen.

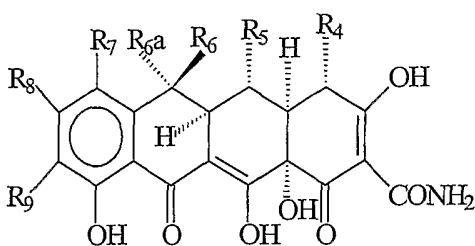


Structure G

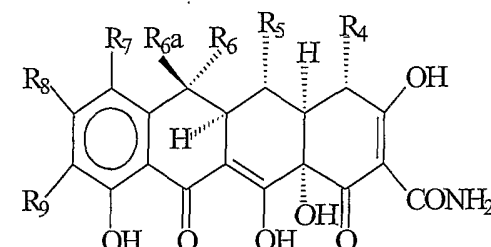


Structure H

5



Structure I



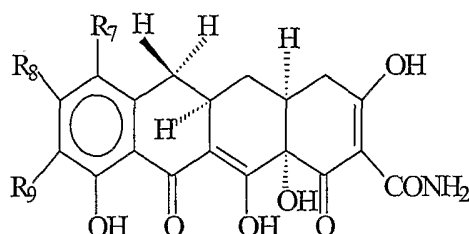
Structure J

wherein R7 is selected from the group consisting of hydrogen, amino, nitro,  
 10 mono(lower alkyl) amino, halogen, di(lower alkyl)amino, ethoxythiocarbonylthio,  
 azido, acylamino, diazonium, cyano, and hydroxyl; R6-a is selected from the group  
 consisting of hydrogen and methyl; R6 and R5 are selected from the group consisting  
 of hydrogen and hydroxyl; R4 is selected from the group consisting of NOH, N-NH-  
 A, and NH-A, where A is a lower alkyl group; R8 is selected from the group  
 15 consisting of hydrogen and halogen; R9 is selected from the group consisting of  
 hydrogen, amino, azido, nitro, acylamino, hydroxy, ethoxythiocarbonylthio,  
 mono(lower alkyl) amino, halogen, di(lower alkyl)amino and RCH(NH<sub>2</sub>)CO; R is  
 hydrogen or lower alkyl; and pharmaceutically acceptable and unacceptable salts  
 thereof; with the following provisos: when R4 is NOH, N-NH-alkyl or NH-alkyl and  
 20 R7, R6-a, R6, R5, and R9 are all hydrogen, then R8 must be halogen; and when R4 is  
 NOH, R6-a is methyl, R6 is hydrogen or hydroxyl, R7 is halogen, R5 and R9 are  
 both hydrogen, then R8 must be halogen; and when R4 is N-NH-alkyl, R6-a is

methyl, R6 is hydroxyl and R7, R5, R9 are all hydrogen, then R8 must be halogen;  
 and when R4 is NH-alkyl, R6-a, R6, R5 and R9 are all hydrogen, R7 is hydrogen,  
 amino, mono(lower alkyl)amino, halogen, di(lower alkyl)amino or hydroxyl, then R8  
 must be halogen; and when R4 is NH-alkyl, R6-a is methyl, R6 and R9 are both  
 5 hydrogen, R5 is hydroxyl, and R7 is mono(lower alkyl)amino or di(lower  
 alkyl)amino, then R8 must be halogen; and when R4 is NH-alkyl, R6-a is methyl, R6  
 is hydroxy or hydrogen and R7, R5, and R9 are all be hydrogen, then R8 must be  
 halogen.

10

**General Formula (I)**



Structure K

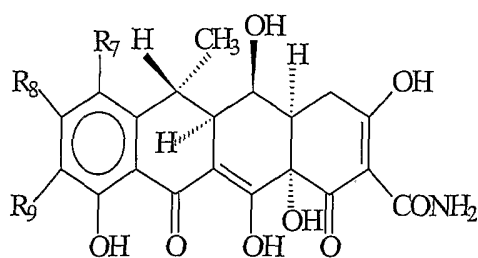
wherein R7, R8, and R9 taken together in each case, have the following meanings:

15

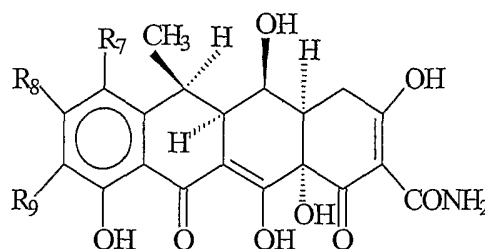
	R7	R8	R9
	azido	hydrogen	hydrogen
	dimethylamino	hydrogen	azido
	hydrogen	hydrogen	amino
20	hydrogen	hydrogen	azido
	hydrogen	hydrogen	nitro
	dimethylamino	hydrogen	amino
	acylamino	hydrogen	hydrogen
	hydrogen	hydrogen	acylamino
25	amino	hydrogen	nitro
	hydrogen	hydrogen	(N,N-dimethyl)glycylamino
	amino	hydrogen	amino
	hydrogen	hydrogen	ethoxythiocarbonylthio
	dimethylamino	hydrogen	acylamino
30	dimethylamino	hydrogen	diazonium
	dimethylamino	chloro	amino
	hydrogen	chloro	amino

	amino	chloro	amino
	acylamino	chloro	acylamino
	amino	chloro	hydrogen
5	acylamino	chloro	hydrogen
	monoalkylamino	chloro	amino
	nitro	chloro	amino
	dimethylamino	chloro	acylamino
	dimethylamino	chloro	dimethylamino
10	dimethylamino	hydrogen	hydrogen
	hydrogen	hydrogen	dimethylamino
	and		

**General Formula (II)**

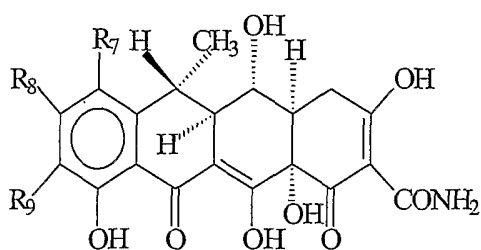


Structure L

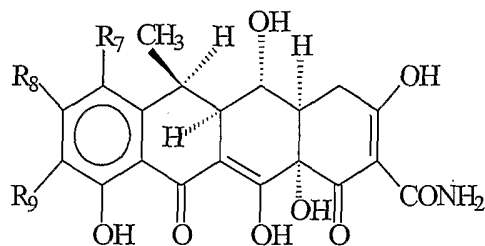


Structure M

15



Structure N



Structure O

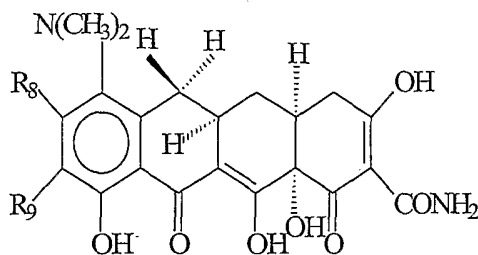
20 wherein R7, R8, and R9 taken together in each case, have the following meanings:

	R7	R8	R9
25	azido	hydrogen	hydrogen
	dimethylamino	hydrogen	azido
	hydrogen	hydrogen	amino

	hydrogen	hydrogen	azido
	hydrogen	hydrogen	nitro
	dimethylamino	hydrogen	amino
	acylamino	hydrogen	hydrogen
5	hydrogen	hydrogen	acylamino
	amino	hydrogen	nitro
	hydrogen	hydrogen	(N,N-dimethyl)glycylamino
	amino	hydrogen	amino
	hydrogen	hydrogen	ethoxythiocarbonylthio
10	dimethylamino	hydrogen	acylamino
	hydrogen	hydrogen	diazonium
	hydrogen	hydrogen	dimethylamino
	diazonium	hydrogen	hydrogen
	ethoxythiocarbonylthio	hydrogen	hydrogen
15	dimethylamino	chloro	amino
	amino	chloro	amino
	acylamino	chloro	acylamino
	hydrogen	chloro	amino
	amino	chloro	hydrogen
20	acylamino	chloro	hydrogen
	monoalkyl amino	chloro	amino
	nitro	chloro	amino
	and		

25

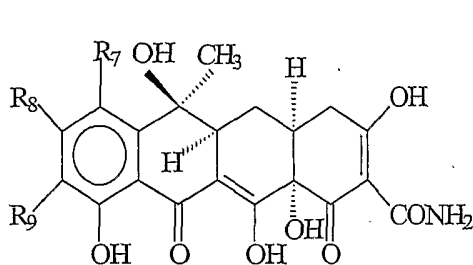
**General Formula (III)**



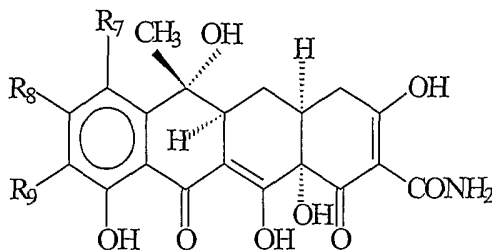
Structure P

wherein R<sub>8</sub> is hydrogen or halogen and R<sub>9</sub> is selected from the group consisting of  
 30 nitro, (N,N-dimethyl)glycylamino, and ethoxythiocarbonylthio; and

General Formula (IV)



Structure Q

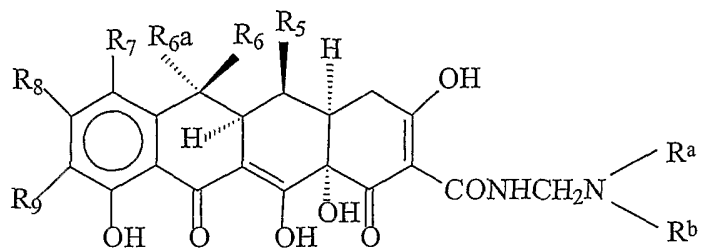


Structure R

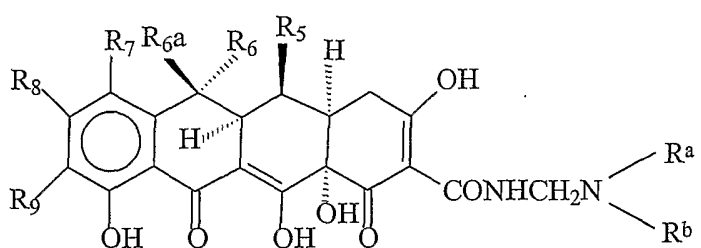
5 wherein R7, R8, and R9 taken together in each case, have the following meanings:

	R7	R8	R9
10	amino nitro azido dimethylamino hydrogen	hydrogen hydrogen hydrogen hydrogen hydrogen	hydrogen hydrogen hydrogen azido amino
15	hydrogen hydrogen bromo dimethylamino acylamino	hydrogen hydrogen hydrogen hydrogen hydrogen	azido nitro hydrogen amino hydrogen
20	hydrogen amino hydrogen amino diethylamino	hydrogen hydrogen hydrogen hydrogen hydrogen	hydrogen acylamino nitro (N,N-dimethyl)glycylamino amino hydrogen
25	hydrogen dimethylamino dimethylamino dimethylamino amino	hydrogen hydrogen hydrogen hydrogen hydrogen	ethoxythiocarbonylthio methylamino acylamino amino amino
30	acylamino hydrogen amino acylamino monoalkylamino	chloro chloro chloro chloro chloro	acylamino amino hydrogen hydrogen amino amino
35	nitro	chloro	amino

and pharmaceutically acceptable and unacceptable salts thereof.

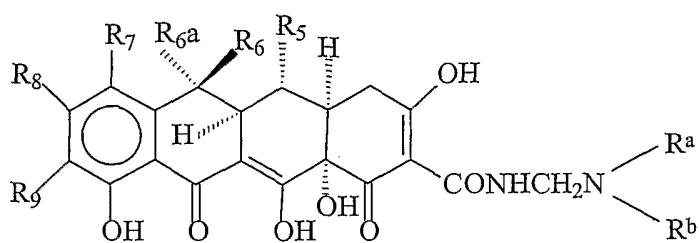


Structure S

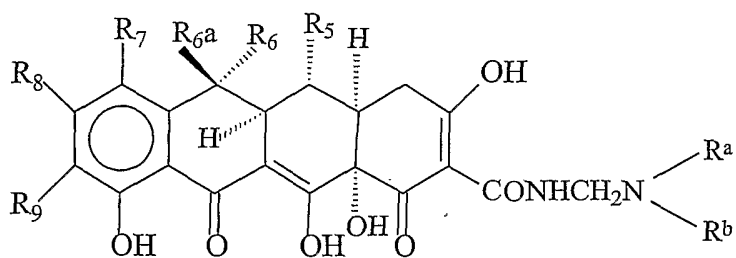


Structure T

5

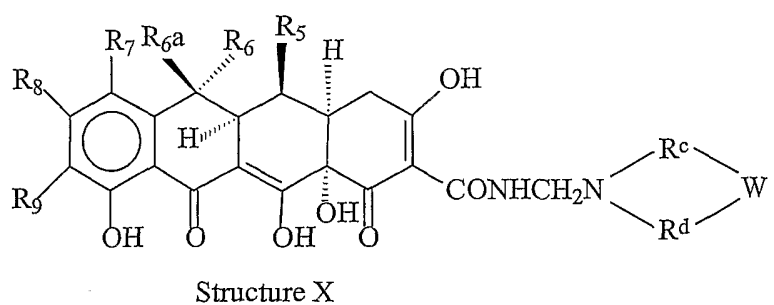
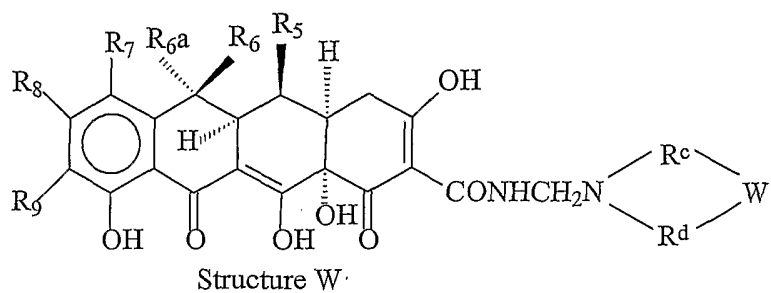


Structure U

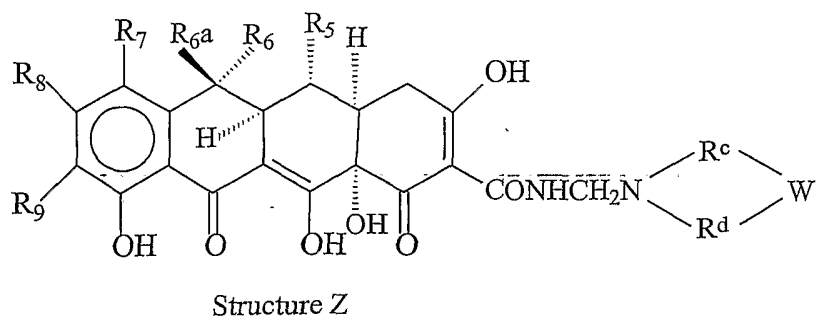
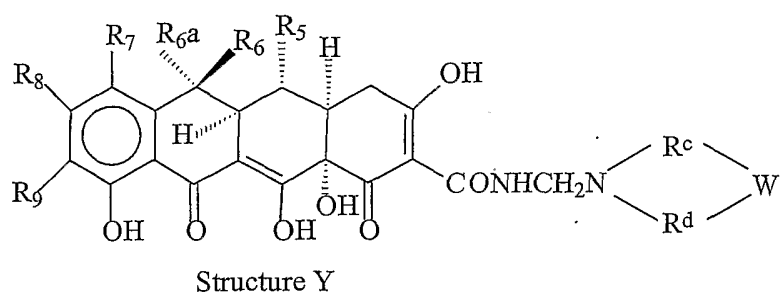


Structure V

10



5



wherein R7 is selected from the group consisting of hydrogen, amino, nitro, mono(lower alkyl) amino, halogen, di(lower alkyl)amino, ethoxythiocarbonylthio, azido, acylamino, diazonium, cyano, and hydroxyl; R6-a is selected from the group consisting of hydrogen and methyl; R6 and R5 are selected from the group consisting of hydrogen and hydroxyl; R8 is selected from the group consisting of hydrogen and halogen; R9 is selected from the group consisting of hydrogen, amino, azido, nitro, acylamino, hydroxy, ethoxythiocarbonylthio, mono(lower alkyl) amino, halogen, diazonium, di(lower alkyl)amino and RCH(NH<sub>2</sub>)CO; R is hydrogen or lower alkyl; R<sup>a</sup> and R<sup>b</sup> are selected from the group consisting of hydrogen, methyl, ethyl, n-propyl and 1-methylethyl with the proviso that R<sup>a</sup> and R<sup>b</sup> cannot both be hydrogen; R<sup>c</sup> and R<sup>d</sup> are, independently (CH<sub>2</sub>)<sub>n</sub>CHR<sup>e</sup> wherein n is 0 or 1 and R<sup>e</sup> is selected from the group consisting of hydrogen, alkyl, hydroxy, lower(C<sub>1</sub>-C<sub>3</sub>) alkoxy, amino, or nitro; and, W is selected from the group consisting of (CHR<sup>e</sup>)<sub>m</sub> wherein m is 0-3 and R<sup>e</sup> is as above, NH, N(C<sub>1</sub>-C<sub>3</sub>) straight chained or branched alkyl, O, S and N(C<sub>1</sub>-C<sub>4</sub>) straight chain or branched alkoxy; and pharmaceutically acceptable and unacceptable salts thereof. In a further embodiment, the following provisos apply: when either R7 and R9 are hydrogen then R8 must be halogen; and when R6-a, R6, R5 and R9 are all hydrogen and R7 is hydrogen, amino, nitro, halogen, dimethylamino or diethylamino, then R8 must be halogen; and when R6-a is methyl, R6 and R9 are both hydrogen, R5 is hydroxyl, and R7 is hydrogen, amino, nitro, halogen or diethylamino, then R8 is halogen; and when R6-a is methyl, R6 is hydroxyl, R5, R7 and R9 are all hydrogen, then R8 must be halogen; and when R6-a, R6 and R5 are all hydrogen, R9 is methylamino and R7 is dimethylamino, then R8 must be halogen; and when R6-a is methyl, R6 is hydrogen, R5 is hydroxyl, R9 is methylamino and R7 is dimethylamino, then R8 must be halogen; and when R6-a is methyl, R6, R5 and R9 are all hydrogen and R7 is cyano, then R8 must be halogen.

### STRUCTURE K

wherein: R7, R8, and R9 taken together in each case, have the following meanings:

	R7	R8	R9
5	hydrogen hydrogen	hydrogen hydrogen	amino palmitamide

and

**STRUCTURE L      STRUCTURE M      STRUCTURE N      STRUCTURE O**

10 wherein: R7, R8, and R9 taken together in each case, have the following meanings:

	R7	R8	R9
15	hydrogen hydrogen hydrogen hydrogen	hydrogen hydrogen hydrogen hydrogen	acetamido dimethylaminoacetamido nitro amino

and

20 **STRUCTURE P**

wherein: R8, and R9 taken together are, respectively, hydrogen and nitro.

25 **STRUCTURE K:**

wherein: R7, R8, and R9 taken together are, respectively, hydrogen, hydrogen and dimethylamino.

30 **STRUCTURE C      STRUCTURE D      STRUCTURE E      STRUCTURE F**

wherein R7 is selected from the group consisting of an aryl, alkenyl and alkynyl; R6-a is selected from the group consisting of hydrogen and methyl; R6 and R5 are selected from the group consisting of hydrogen and hydroxyl; R8 is selected from the group consisting of hydrogen and halogen; R9 is selected from the group consisting of

35 hydrogen, amino, azido, nitro, acylamino, hydroxy, ethoxythiocarbonylthio,

mono(lower alkyl) amino, halogen, diazonium, di(lower alkyl)amino and  
RCH(NH<sub>2</sub>)CO; and pharmaceutically acceptable and unacceptable salts thereof;

or

5

**STRUCTURE C      STRUCTURE D      STRUCTURE E      STRUCTURE F**

wherein: R7 is selected from the group consisting of hydrogen, amino, nitro,  
mono(lower alkyl) amino, halogen, di(lower alkyl)amino, ethoxythiocarbonylthio,  
10 azido, acylamino, diazonium, cyano, and hydroxyl; R6-a is selected from the group  
consisting of hydrogen and methyl; R6 and R5 are selected from the group consisting  
of hydrogen and hydroxyl; R8 is selected from the group consisting of hydrogen and  
halogen; R9 is selected from the group consisting of an aryl, alkenyl and alkynyl; and  
pharmaceutically acceptable and unacceptable salts thereof;

15

or

**STRUCTURE C      STRUCTURE D      STRUCTURE E      STRUCTURE F**

wherein: R7 and R9 are selected from the group consisting of an aryl, alkene, alkyne,  
20 or mixtures thereof; R6-a is selected from the group consisting of hydrogen and  
methyl; R6 and R5 are selected from the group consisting of hydrogen and hydroxyl;  
R8 is selected from the group consisting of hydrogen and halogen; and  
pharmaceutically acceptable and unacceptable salts thereof.

25 **STRUCTURE G      STRUCTURE H      STRUCTURE I      STRUCTURE J**

wherein R7 is selected from the group consisting of an aryl, alkenyl and alkynyl; R6-a  
is selected from the group consisting of hydrogen and methyl; R6 and R5 are selected  
from the group consisting of hydrogen and hydroxyl; R4 is selected from the group  
30 consisting of NOH, N-NH-A, and NH-A, where A is a lower alkyl group; R8 is  
selected from the group consisting of hydrogen and halogen; R9 is selected from the  
group consisting of hydrogen, amino, azido, nitro, acylamino, hydroxy,

ethoxythiocarbonylthio, mono(lower alkyl) amino, halogen, di(lower alkyl)amino and RCH(NH<sub>2</sub>)CO; and pharmaceutically acceptable and unacceptable salts thereof;

or

5     **STRUCTURE G     STRUCTURE H     STRUCTURE I     STRUCTURE J**

wherein R7 is selected from the group consisting of hydrogen, amino, nitro, mono(lower alkyl) amino, halogen, di(lower alkyl)amino, ethoxythiocarbonylthio, azido, acylamino, diazonium, cyano, and hydroxyl; R6-a is selected from the group  
10 consisting of hydrogen and methyl; R6 and R5 are selected from the group consisting of hydrogen and hydroxyl; R4 is selected from the group consisting of NOH, N-NH-A, and NH-A, where A is a lower alkyl group; R8 is selected from the group consisting of hydrogen and halogen; R9 is selected from the group consisting of an aryl, alkenyl and alkynyl; and pharmaceutically acceptable and unacceptable salts  
15 thereof;

or

**STRUCTURE G     STRUCTURE H     STRUCTURE I     STRUCTURE J**

20 wherein: R7 and R9 are selected from the group consisting of an aryl, alkenyl, alkynyl; or mixtures thereof; R6-a is selected from the group consisting of hydrogen and methyl; R6 and R5 are selected from the group consisting of hydrogen and hydroxyl; R4 is selected from the group consisting of NOH, N-NH-A, and NH-A, where A is a lower alkyl group; and R8 is selected from the group consisting of  
25 hydrogen and halogen; and pharmaceutically acceptable and unacceptable salts thereof.

#### **STRUCTURE K**

30 wherein R7 is selected from the group consisting of an aryl, alkenyl and alkynyl; R8 is selected from the group consisting of hydrogen and halogen; R9 is selected from the group consisting of hydrogen, amino, azido, nitro, acylamino, hydroxy,

ethoxythiocarbonylthio, mono(lower alkyl) amino, halogen, di(lower alkyl)amino and RCH(NH<sub>2</sub>)CO; and pharmaceutically acceptable and unacceptable salts thereof;

or

5

#### STRUCTURE K

wherein: R7 is selected from the group consisting of hydrogen, amino, nitro, mono(lower alkyl) amino, halogen, di(lower alkyl)amino, ethoxythiocarbonylthio, azido, acylamino, diazonium, cyano, and hydroxyl; R8 is selected from the group consisting of hydrogen and halogen; R9 is selected from the group consisting of an aryl, alkenyl and alkynyl; and pharmaceutically acceptable and unacceptable salts thereof;

15

or

#### STRUCTURE K

wherein: R7 and R9 are selected from the group consisting of an aryl, alkenyl, alkynyl and mixtures thereof; and R8 is selected from the group consisting of hydrogen and halogen; and pharmaceutically acceptable and unacceptable salts thereof;

20

and

25    **STRUCTURE L    STRUCTURE M    STRUCTURE N    STRUCTURE O**

wherein: R7 is selected from the group consisting of an aryl, alkenyl and alkynyl; R8 is selected from the group consisting of hydrogen and halogen; and pharmaceutically acceptable and unacceptable salts thereof;

30

or

**STRUCTURE L    STRUCTURE M    STRUCTURE N    STRUCTURE O**

wherein R7 is selected from the group consisting of hydrogen, amino, nitro,  
mono(lower alkyl) amino, halogen, di(lower alkyl)amino, ethoxythiocarbonylthio,  
5 azido, acylamino, diazonium, cyano, and hydroxyl; R8 is selected from the group  
consisting of hydrogen and halogen; R9 is selected from the group consisting of an  
aryl, alkenyl and alkynyl; and pharmaceutically acceptable and unacceptable salts  
thereof;

10            or

**STRUCTURE L    STRUCTURE M    STRUCTURE N    STRUCTURE O**

wherein R7 is and R9 are selected from the group consisting of an aryl, alkenyl,  
15 alkynyl and mixtures thereof; R8 is selected from the group consisting of hydrogen  
and halogen; R9 is selected from the group consisting of hydrogen, amino, azido,  
nitro, acylamino, hydroxy, ethoxythiocarbonylthio, mono(lower alkyl) amino,  
halogen, di(lower alkyl)amino and RCH(NH<sub>2</sub>)CO; and pharmaceutically acceptable  
and unacceptable salts thereof;

20

and

**STRUCTURE P**

25 wherein R9 is selected from the group consisting of an aryl, alkenyl and alkynyl; and  
R8 is selected from the group consisting of hydrogen and halogen; and  
pharmaceutically acceptable and unacceptable salts thereof;

and

30

**STRUCTURE Q    STRUCTURE R**

wherein R7 is selected from the group consisting of an aryl, alkenyl and alkynyl; R8 is selected from the group consisting of hydrogen and halogen; R9 is selected from the group consisting of hydrogen, amino, azido, nitro, acylamino, hydroxy, ethoxythiocarbonylthio, mono(lower alkyl) amino, halogen, di(lower alkyl)amino and  
5 RCH(NH<sub>2</sub>)CO; and pharmaceutically acceptable and unacceptable salts thereof;

or

#### STRUCTURE Q      STRUCTURE R

10

wherein R7 is selected from the group consisting of hydrogen, amino, nitro, mono(lower alkyl) amino, halogen, di(lower alkyl)amino, ethoxythiocarbonylthio, azido, acylamino, diazonium, cyano, and hydroxyl; R8 is selected from the group consisting of hydrogen and halogen; R9 is selected from the group consisting of an  
15 aryl, alkenyl and alkynyl; and pharmaceutically acceptable and unacceptable salts thereof;

or

20

#### STRUCTURE Q      STRUCTURE R

wherein R7 and R9 are selected from the group consisting of an aryl, alkenyl, alkynyl; and mixtures thereof; R8 is selected from the group consisting of hydrogen and  
25 halogen; and pharmaceutically acceptable and unacceptable salts thereof.

#### STRUCTURES S-Z

wherein R7 is selected from the group consisting of an aryl, alkenyl and alkynyl; R6-a  
30 is selected from the group consisting of hydrogen and methyl; R6 and R5 are selected from the group consisting of hydrogen and hydroxyl; R8 is selected from the group consisting of hydrogen and halogen; R9 is selected from the group consisting of hydrogen, amino, azido, nitro, acylamino, hydroxy, ethoxythiocarbonylthio,

mono(lower alkyl) amino, halogen, diazonium, di(lower alkyl)amino and  
RCH(NH<sub>2</sub>)CO; R<sup>a</sup> and R<sup>b</sup> are selected from the group consisting of hydrogen, methyl,  
ethyl, n-propyl and 1-methylethyl with the proviso that R<sup>a</sup> and R<sup>b</sup> cannot both be  
hydrogen; R<sup>c</sup> and R<sup>d</sup> are, independently, (CH<sub>2</sub>)<sub>n</sub>CHR<sup>e</sup> wherein n is 0 or 1 and R<sup>e</sup> is  
5 selected from the group consisting of hydrogen, alkyl, hydroxy, lower(C<sub>1</sub>-C<sub>3</sub>) alkoxy,  
amino, or nitro; and, W is selected from the group consisting of (CHR<sup>e</sup>)<sub>m</sub> wherein m is  
0-3 and said R<sup>e</sup> is as above, NH, N(C<sub>1</sub>-C<sub>3</sub>) straight chained or branched alkyl, O, S  
and N(C<sub>1</sub>-C<sub>4</sub>) straight chain or branched alkoxy; and pharmaceutically acceptable and  
unacceptable salts thereof;

10

or

#### STRUCTURES S-Z

15 wherein R<sub>7</sub> is selected from the group consisting of hydrogen, amino, nitro,  
mono(lower alkyl) amino, halogen, di(lower alkyl)amino, ethoxythiocarbonylthio,  
azido, acylamino, diazonium, cyano, and hydroxyl; R<sub>6-a</sub> is selected from the group  
consisting of hydrogen and methyl; R<sub>6</sub> and R<sub>5</sub> are selected from the group consisting  
of hydrogen and hydroxyl; R<sub>8</sub> is selected from the group consisting of hydrogen and  
20 halogen; R<sub>9</sub> is selected from the group consisting of an aryl, alkenyl and alkynyl; R<sup>a</sup>  
and R<sup>b</sup> are selected from the group consisting of hydrogen, methyl, ethyl, n-propyl  
and 1-methylethyl with the proviso that R<sup>a</sup> and R<sup>b</sup> cannot both be hydrogen; R<sup>c</sup> and R<sup>d</sup>  
are, independently, (CH<sub>2</sub>)<sub>n</sub>CHR<sup>e</sup> wherein n is 0 or 1 and R<sup>e</sup> is selected from the group  
consisting of hydrogen, alkyl, hydroxy, lower(C<sub>1</sub>-C<sub>3</sub>) alkoxy, amino, or nitro; and, W  
25 is selected from the group consisting of (CHR<sup>e</sup>)<sub>m</sub> wherein m is 0-3 and said R<sup>e</sup> is as  
above, NH, N(C<sub>1</sub>-C<sub>3</sub>) straight chained or branched alkyl, O, S and N(C<sub>1</sub>-C<sub>4</sub>) straight  
chain or branched alkoxy; and pharmaceutically acceptable and unacceptable salts  
thereof;

30

or

## STRUCTURES S-Z

wherein: R7 and R9 are selected from the group consisting of an aryl, alkenyl, alkynyl and mixtures thereof; R6-a is selected from the group consisting of hydrogen and methyl; R6 and R5 are selected from the group consisting of hydrogen and hydroxyl; 5 R8 is selected from the group consisting of hydrogen and halogen; R<sup>a</sup> and R<sup>b</sup> are selected from the group consisting of hydrogen, methyl, ethyl, n-propyl and 1-methylethyl with the proviso that R<sup>a</sup> and R<sup>b</sup> cannot both be hydrogen; R<sup>c</sup> and R<sup>d</sup> are, independently, (CH<sub>2</sub>)<sub>n</sub>CHR<sup>e</sup> wherein n is 0 or 1 and R<sup>e</sup> is selected from the group 10 consisting of hydrogen, alkyl, hydroxy, lower(C<sub>1</sub>-C<sub>3</sub>) alkoxy, amino, or nitro; and W is selected from the group consisting of (CHR<sup>e</sup>)<sub>m</sub> wherein m is 0-3 and said R<sup>e</sup> is as above, NH, N(C<sub>1</sub>-C<sub>3</sub>) straight chained or branched alkyl, O, S and N(C<sub>1</sub>-C<sub>4</sub>) straight chain or branched alkoxy; and pharmaceutically acceptable and unacceptable salts thereof.

**WHAT IS CLAIMED IS:**

1. A method of treating acne in a human in need thereof comprising administering systemically to said human a tetracycline compound in an amount that is effective to treat acne but has substantially no antibiotic activity, without administering a bisphosphonate compound.
2. A method according to Claim 1, wherein said acne is acne vulgaris, cystic acne, acne atrophica, bromide acne, chlorine acne, acne conglobata, acne cosmetica, acne detergicans, epidemic acne, acne estivalis, acne fulminans, halogen acne, acne indurata, iodide acne, acne keloid, acne mechanica, acne papulosa, pomade acne, premenstrual acne, acne pustulosa, acne rosacea, acne scorbutica, acne scrofulosorum, acne urticata, acne varioliformis, acne venenata, propionic acne, acne excoriee, gram negative acne, steroid acne, or nodulocystic acne.
3. A method according to Claim 1, wherein said tetracycline compound is an antibiotic tetracycline compound administered in an amount which is 10-80% of the antibiotic amount.
4. A method according to Claim 1, wherein said tetracycline compound is doxycycline administered twice a day in a dose of 20 mg.
5. A method according to Claim 1, wherein said tetracycline compound is minocycline administered once a day in a dose of 38 mg.
6. A method according to Claim 1, wherein said tetracycline compound is minocycline administered twice a day in a dose of 38 mg.
7. A method according to Claim 1, wherein said tetracycline compound is minocycline administered three times a day in a dose of 38 mg.

8. A method according to Claim 1, wherein said tetracycline compound is minocycline administered four times a day in a dose of 38 mg.

9. A method according to Claim 1, wherein said tetracycline compound is tetracycline administered once a day in a dose of 60 mg/day.

10. A method according to Claim 1, wherein said tetracycline compound is tetracycline administered twice a day in a dose of 60 mg/day.

11. A method according to Claim 1, wherein said tetracycline compound is tetracycline administered three times a day in a dose of 60 mg/day.

12. A method according to Claim 1, wherein said tetracycline compound is tetracycline administered four times a day in a dose of 60 mg/day.

13. A method according to Claim 1, wherein said tetracycline compound is an antibiotic tetracycline compound administered in an amount which results in a serum concentration which is 10-80% of the minimum antibiotic serum concentration.

14. A method according to Claim 1, wherein said tetracycline compound is doxycycline administered in an amount which results in a serum concentration which is 1.0  $\mu\text{g/ml}$ .

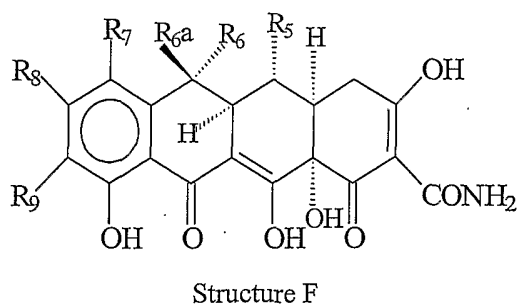
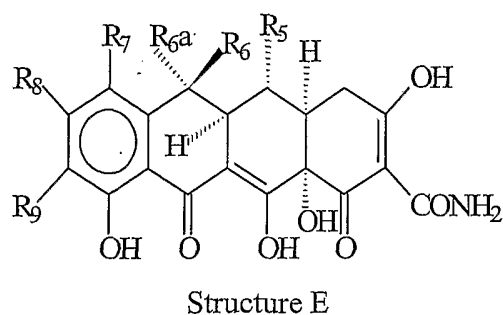
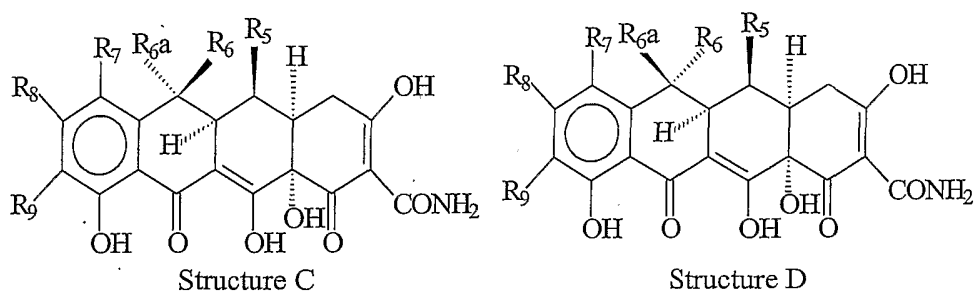
15. A method according to Claim 1, wherein said tetracycline compound is minocycline administered in an amount which results in a serum concentration which is 0.8  $\mu\text{g/ml}$ .

16. A method according to Claim 1, wherein said tetracycline compound is tetracycline administered in an amount which results in a serum concentration which is 0.5  $\mu\text{g/ml}$ .

17. A method according to Claim 3 or 13, wherein said antibiotic tetracycline compound is doxycycline, minocycline, tetracycline, oxytetracycline, chlortetracycline, demeclocycline or pharmaceutically acceptable salts thereof.
18. A method according to Claim 17, wherein said antibiotic tetracycline compound is doxycycline.
19. A method according to Claim 18, wherein said doxycycline is administered in an amount which provides a serum concentration in the range of about 0.1 to about 0.8  $\mu\text{g/ml}$ .
20. A method according to Claim 18, wherein said doxycycline is administered in an amount of 20 milligrams twice daily.
21. A method according to Claim 19, wherein said doxycycline is administered by sustained release over a 24 hour period.
22. A method according to Claim 21, where said doxycycline is administered in an amount of 40 milligrams.
23. A method according to Claim 1, wherein said tetracycline compound is a non-antibiotic tetracycline compound.
24. A method according to Claim 23, wherein said non-antibiotic tetracycline compound is:
- 4-de(dimethylamino)tetracycline (CMT-1),
  - tetracyclonitrile (CMT-2),
  - 6-demethyl-6-deoxy-4-de(dimethylamino)tetracycline (CMT-3),
  - 4-de(dimethylamino)-7-chlorotetracycline (CMT-4),
  - tetracycline pyrazole (CMT-5)

4-hydroxy-4-de(dimethylamino)tetracycline (CMT-6),  
 4-de(dimethylamino)-12 $\alpha$ -deoxytetracycline (CMT-7),  
 6- $\alpha$ -deoxy-5-hydroxy-4-de(dimethylamino)tetracycline (CMT-8),  
 4-de(dimethylamino)-12 $\alpha$ -deoxyanhydrotetracycline (CMT-9), or  
 4-de(dimethylamino)minocycline (CMT-10).

25. A method according to Claim 23, wherein the non-antibiotic tetracycline compound is selected from the group consisting of:



wherein:

R7 is selected from the group consisting of hydrogen, amino, nitro, mono(lower alkyl) amino, halogen, di(lower alkyl)amino, ethoxythiocarbonylthio, azido, acylamino, diazonium, cyano, and hydroxyl;

R6-a is selected from the group consisting of hydrogen and methyl;

R6 and R5 are selected from the group consisting of hydrogen and hydroxyl;

R8 is selected from the group consisting of hydrogen and halogen;

R9 is selected from the group consisting of hydrogen, amino, azido, nitro, acylamino, hydroxy, ethoxythiocarbonylthio, mono(lower alkyl) amino, halogen, diazonium, di(lower alkyl)amino and  $RCH(NH_2)CO$ ;

R is hydrogen or lower alkyl; and

pharmaceutically acceptable salts thereof; with the following provisos:

when either R7 and R9 are hydrogen then R8 must be halogen; and

when R6-a, R6, R5 and R9 are all hydrogen and R7 is hydrogen, amino, nitro, halogen, dimethylamino or diethylamino, then R8 must be halogen; and

when R6-a is methyl, R6 and R9 are both hydrogen, R5 is hydroxyl, and R7 is hydrogen, amino, nitro, halogen or diethylamino, then R8 is halogen; and

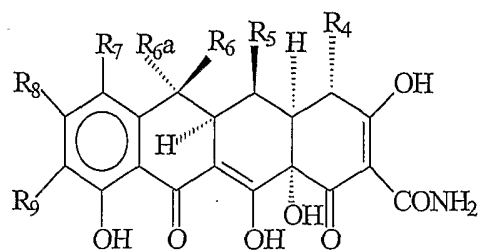
when R6-a is methyl, R6 is hydroxyl, R5, R7 and R9 are all hydrogen, then R8 must be halogen; and

when R6-a, R6 and R5 are all hydrogen, R9 is methylamino and R7 is dimethylamino, then R8 must be halogen; and

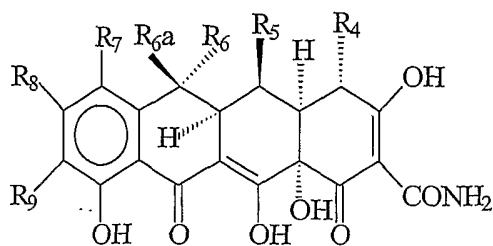
when R6-a is methyl, R6 is hydrogen, R5 is hydroxyl, R9 is methylamino and R7 is dimethylamino, then R8 must be halogen; and

when R6-a is methyl, R6, R5 and R9 are all hydrogen and R7 is cyano, then R8 must be halogen.

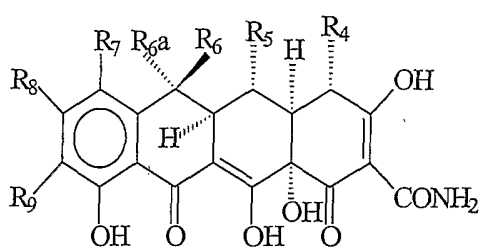
26. A method according to Claim 23, wherein the non-antibiotic tetracycline compound is selected from the group consisting of:



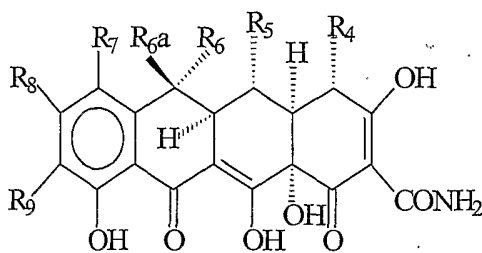
Structure G



Structure H



Structure I



Structure J

wherein:

R7 is selected from the group consisting of hydrogen, amino, nitro, mono(lower alkyl) amino, halogen, and di(lower alkyl)amino, ethoxythiocarbonylthio, azido, acylamino, diazonium, cyano, and hydroxyl;

R6-a is selected from the group consisting of hydrogen and methyl;

R6 and R5 are selected from the group consisting of hydrogen and hydroxyl;

R4 is selected from the group consisting of NOH, N-NH-A, and NH-A, where A is a lower alkyl group;

R8 is selected from the group consisting of hydrogen and halogen;

R9 is selected from the group consisting of hydrogen, amino, azido, nitro, acylamino, hydroxy, ethoxythiocarbonylthio, mono(lower alkyl) amino, halogen, di(lower alkyl)amino and  $RCH(NH_2)CO$ ;

R is hydrogen or lower alkyl; and

pharmaceutically acceptable salts thereof; with the following provisos:

when R4 is NOH, N-NH-alkyl or NH-alkyl and R7, R6-a, R6, R5, and R9 are all hydrogen, then R8 must be halogen; and

when R4 is NOH, R6-a is methyl, R6 is hydrogen or hydroxyl, R7 is halogen, R5 and R9 are both hydrogen, then R8 must be halogen; and

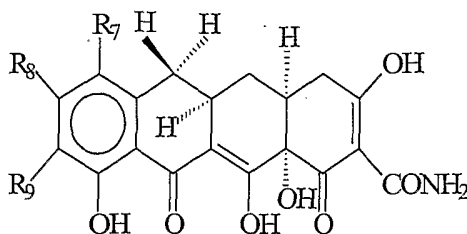
when R4 is N-NH-alkyl, R6-a is methyl, R6 is hydroxyl and R7, R5, R9 are all hydrogen, then R8 must be halogen; and

when R4 is NH-alkyl, R6-a, R6, R5 and R9 are all hydrogen, R7 is hydrogen, amino, mono(lower alkyl)amino, halogen, di(lower alkyl)amino or hydroxyl, then R8 must be halogen; and

when R4 is NH-alkyl, R6-a is methyl, R6 and R9 are both hydrogen, R5 is hydroxyl, and R7 is mono(lower alkyl)amino or di(lower alkyl)amino, then R8 must be halogen; and

when R4 is NH-alkyl, R6-a is methyl, R6 is hydroxy or hydrogen and R7, R5, and R9 are all be hydrogen, then R8 must be halogen.

27. A method according to Claim 23 wherein the non-antibiotic tetracycline compound is selected from the group consisting of:



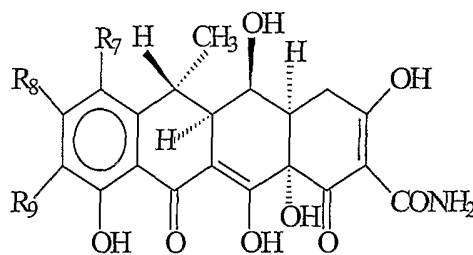
Structure K

wherein: R7, R8, and R9 taken together in each case, have the following meanings:

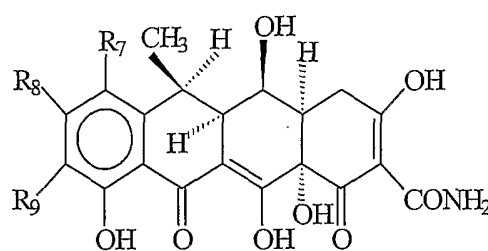
R7	R8	R9
azido	hydrogen	hydrogen
dimethylamino	hydrogen	azido
hydrogen	hydrogen	amino
hydrogen	hydrogen	azido
hydrogen	hydrogen	nitro

dimethylamino	hydrogen	amino
acylamino	hydrogen	hydrogen
hydrogen	hydrogen	acylamino
amino	hydrogen	nitro
hydrogen	hydrogen	(N,N-dimethyl)glycylamino
amino	hydrogen	amino
hydrogen	hydrogen	ethoxythiocarbonylthio
dimethylamino	hydrogen	acylamino
dimethylamino	hydrogen	diazonium
dimethylamino	chloro	amino
hydrogen	chloro	amino
amino	chloro	amino
acylamino	chloro	acylamino
amino	chloro	hydrogen
acylamino	chloro	hydrogen
monoalkylamino	chloro	amino
nitro	chloro	amino
dimethylamino	chloro	acylamino
dimethylamino	chloro	dimethylamino
hydrogen	hydrogen	dimethylamino
dimethylamino	hydrogen	hydrogen

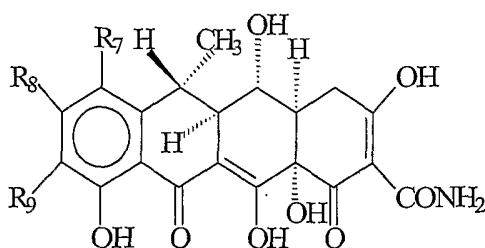
and



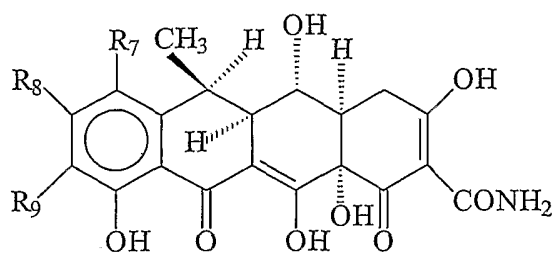
Structure L



Structure M



Structure N

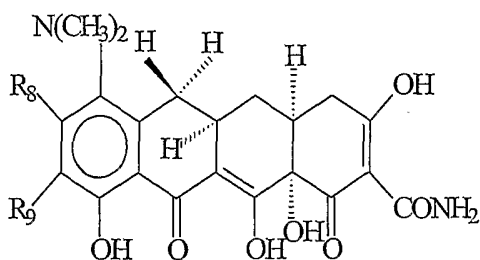


Structure O

wherein: R7, R8, and R9 taken together in each case, have the following meanings:

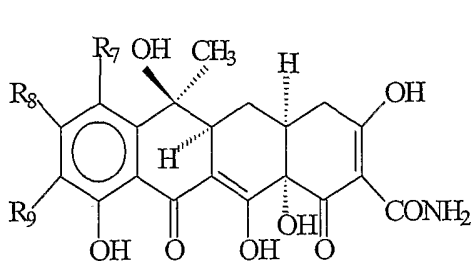
R7	R8	R9
azido	hydrogen	hydrogen
dimethylamino	hydrogen	azido
hydrogen	hydrogen	amino
hydrogen	hydrogen	azido
hydrogen	hydrogen	nitro
dimethylamino	hydrogen	amino
acylamino	hydrogen	hydrogen
hydrogen	hydrogen	acylamino
amino	hydrogen	nitro
hydrogen	hydrogen	(N,N-dimethyl)glycylamino
amino	hydrogen	amino
hydrogen	hydrogen	ethoxythiocarbonylthio
dimethylamino	hydrogen	acylamino
hydrogen	hydrogen	diazonium
hydrogen	hydrogen	dimethylamino
diazonium	hydrogen	hydrogen
ethoxythiocarbonylthio	hydrogen	hydrogen
dimethylamino	chloro	amino
amino	chloro	amino
acylamino	chloro	acylamino
hydrogen	chloro	amino
amino	chloro	hydrogen
acylamino	chloro	hydrogen
monoalkylamino	chloro	amino
nitro	chloro	amino

and

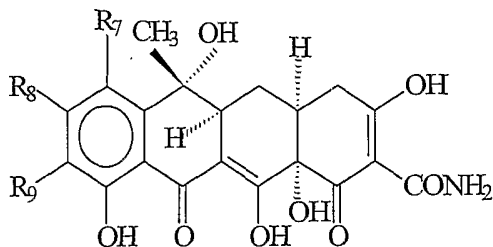


Structure P

wherein: R8 is hydrogen or halogen and R9 is selected from the group consisting of nitro, (N,N-dimethyl)glycylamino, and ethoxythiocarbonylthio; and



Structure Q



Structure R

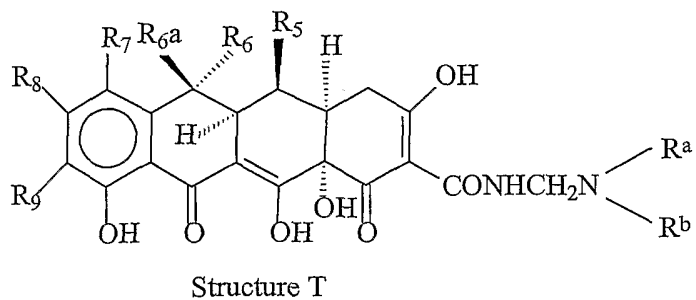
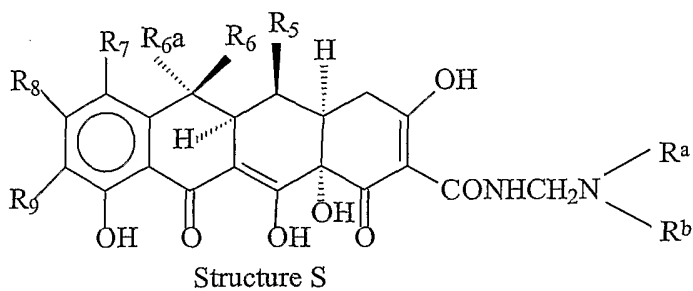
wherein: R7, R8, and R9 taken together in each case, have the following meanings:

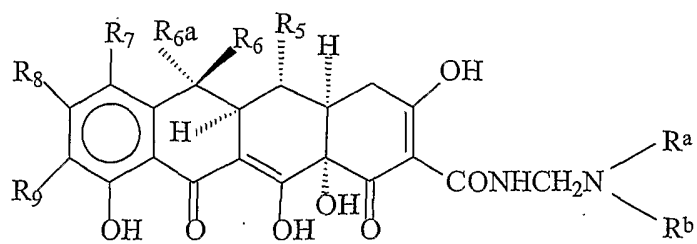
R7	R8	R9
amino	hydrogen	hydrogen
nitro	hydrogen	hydrogen
azido	hydrogen	hydrogen
dimethylamino	hydrogen	azido
hydrogen	hydrogen	amino
hydrogen	hydrogen	azido
hydrogen	hydrogen	nitro
bromo	hydrogen	hydrogen
dimethylamino	hydrogen	amino
acylamino	hydrogen	hydrogen
hydrogen	hydrogen	acylamino
amino	hydrogen	nitro
hydrogen	hydrogen	(N,N-dimethyl)glycylamino
amino	hydrogen	amino
diethylamino	hydrogen	hydrogen
hydrogen	hydrogen	ethoxythiocarbonylthio

dimethylamino	hydrogen	methylamino
dimethylamino	hydrogen	acylamino
dimethylamino	chloro	amino
amino	chloro	amino
acylamino	chloro	acylamino
hydrogen	chloro	amino
amino	chloro	hydrogen
acylamino	chloro	hydrogen
monoalkylamino	chloro	amino
nitro	chloro	amino

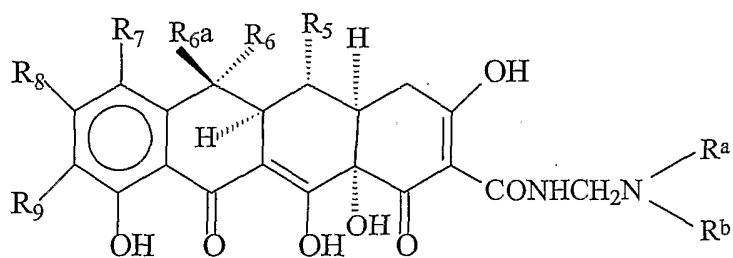
and pharmaceutically acceptable salts thereof.

28. A method according to Claim 23, wherein the non-antibiotic tetracycline compound is selected from the group consisting of:

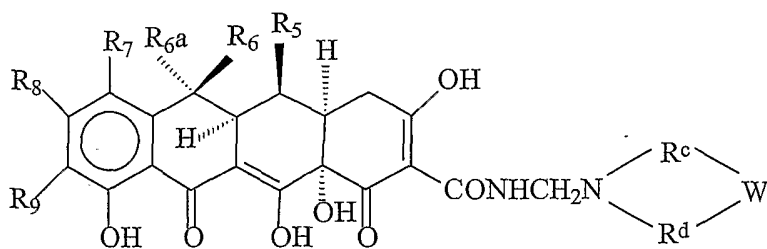




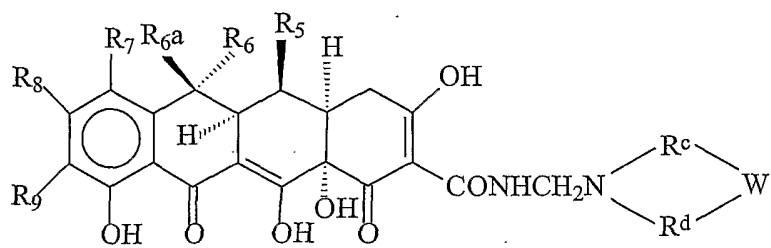
Structure U



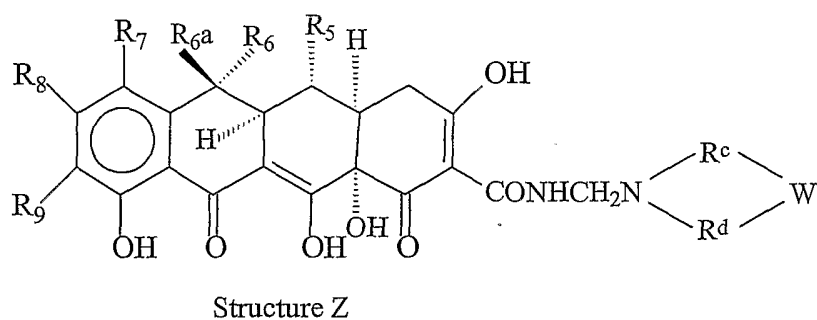
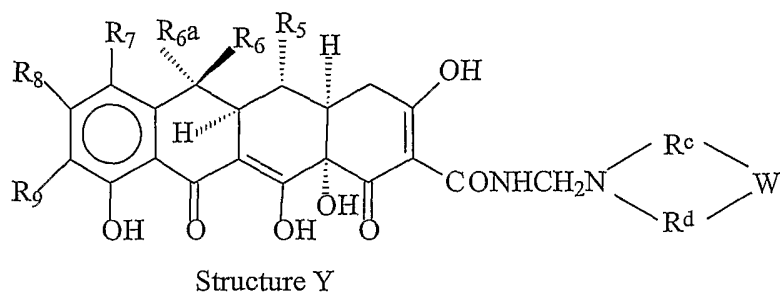
Structure V



Structure W



Structure X



wherein:

R7 is selected from the group consisting of hydrogen, amino, nitro, mono(lower alkyl) amino, halogen, di(lower alkyl)amino, ethoxythiocarbonylthio, azido, acylamino, diazonium, cyano, and hydroxyl;

R6-a is selected from the group consisting of hydrogen and methyl;

R6 and R5 are selected from the group consisting of hydrogen and hydroxyl;

R8 is selected from the group consisting of hydrogen and halogen;

R9 is selected from the group consisting of hydrogen, amino, azido, nitro, acylamino, hydroxy, ethoxythiocarbonylthio, mono(lower alkyl) amino, halogen, diazonium, di(lower alkyl)amino and  $RCH(NH_2)CO$ ;

R is hydrogen or lower alkyl;

$R^a$  and  $R^b$  are selected from the group consisting of hydrogen, methyl, ethyl, n-propyl and 1-methylethyl with the proviso that  $R^a$  and  $R^b$  cannot both be hydrogen;

$R^c$  and  $R^d$  are, independently,  $(CH_2)_nCHR^e$  wherein n is 0 or 1 and  $R^e$  is selected from the group consisting of hydrogen, alkyl, hydroxy, lower( $C_1$ - $C_3$ ) alkoxy, amino, or nitro; and,

W is selected from the group consisting of  $(CHR^e)_m$  wherein m is 0-3 and said  $R^e$  is as above, NH,  $N(C_1-C_3)$  straight chained or branched alkyl, O, S and  $N(C_1-C_4)$  straight chain or branched alkoxy; and,  
pharmaceutically acceptable salts thereof.

29. A method according to Claim 16, wherein the non-antibiotic tetracycline compound selected from the group consisting of structures S-Z has the following provisos:

when either R7 and R9 are hydrogen then R8 must be halogen; and

when R6-a, R6, R5 and R9 are all hydrogen and R7 is hydrogen, amino, nitro, halogen, dimethylamino or diethylamino, then R8 must be halogen; and

when R6-a is methyl, R6 and R9 are both hydrogen, R5 is hydroxyl, and R7 is hydrogen, amino, nitro, halogen or diethylamino, then R8 is halogen; and

when R6-a is methyl, R6 is hydroxyl, R5, R7 and R9 are all hydrogen, then R8 must be halogen; and

when R6-a, R6 and R5 are all hydrogen, R9 is methylamino and R7 is dimethylamino, then R8 must be halogen; and

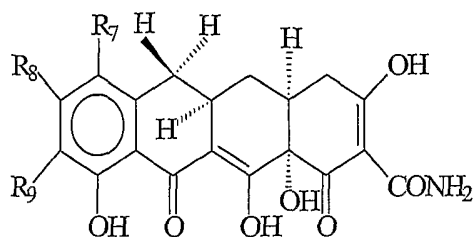
when R6-a is methyl, R6 is hydrogen, R5 is hydroxyl, R9 is methylamino and R7 is dimethylamino, then R8 must be halogen; and

when R6-a is methyl, R6, R5 and R9 are all hydrogen and R7 is cyano, then R8 must be halogen.

30. A method according to Claim 1, wherein said tetracycline compound has a photoirritancy factor of less than the photoirritancy factor of doxycycline.

31. A method according to Claim 1, wherein said tetracycline compound has a photoirritancy factor from about one to about two.

32. A method according to Claim 31, wherein said tetracycline compound has a general formula:

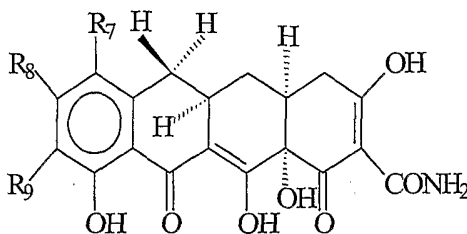


Structure K

wherein R7, R8, and R9 taken together are, respectively, hydrogen, hydrogen and dimethylamino.

33. A method according to Claim 1, wherein said tetracycline compound has a photoirritancy factor from about 1.0 to about 1.2.

34. A method according to Claim 33, wherein said tetracycline compound is selected from the group consisting of:

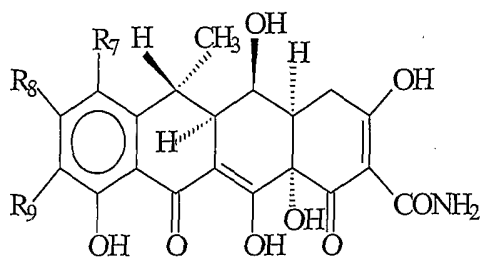


Structure K

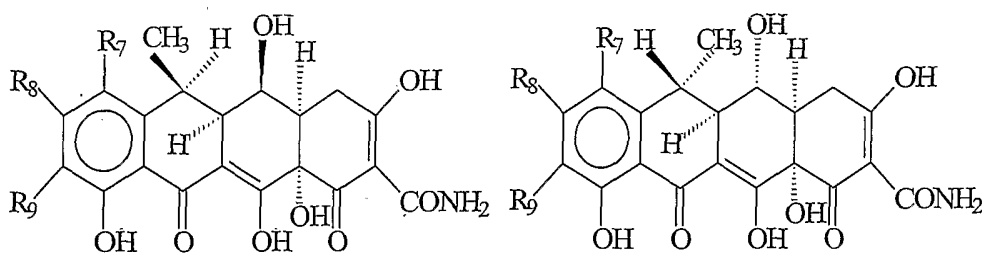
wherein R7, R8, and R9 taken together in each case, have the following meanings:

R7	R8	R9
hydrogēñ	hydrogēñ	āminō
hydrogen	hydrogen	palmitamide

and

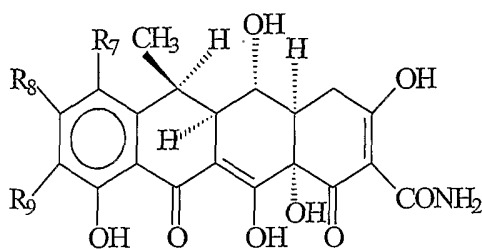


Structure L



Structure M

Structure N



Structure O

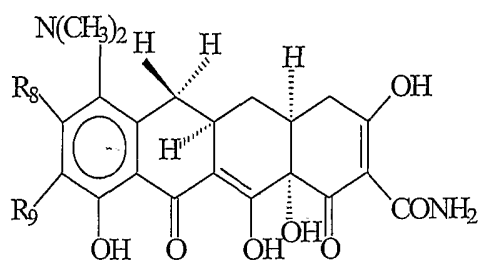
wherein R7, R8, and R9 taken together in each case, have the following meanings:

R7  
 hydrogen  
 hydrogen  
 hydrogen  
 hydrogen

R8  
 hydrogen  
 hydrogen  
 hydrogen  
 hydrogen

R9  
 acetamido  
 dimethylaminoacetamido  
 nitro  
 amino

and



Structure P

wherein R8, and R9 taken together are, respectively, hydrogen and nitro.

35. A method according to Claim 1, wherein said systemic administration is oral administration, intravenous injection, intramuscular injection, subcutaneous administration, transdermal administration or intranasal administration.

36. A method of treating acne in a human in need thereof comprising administering to said human an effective amount of a non-antibiotic tetracycline compound without administering a bisphosphonate compound.

37. A method according to Claim 36, wherein said administration is topical administration.

38. A method according to Claim 36, wherein said administration is systemic administration.

39. A method for reducing the number of comedones in a human in need thereof comprising administering systemically to said human a tetracycline compound in an amount that is effective to reduce the number of comedones but has substantially no antibiotic activity.

40. A method according to Claim 39, wherein said tetracycline compound is doxycycline.

41. A method according to Claim 40, wherein said doxycycline is administered in a daily amount of from about 30 to about 60 milligrams but maintains a concentration in human plasma below the threshold for a significant antibiotic effect.

42. A method according to Claim 40, wherein said doxycycline is administered in an amount of approximately 20 milligrams twice daily.

43. A method according to Claim 39, wherein said tetracycline compound is administered without administering a bisphosphonate.

44. A method for inhibiting oxidation of melanin in a human in need thereof comprising administering systemically to said human a tetracycline compound in an amount that is effective to inhibit oxidation of melanin but has substantially no antibiotic activity.

45. A method for inhibiting lipid-associated abnormal follicular differentiation in a human in need thereof comprising administering systemically to said human a tetracycline compound in an amount that is effective to inhibit lipid-associated abnormal follicular differentiation but has substantially no antibiotic activity.



## INTERNATIONAL SEARCH REPORT

International application No.

PCT/US02/10747

<b>A. CLASSIFICATION OF SUBJECT MATTER</b>		
IPC(7) :A61K 31/65 US CL :514/152, 859 According to International Patent Classification (IPC) or to both national classification and IPC		
<b>B. FIELDS SEARCHED</b>		
Minimum documentation searched (classification system followed by classification symbols) U.S. : 514/152, 859		
Documentation searched other than minimum documentation to the extent that such documents are included in the fields searched <del>NONE</del>		
Electronic data base consulted during the international search (name of data base and, where practicable, search terms used) CAS-ONLINE		
<b>C. DOCUMENTS CONSIDERED TO BE RELEVANT</b>		
Category*	Citation of document, with indication, where appropriate, of the relevant passages	Relevant to claim No.
X	US 5,827,840 A (RAMAMURTHY et al.) 27 October 1998, see the entire document.	1-45
<input type="checkbox"/> Further documents are listed in the continuation of Box C. <input type="checkbox"/> See patent family annex.		
* Special categories of cited documents:	"T"	later document published after the international filing date or priority date and not in conflict with the application but cited to understand the principle or theory underlying the invention
"A" document defining the general state of the art which is not considered to be of particular relevance	"X"	document of particular relevance; the claimed invention cannot be considered novel or cannot be considered to involve an inventive step when the document is taken alone
"E" earlier document published on or after the international filing date	"Y"	document of particular relevance; the claimed invention cannot be considered to involve an inventive step when the document is combined with one or more other such documents, such combination being obvious to a person skilled in the art
"L" document which may throw doubts on priority claim(s) or which is cited to establish the publication date of another citation or other special reason (as specified)	"&"	document member of the same patent family
"O" document referring to an oral disclosure, use, exhibition or other means		
"P" document published prior to the international filing date but later than the priority date claimed		
Date of the actual completion of the international search 13 JULY 2002	Date of mailing of the international search report 19 SEP 2002	
Name and mailing address of the ISA/US Commissioner of Patents and Trademarks Box PCT Washington, D.C. 20231 Facsimile No. (703) 305-3230	Authorized officer <i>Kevin E. Weddington</i> KEVIN E. WEDDINGTON Telephone No. (703) 308-0196	