

(19) World Intellectual Property
Organization
International Bureau



(43) International Publication Date
3 November 2005 (03.11.2005)

PCT

(10) International Publication Number
WO 2005/103190 A1

(51) International Patent Classification⁷: **C09K 5/04**,
C09J 9/00, C09K 3/30

(74) Agents: **SZUCH, Colleen** et al.; Honeywell International
Inc., 101 Columbia Road P.O. Box 2245, Morristown, NJ
07962 (US).

(21) International Application Number:
PCT/US2005/013185

(22) International Filing Date: 18 April 2005 (18.04.2005)

(25) Filing Language: English

(26) Publication Language: English

(30) Priority Data:
10/826,072 16 April 2004 (16.04.2004) US
60/605,630 16 April 2004 (16.04.2004) US
10/826,727 16 April 2004 (16.04.2004) US
10/826,811 16 April 2004 (16.04.2004) US
10/826,597 16 April 2004 (16.04.2004) US
10/826,592 16 April 2004 (16.04.2004) US

(71) Applicant (for all designated States except US): **HONEY-
WELL INTERNATIONAL INC.** [US/US]; 101 Colum-
bia Road, Law Department, P.O. Box 2245, Morristown,
NJ 07962-2245 (US).

(72) Inventors; and

(75) Inventors/Applicants (for US only): **THOMAS, Ray-
mond, H.** [US/US]; 5990 Hopi Court, Pendleton, NY
14051 (US). **PHAM, Hang, T.** [US/US]; 136 Larkspur
Lane, Amherst, NY 14228 (US). **SINGH, Rajiv, R.**
[US/US]; 18 Foxfire Drive, Getzville, NY 14068 (US).
WILSON, David, P. [US/US]; 118 Waxwing Court, East
Amherst, NY 14094 (US).

(81) Designated States (unless otherwise indicated, for every
kind of national protection available): AE, AG, AL, AM,
AT, AU, AZ, BA, BB, BG, BR, BW, BY, BZ, CA, CH, CN,
CO, CR, CU, CZ, DE, DK, DM, DZ, EC, EE, EG, ES, FI,
GB, GD, GE, GH, GM, HR, HU, ID, IL, IN, IS, JP, KE,
KG, KM, KP, KR, KZ, LC, LK, LR, LS, LT, LU, LV, MA,
MD, MG, MK, MN, MW, MX, MZ, NA, NI, NO, NZ, OM,
PG, PH, PL, PT, RO, RU, SC, SD, SE, SG, SK, SL, SM, SY,
TJ, TM, TN, TR, TT, TZ, UA, UG, US, UZ, VC, VN, YU,
ZA, ZM, ZW.

(84) Designated States (unless otherwise indicated, for every
kind of regional protection available): ARIPO (BW, GH,
GM, KE, LS, MW, MZ, NA, SD, SL, SZ, TZ, UG, ZM,
ZW), Eurasian (AM, AZ, BY, KG, KZ, MD, RU, TJ, TM),
European (AT, BE, BG, CH, CY, CZ, DE, DK, EE, ES, FI,
FR, GB, GR, HU, IE, IS, IT, LT, LU, MC, NL, PL, PT, RO,
SE, SI, SK, TR), OAPI (BF, BJ, CF, CG, CI, CM, GA, GN,
GQ, GW, ML, MR, NE, SN, TD, TG).

Declaration under Rule 4.17:

— of inventorship (Rule 4.17(iv)) for US only

Published:

— with international search report

For two-letter codes and other abbreviations, refer to the "Guid-
ance Notes on Codes and Abbreviations" appearing at the begin-
ning of each regular issue of the PCT Gazette.

(54) Title: AZEOTROPE-LIKE COMPOSITIONS OF TETRAFLUOROPROPENE AND TRIFLUOROIODOMETHANE

(57) Abstract: Provided are azeotrope-like compositions comprising tetrafluoropropene and trifluoroiodomethane and uses thereof, including use in refrigerant compositions, refrigeration systems, blowing agent compositions, and sprayable compositions, including aerosol propellants.



WO 2005/103190 A1

AZEOTROPE-LIKE COMPOSITIONS OF TETRAFLUOROPROPENE AND TRIFLUOROIODOMETHANE

FIELD OF INVENTION

The present invention provides azeotrope-like compositions of 1,1,1,2-tetrafluoropropene and trifluoroiodomethane, and uses thereof.

BACKGROUND

Fluorocarbon based fluids have found widespread use in industry in a number of applications, including as refrigerants, aerosol propellants, blowing agents, heat transfer media, and gaseous dielectrics. Because of the suspected environmental problems associated with the use of some of these fluids, including the relatively high ozone depletion potentials associated therewith, it is desirable to use fluids having low or even zero ozone depletion potential, such as hydrofluorocarbons ("HFCs"). Thus, the use of fluids that do not contain chlorofluorocarbons ("CFCs") or hydrochlorofluorocarbons ("HCFCs") is desirable. Furthermore, some HFC fluids may have relatively high global warming potentials associated therewith, and it is desirable to use hydrofluorocarbon or other fluorinated fluids having as low global warming potentials as possible while maintaining the desired performance in use properties. Additionally, the use of single component fluids or azeotrope-like mixtures, which do not substantially fractionate on boiling and evaporation, is desirable. However, the identification of new, environmentally-safe, non-fractionating mixtures is complicated due to the fact that azeotrope formation is not readily predictable.

The industry is continually seeking new fluorocarbon based mixtures that offer alternatives, and are considered environmentally safer substitutes for CFCs and HCFCs. Of particular interest are mixtures containing both hydrofluorocarbons and other fluorinated compounds, both of very low or zero

ozone depletion and low global warming potentials. Such mixtures and their uses are the subject of this invention.

DESCRIPTION OF PREFERRED EMBODIMENTS

The present inventors have developed several compositions that help to satisfy the continuing need for alternatives to CFCs and HCFCs. According to certain embodiments, the present invention provides azeotrope-like compositions comprising 1,1,1,2-tetrafluoropropene ("HFO-1234yf") and trifluoroiodomethane ("CF₃I").

The preferred compositions of the invention tend both to be non-flammable and to exhibit relatively low global warming potentials ("GWPs"), preferably less than about 1000, more preferably less than about 500, and even more preferably less than about 150. Accordingly, applicants have recognized that such compositions can be used to great advantage in a number of applications, including as replacements for CFCs, such as dichlorodifluoromethane (CFC-12), HCFCs, such as difluorochloromethane, (HCFC-22), HFCs, such as HFC-134a, and combinations of HFCs and CFCs, such as the combination of CFC-12 and 1,1-difluoroethane (HFC-152a) (the combination CFC-12:HFC-152a in a 73.8:26.2 mass ratio being known as R-500) in refrigerant, aerosol, and other applications. Additionally, applicants have recognized surprisingly that azeotrope-like compositions of HFO-1234yf and CF₃I can be formed. Accordingly, in other embodiments, the present invention provides methods of producing an azeotrope-like composition comprising combining HFO-1234yf and CF₃I in amounts effective to produce an azeotrope-like composition.

The term "HFO-1234" is used herein to refer to all tetrafluoropropenes. Among the tetrafluoropropenes is included HFO-1234yf and any and all stereo- or geometric isomers thereof. The terms HFO-1234yf and HFO-1234ze are used herein generically to refer to 1, 1, 1, 2-tetrafluoropropene and 1, 1, 1, 3-tetrafluoropropene, respectively, independent of its stereo isometry.

Although the properties of HFO-1234yf and HFO-1234ze differ in at least some respects, and while the present azeotrope-like compositions are based

mainly on HFO-1234yf, it is contemplated that HFO-1234ze may be present in certain embodiments in amounts which do not negate the essential nature of the azeotrope-like composition.

HFO-1234 compounds are known materials and are listed in Chemical Abstracts databases. The production of fluoropropenes such as $\text{CF}_3\text{CH}=\text{CH}_2$ by catalytic vapor phase fluorination of various saturated and unsaturated halogen-containing C_3 compounds is described in U.S. Patent Nos. 2,889,379; 4,798,818 and 4,465,786, each of which is incorporated herein by reference. EP 974,571, also incorporated herein by reference, discloses the preparation of 1,1,1,3-tetrafluoropropene by contacting 1,1,1,3,3-pentafluoropropane (HFC-245fa) in the vapor phase with a chromium-based catalyst at elevated temperature, or in the liquid phase with an alcoholic solution of KOH, NaOH, $\text{Ca}(\text{OH})_2$ or $\text{Mg}(\text{OH})_2$. In addition, methods for producing compounds in accordance with the present invention are described generally in connection with pending United States Patent Application entitled "Process for Producing Fluoropropenes" bearing attorney docket number (H0003789 (26267)), which is also incorporated herein by reference.

In addition, applicants have recognized that the azeotrope-like compositions of the present invention exhibits properties that make that make them advantageous for use as, or in, numerous applications, including as heat transfer compositions, including as refrigerants in automotive air conditioning and heat pump systems, and in stationary air conditioning, heat pump and refrigeration blowing agents, propellants and sterilizing agents. Accordingly, in yet other embodiments, the present invention provides compositions and methods associated with these and other uses.

Azeotrope-like Compositions

As used herein, the term "azeotrope-like" is intended in its broad sense to include both compositions that are strictly azeotropic and compositions that behave like azeotropic mixtures. From fundamental principles, the thermodynamic state of a fluid is defined by pressure, temperature, liquid

composition, and vapor composition. An azeotropic mixture is a system of two or more components in which the liquid composition and vapor composition are equal at the stated pressure and temperature. In practice, this means that the components of an azeotropic mixture are constant-boiling and cannot be separated during a phase change.

The azeotrope-like compositions of the invention may include additional components that do not form new azeotrope-like systems, or additional components that are not in the first distillation cut. The first distillation cut is the first cut taken after the distillation column displays steady state operation under total reflux conditions. One way to determine whether the addition of a component forms a new azeotrope-like system so as to be outside of this invention is to distill a sample of the composition with the component under conditions that would be expected to separate a non-azeotropic mixture into its separate components. If the mixture containing the additional component is non-azeotrope-like, the additional component will fractionate from the azeotrope-like components. If the mixture is azeotrope-like, some finite amount of a first distillation cut will be obtained that contains all of the mixture components that is constant boiling or behaves as a single substance.

It follows from this that another characteristic of azeotrope-like compositions is that there is a range of compositions containing the same components in varying proportions that are azeotrope-like or constant boiling. All such compositions are intended to be covered by the terms "azeotrope-like" and "constant boiling". As an example, it is well known that at differing pressures, the composition of a given azeotrope will vary at least slightly, as does the boiling point of the composition. Thus, an azeotrope of A and B represents a unique type of relationship, but with a variable composition depending on temperature and/or pressure. It follows that, for azeotrope-like compositions, there is a range of compositions containing the same components in varying proportions that are azeotrope-like. All such compositions are intended to be covered by the term azeotrope-like as used herein.

It is well-recognized in the art that it is not possible to predict the formation of azeotropes. (See, for example, U.S. Patent No. 5,648,017 (column 3, lines 64-65) and U.S. Patent No. 5,182,040 (column 3, lines 62-63), both of which are incorporated herein by reference). Applicants have discovered unexpectedly that HFO-1234yf and CF₃I form azeotrope-like compositions.

According to certain preferred embodiments, the azeotrope-like compositions of the present invention comprise, and preferably consist essentially of, effective azeotrope-like amounts of HFO-1234yf and CF₃I. The term "effective azeotrope-like amounts" as used herein refers to the amount of each component which upon combination with the other component, results in the formation of an azeotrope-like composition of the present invention. Preferably, the present azeotrope-like compositions comprise, and preferably consist essentially of, from about 25 to less than 100 weight percent HFO-1234yf and from greater than zero to about 75 weight percent of CF₃I. More preferably, the azeotrope-like compositions comprise, and preferably consist essentially of, from about 30 to about 85 weight percent HFO-1234yf and from about 15 to about 70 weight percent of CF₃I, more preferably from about 35 to about 70 weight percent HFO-1234yf and from about 30 to about 65 weight percent of CF₃I, even more preferably from about 45 to about 70 weight percent HFO-1234yf and from about 30 to about 55 weight percent of CF₃I, and even more preferably from about 50 to about 60 weight percent HFO-1234yf and from about 40 to about 50 weight percent of CF₃I. Unless otherwise indicated, the weight percents disclosed herein are based on the total weight of CF₃I and HFO-1234yf in a composition.

The azeotrope-like compositions described herein preferably have a boiling point of from about -28°C to about -31°C at a pressure of about 14.26 psia. In certain more preferred embodiments, the present azeotrope-like compositions have a boiling point of from about -29°C to about -31°C at a pressure of about 14.26 psia, and in even more preferred embodiments, from about -30°C to about -31°C at a pressure of about 14.26 psia.

The azeotrope-like compositions of the present invention can be produced by combining effective azeotrope-like amounts of HFO-1234yf and CF₃I. Any of

a wide variety of methods known in the art for combining two or more components to form a composition can be adapted for use in the present methods to produce an azeotrope-like composition. For example, HFO-1234yf and CF₃I can be mixed, blended, or otherwise combined by hand and/or by machine, as part of a batch or continuous reaction and/or process, or via combinations of two or more such steps. In light of the disclosure herein, those of skill in the art will be readily able to prepare azeotrope-like compositions according to the present invention without undue experimentation.

Composition Additives

The azeotrope-like compositions of the present invention may further include any of a variety of optional additives including lubricants, stabilizers, metal passivators, corrosion inhibitors, flammability suppressants, and the like.

According to certain embodiments, the azeotrope-like compositions of the present invention further comprise a stabilizer. Any of a variety of compounds suitable for stabilizing an azeotrope-like composition of the present invention may be used. Examples of certain preferred stabilizers include stabilizer compositions comprising stabilizing diene-based compounds, and/or phenol compounds and/or epoxides selected from the group consisting of aromatic epoxides, alkyl epoxides, alkenyl epoxides, and combinations of two or more thereof.

As the term is used herein, "diene-based compound" refers to C₃ – C₅ dienes and to compounds formed by reaction of any two or more C₃ – C₅ dienes. In the case of diene-based compounds which are formed by a combination of C₃-C₅ dienes, the molecules which are combined can be the same or different. Certain of the preferred compositions comprise at least one diene-based compound in an amount effective under conditions of use to stabilize the iodocarbon against degradation. The type and nature of the diene-based compound(s) to be used may depend, to at least some degree, upon the particular iodocarbon compound(s) being used in the composition, the expected conditions of use of the compositions, and related factors.

It is generally contemplated that the amount of the diene-based stabilizer used in the compositions of the present invention can vary widely, depending upon factors such as the type of iodocarbon in the composition, the expected conditions of use of the composition, among other factors. In general, it is preferred to use diene-based stabilizer in an effective amount relative to the iodocarbon being used. As used herein, the term "effective amount" refers to an amount of diene-based compound(s) which, when added to a composition comprising the relevant iodocarbon compound, such as trifluoroiodomethane, results in a stabilized composition wherein the iodocarbon degrades more slowly and/or to lesser degree relative to the same composition, under the same, or similar, conditions, but in the absence of the diene-based compounds. In the particular example of trifluoroiodomethane, one of the important potential breakdown products under certain severe conditions is trifluoromethane, which is formed by the substitution of hydrogen for iodine in the CF_3I molecule. Similarly, hydrogen can be substituted for iodine in other iodocarbons, thereby forming compounds that can have GWP values greater than 150. These breakdown products have the effect of raising the GWP of the refrigerant blends that use iodocarbons. The goal of having a low global warming potential is therefore impaired. An effective amount of stabilizer will reduce the amount of decomposition of the iodocarbon such that the GWP of the refrigerant composition is below 150. Even without the consideration of GWP values, breakdown of a component of a refrigerant composition is undesirable. Thus it is preferred that the level of the breakdown product described above be less than 1.0 wt. % of the total refrigerant composition. In certain preferred embodiments, the amount of the diene-based compound(s) is sufficient to result in a stabilized composition wherein at least one of the iodocarbon compound(s) therein degrades more slowly and/or to a lesser degree relative to the same composition but in the absence of the diene-base compound, when tested according to SAE J1662 (issued June 1993) and/or ASHRAE 97-1983R standard tests. For example, in certain preferred embodiments, the amount of breakdown product, that is product formed

by the substitution of hydrogen for iodine in the iodocarbon, is less than about 0.9 wt. % after the composition is maintained at about 300°F for about two weeks.

In certain preferred embodiments, the diene-based compounds are present in the composition in amounts of from about 0.001 % to about 10 % by weight, more preferably from about 0.01 wt. % to about 5 wt. %, and even more preferably from about 0.3 wt. % to about 4 wt. %, based on the total weight of refrigerant composition that is comprised of the iodocarbon.

In preferred embodiments the diene-based compounds are selected from the group consisting of allyl ethers, propadiene, butadiene, isoprene, terpenes such as myrcene, terpene derivatives and combinations of any two or more of these. As used herein, each of the compounds identified in the immediately preceding list is intended to include both substituted and unsubstituted forms of the identified compounds. In certain preferred embodiments, the diene-based compounds comprise in major proportion, and even more preferably consist essentially of, propadiene.

In certain other preferred embodiments, the diene-based compounds comprise in major proportion, and even more preferably consist essentially of, terpenes, terpene derivatives or combinations of these. As used herein, the term "terpene" means a compound, which is comprised of at least ten carbon atoms and contains at least one, and preferably at least two isoprene moieties. In many preferred embodiments, the terpene compound of the present invention is formed from the reaction of at least two isoprene C5 units ($\text{CH}_2=\text{C}(\text{CH}_3)-\text{CH}=\text{CH}_2$) (each unit being substituted or unsubstituted), and thus many of the terpene compounds of the present invention preferably have as at least 10 carbon atoms and include at least one isoprene moiety. As used herein, the term "isoprene moiety" refers to any portion of a molecule, which includes a radical, which can be formed from substituted or unsubstituted isoprene. In certain preferred embodiments, unsubstituted terpenes are preferred.

In many preferred embodiments, the terpene compound of the present invention comprises at least one head-to-tail condensation product of modified or unmodified isoprene molecules. It is contemplated that any one or more terpene

compounds are adaptable for use in accordance with the present invention and that those skilled in the art will be able, in view of the teachings contained herein, to select the number and type of terpene compound(s) for any particular application without undue experimentation. The preferred terpenes of the present invention are hydrocarbons having molecular formula $(C_5H_8)_n$ in a cyclic or acyclic, saturated or unsaturated, substituted or unsubstituted structure, with n preferably being from 2 to about 6, and even more preferably 2 to 4. Terpenes according to the present invention having the formula $C_{10}H_{16}$ (including substituted forms) are sometimes referred to herein as monoterpenes, while terpenes having the formula $C_{15}H_{24}$ (including substituted forms) are sometimes referred to herein as sesquiterpenes. Terpenes according to the present invention having the formula $C_{20}H_{32}$ (including substituted forms) are sometimes referred to herein as diterpenes, while terpenes having the formula $C_{30}H_{48}$ (including substituted forms) are sometimes referred to as triterpenes, and so on. Terpenes containing 30 or more carbons are usually formed by the fusion of two terpene precursors in a regular pattern. While it is contemplated that all such terpenes are adaptable for use in accordance with the present invention, the use of monoterpenes is generally preferred.

In certain preferred embodiments, the terpene compound(s) of present compositions comprise, preferably in major proportion, and even more preferably consist essentially of, one or more acyclic terpene compounds. Among the acyclic terpenes, it is contemplated that such compounds may be within the class of compounds identified as head-to-tail linked isoprenoids or within the class of compounds that are not joined in that manner. Acyclic terpenes which are preferred for use in accordance with certain aspects of the present invention include myrcene (2-methyl-6-methylenoocta-1,7-diene), allo-cimene, beta-ocimene.

In certain embodiments, the terpene compounds of the present invention may comprise cyclic terpene compounds. Among the cyclic terpenes, mono-, bi-, tri-, or tetracyclic compounds having varying degrees of unsaturation are contemplated for use in accordance with the present invention.

Examples of terpene compounds adaptable for use in connection with the various aspects of the present invention include terebene, myrcene, limonene, retinal, pinene, menthol, geraniol, farnesol, phytol, Vitamin A₁, terpinene, delta-3 carene, terpinolene, phellandrene, fenchene, and the like, as well as blends thereof, including all their isomers.

Examples of terpene derivatives in accordance with the present invention include oxygen-containing derivatives of terpenes such as alcohols, aldehydes or ketones containing hydroxyl groups or carbonyl groups, as well as hydrogenated derivatives. Oxygen-containing derivatives of terpenes are sometimes referred to herein as terpenoids. In certain embodiments, the diene-based compounds of the present invention comprise the terpenoid Carnosic acid. Carnosic acid is a phenolic diterpene that corresponds to the empirical formula C₂₀H₂₈O₄. It occurs naturally in plants of the Labiatae family. For instance, carnosic acid is a constituent of the species *Salvia officinalis* (sage) and *Rosmarinus officinalis* (rosemary) where it is mainly found in the leaves. Carnosic acid is also found in thyme and marjoram. It was discovered by Linde in *Salvia officinalis* [Helv. Chim Acta 47, 1234 (1962)] and by Wenkert et al. in *Rosmarinus officinalis* [J. Org. Chem. 30, 2931 (1965)]. It was then positively identified in various other species of sage, such as for example *Salvia canariensis* [Savona and Bruno, J. Nat. Prod. 46, 594 (1983)] or *Salvia willeana* [de la Torre et al., Phytochemistry 29, 668 (1990)]. It is also present in *Salvia triloba* and *Salvia sclarea*.

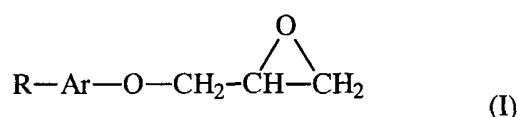
Any suitable relative amount of the at least one diene-based compound and supplemental optional stabilizer compound(s) may be used. For example, in certain preferred embodiments the weight ratio of the diene-based compound(s) to other stabilizer compound(s) is in the range of from about 1:99 to about 100:0. In more preferred embodiments, the weight ratio of diene-based compound(s) to the optional stabilizers is from about 10:1 to about 1:1, more preferably from about 2:1 to about 1:1, and even more preferably about 1:1.

Preferred terpene stabilizers are disclosed in U.S. Provisional Patent Application No. 60/638,003, filed on December 12, 2004, which is incorporated herein by reference.

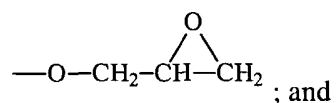
Any of a variety of phenol compounds and/or epoxides is also suitable for use as stabilizers in the present compositions. While applicants do not wish to be bound by or to any theory of operation, it is believed that the present phenols act as radical scavengers in the CF_3I compositions and thereby tend to increase the stability of such compositions. As used herein the term "phenol compound" refers generally to any substituted or unsubstituted phenol. Examples of suitable phenol compounds include phenols comprising one or more substituted or unsubstituted cyclic, straight-chain, or branched aliphatic substituent group, such as, alkylated monophenols including: 2,6-di-tert-butyl-4-methylphenol; 2,6-di-tert-butyl-4-ethylphenol; 2,4-dimethyl-6-tert-butylphenol; tocopherol; and the like, hydroquinone and alkylated hydroquinones including: t-butyl hydroquinone; other derivatives of hydroquinone; and the like, hydroxylated thiodiphenyl ethers including: 4,4'-thiobis (2-methyl-6-tert-butylphenol); 4,4'-thiobis (3-methyl-6-tert-butylphenol); 2,2'-thiobis (4-methyl-6-tert-butylphenol); and the like, alkylidene-bisphenols including: 4,4'-methylenebis(2,6-di-tert-butylphenol); 4,4'-bis(2,6-di-tert-butylphenol); derivatives of 2,2- or 4,4-biphenyldiols; 2,2'-methylenebis(4-ethyl-6-tert-butylphenol); 2,2'-methylenebis(4-methyl-6-tert-butylphenol); 4,4'-butylidenebis(3-methyl-6-tert-butylphenol); 4,4'-isopropylidenebis(2,6-di-tert-butylphenol); 2,2'-methylenebis(4-methyl-6-nonylphenol); 2,2'-isobutylidenebis(4,6-dimethylphenol); 2,2'-methylenebis(4-methyl-6-cyclohexylphenol), 2,2- or 4,4-biphenyldiols including 2,2'-methylenebis(4-ethyl-6-tert-butylphenol), butylated hydroxy toluene (BHT), bisphenols comprising heteroatoms including: 2,6-di-tert-.alpha.-dimethylaminop-cresol; 4,4-thiobis(6-tert-butyl-m-cresol); and the like; acylaminophenols; 2,6-di-tert-butyl-4(N,N'-dimethylaminomethylphenol); sulfides including: bis(3-methyl-4-hydroxy-5-tert-butylbenzyl) sulfide; bis(3,5-di-tert-butyl-4-hydroxybenzyl)sulfide; and the like; as well as, phenolic UV absorb and light stabilizers. Certain preferred phenols include alkylated monophenols such as tocopherol, BHT, hydroquinones, and the like. Certain particularly preferred phenols include tocopherol, and the like. Most phenols are commercially available. A single phenol compound and/or mixtures of two or more phenols may

be used in the present compositions. Any of a variety of epoxides are suitable for use in the compositions of the present invention. While applicants do not wish to be bound by or to any theory of operation, it is believed that the epoxides of the present invention act as acid scavengers in the CF_3I compositions and thereby tend to increase the stability of such compositions. A single aromatic epoxide and/or mixtures of two or more aromatic epoxides may be used in the present compositions.

Examples of suitable aromatic epoxides include those defined by the formula I below:



wherein: R is hydrogen, hydroxyl, alkyl, fluoroalkyl, aryl, fluoroaryl, or



Ar is a substituted or unsubstituted phenylene or naphthylene moiety. Certain preferred aromatic epoxides of Formula I include those wherein Ar is phenylene or phenylene substituted with one or more substituents including alkyls, alkenyls, alkynyls, aryls, alkylaryls, halogens, halogenated alkyls, halogenated alkenyls, halogenated alkynyls, halogenated aryls, halogenated arylalkyls, hydroxyls, heteroatom moieties, and the like. Examples of suitable compounds of Formula I wherein Ar is an unsubstituted or substituted phenylene include butylphenylglycidyl ether; pentylphenylglycidyl ether; hexylphenylglycidyl ether; heptylphenylglycidyl ether; octylphenylglycidyl ether; nonylphenylglycidyl ether; decylphenylglycidyl ether; glycidyl methyl phenyl ether; 1,4-diglycidyl phenyl diether; 4-methoxyphenyl glycidyl ether; derivatives thereof; and the like.

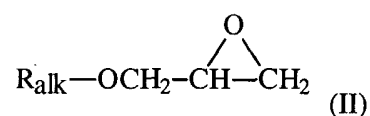
Certain other preferred aromatic epoxides of Formula I include those wherein Ar is naphthylene or naphthylene substituted with one or more substituents including alkyls, alkenyls, alkynyls, aryls, alkylaryls, halogens, halogenated

alkyls, halogenated alkenyls, halogenated alkynyls, halogenated aryls, halogenated arylalkyls, hydroxyls, heteroatom moieties, and the like. Examples of suitable compounds of Formula I wherein Ar is an unsubstituted or substituted naphthylene include naphthyl glycidyl ether; 1,4-diglycidyl naphthyl diether; derivatives thereof; and the like.

Examples of other suitable aromatic epoxides include bisoxiranes, such as, 2,2'[[[5-heptafluorooctyl]1,3phenylene]bis[[2,2,2trifluoromethyl]ethylidene]oxymethylene]bisoxirane; and the like.

In certain preferred embodiments, the aromatic epoxides for use in the present invention comprise an epoxide of Formula I wherein Ar is phenylene, substituted phenylene, naphthylene, or substituted naphthylene. More preferably, the aromatic epoxides comprise an epoxide of Formula I wherein Ar is phenylene or substituted phenylene. Examples of certain more preferred aromatic epoxides include butylphenyl glycidyl ether, and the like.

Any of a variety of alkyl and/or alkenyl epoxides are suitable for use in the present compositions. Examples of suitable alkyl and alkenyl epoxides include those of Formula II:



wherein R_{alk} is a substituted or unsubstituted alkyl or alkenyl group. Certain preferred epoxides of Formula II comprise alkyl epoxide compounds wherein R_{alk} is an alkyl group having from about 1 to about 10 carbon atoms, more preferably from about 1 to about 6 carbon atoms, and wherein the alkyl may be unsubstituted or further substituted with one or more substituents including alkyls, alkenyls, alkynyls, aryls, alkylaryls, halogens, halogenated alkyls, halogenated alkenyls, halogenated alkynyls, halogenated aryls, halogenated arylalkyls, hydroxyls, heteroatom moieties, and the like. Examples of such preferred alkyl epoxides of Formula II include n-butyl glycidyl ether, isobutyl glycidyl ether, hexanediol diglycidyl ether, and the like, as well as, fluorinated and perfluorinated alkyl

epoxides, and the like. Certain more preferred alkyl epoxides comprise hexanediol diglycidyl ether, and the like.

Certain other preferred epoxides of Formula II comprise alkenyl epoxide compounds wherein R_{alk} is an alkenyl group having from about 1 to about 10 carbon atoms, more preferably from about 1 to about 6 carbon atoms, and wherein the alkenyl may be unsubstituted or further substituted with one or more substituents including alkyls, alkenyls, alkynyls, aryls, alkylaryls, halogens, halogenated alkyls, halogenated alkenyls, halogenated alkynyls, halogenated aryls, halogenated arylalkyls, hydroxyls, heteroatom moieties, and the like. Examples of such preferred alkenyl epoxides of Formula II include allyl glycidyl ether, fluorinated and perfluorinated alkenyl epoxides, and the like. More preferred alkenyl epoxides include allyl glycidyl ether, and the like. A single alkyl epoxide or alkenyl epoxide and/or combinations of two or more thereof may be used in the present compositions.

In certain other preferred embodiments, the alkyl epoxide for use as an acid scavenger in the present composition comprises polypropylene glycol diglycidyl ether. Examples of polypropylene glycol diglycidyl ether suitable for use in the present invention include the ether available commercially from SACHEM, Europe.

In addition, in certain embodiments, the epoxide for use in the present invention comprises combinations of two or more aromatic, alkyl, and/or alkenyl substituents. Such epoxides are referred to generally as "multisubstituted epoxides."

According to certain preferred embodiments, the stabilizer for use in the present invention comprises one or more diene-based compounds, preferably a terpene and/or a terpene-based compound. In certain embodiments the stabilizer comprises such diene-based compound(s) in a combination with at least one phosphite compound, and/or at least one phenol compound and/or at least one aromatic, alkyl, or alkenyl epoxide. Examples of suitable combinations phenols and epoxides include stabilizers comprising: tocopherol and allyl glycidyl ether, BHT and glycidyl butyl ether, and the like. Certain particularly preferred

combinations include stabilizers comprising: tocopherol and allyl glycidyl ether, and the like. In certain embodiments the preferred stabilizers comprise at least one diene-based compound in combination with at least one phosphite compound.

Any suitable relative amount of the at least one phenol compound and the at least one aromatic, alkyl, or alkenyl epoxide may be used in the preferred stabilizers. For example, the weight ratio of phenol compound(s) to aromatic or fluorinated alkyl epoxide(s) can be varied from about 1:99 to about 99:1. In certain preferred embodiments, the weight ratios of phenol compound(s) to aromatic, alkyl, alkenyl, multisubstituted, or fluorinated alkyl epoxide(s) is from about 30 to about 1, more preferably from about 7 to about 1, more preferably from about 2 to about 1, and even more preferably about 1:1.

Any suitable effective amount of stabilizer may be used in the trifluoroiodomethane compositions of the present invention. As used herein, the term "effective stabilizing amount" refers to an amount of stabilizer of the present invention which, when added to a composition comprising trifluoroiodomethane, results in a stabilized composition wherein the trifluoroiodomethane therein degrades more slowly and/or to a lesser degree relative to the original composition, under the same, or similar, conditions. In certain preferred embodiments, an "effective stabilizing amount" of stabilizer comprises an amount which, when added to a composition comprising trifluoroiodomethane, results in a stabilized composition wherein the trifluoroiodomethane therein degrades more slowly and/or to a lesser degree relative to the original composition under the conditions of at least one, or both, of the standards tests SAE J1662 (issued June 1993) and/or ASHRAE 97-1983R. In certain more preferred embodiments, an "effective stabilizing amount" of stabilizer comprises an amount which, when added to a composition comprising trifluoroiodomethane, results in a composition having a stability that is at least as good as, if not better, than the stability of a comparable composition comprising dichlorodifluoromethane (R-12) in mineral oil, under at least one of the standard tests SAE J1662 (issued June 1993) and/or ASHRAE 97-1983R. Certain preferred effective amounts of stabilizer for use in

the present invention comprise from about 0.001 to about 10, more preferably from about 0.01 to about 5, even more preferably from about 0.3 to about 4 weight percent, and even more preferably from about 0.3 to about 1 weight percent based on the total weight of trifluoroiodomethane in the composition of the present invention.

In certain preferred embodiments, the compositions of the present invention further comprise a lubricant. Any of a variety of conventional and unconventional lubricants may be used in the compositions of the present invention. An important requirement for the lubricant is that, when in use in a refrigerant system, there must be sufficient lubricant returning to the compressor of the system such that the compressor is lubricated. Thus, suitability of a lubricant for any given system is determined partly by the refrigerant/lubricant characteristics and partly by the characteristics of the system in which it is intended to be used. Examples of suitable lubricants, which are generally those commonly used in refrigeration machinery using or designed to use hydrofluorocarbon (HFC) refrigerants, chlorofluorocarbon refrigerants and hydrochlorofluorocarbons refrigerants, include mineral oil, silicone oil, polyalkyl benzenes (sometimes referred to as PABs), polyol esters (sometimes referred to as POEs), polyalkylene glycols (sometimes referred to as PAGs), polyalkylene glycol esters (sometimes referred to as PAG esters), polyvinyl ethers (sometimes referred to as PVEs), poly(alpha-olefin) (sometimes referred to as PAOs), and halocarbon oils, particularly poly(chlorotrifluorethylene) and the like. Mineral oil, which comprises paraffin oil or naphthenic oil, is commercially available. Commercially available mineral oils include Witco LP 250 (registered trademark) from Witco, Zerol 300 (registered trademark) from Shrieve Chemical, Sunisco 3GS from Witco, and Calumet R015 from Calumet. Commercially available polyalkyl benzene lubricants include Zerol 150 (registered trademark). Commercially available esters include neopentyl glycol dipelargonate which is available as Emery 2917 (registered trademark) and Hatcol 2370 (registered trademark). Commercially available PAGs include Motorcraft PAG Refrigerant Compressor Oil, available from Ford, with similar products being available from

Dow. Commercially available PAOs include CP-4600 from CPI Engineering. Commercially available PVEs are available from Idemitsu Kosan. Commercially available PAG esters are available from Chrysler. Other useful esters include phosphate esters, dibasic acid esters, and fluoroesters.

For refrigeration systems using or designed to use HFCs, it is generally preferred to use as lubricants PAGs, PAG esters, PVEs, and POEs, particularly for systems comprising compression refrigeration, air-conditioning (especially for automotive air conditioning) and heat pumps. For refrigeration systems using or designed to use CFCs or HCFCs, it is generally preferred to use as lubricants mineral oil or PAB. In certain preferred embodiments, the lubricants of this invention are organic compounds which are comprised of carbon, hydrogen and oxygen with a ratio of oxygen to carbon and are included to provide, in combination with the amounts used, effective solubility and/or miscibility with the refrigerant to ensure sufficient return of the lubricant to the compressor. This solubility or miscibility preferably exists at least one temperature from about -30°C and 70°C.

PAGs and PAG esters are highly preferred in certain embodiments because they are currently in use in particular applications such as original equipment mobile air-conditioning systems. Polyol esters are highly preferred in other certain embodiments because they are currently in use in particular non-mobile applications such as residential, commercial, and industrial air conditioning and refrigeration. Of course, different mixtures of different types of lubricants may be used.

Uses of the Compositions

The present compositions have utility in a wide range of applications. For example, one embodiment of the present invention relates to heat transfer compositions, such as refrigerant compositions, comprising the present azeotrope-like compositions.

The heat transfer compositions of the present invention are generally adaptable for use in heat transfer applications, that is, as a heating and/or cooling

medium. Although it is contemplated that the compositions of the present invention may include the present azeotrope-like composition in combination with one or more other compounds or combinations of compounds in widely ranging amounts, it is generally preferred that heat transfer compositions of the present invention, including refrigerant compositions, consist essentially of, and in some embodiments consist of the present azeotrope-like compositions.

The heat transfer compositions of the present invention may be used in any of a wide variety of refrigeration systems including air-conditioning (including both stationary and mobile air conditioning systems), refrigeration, heat-pump systems, and the like. In certain preferred embodiments, the compositions of the present invention are used in refrigeration systems originally designed for use with an HFC refrigerant, such as, for example, HFC-134a, or an HCFC refrigerant, such as, for example, HCFC-22. The preferred compositions of the present invention tend to exhibit many of the desirable characteristics of HFC-134a and other commonly used HFC refrigerants, including a GWP that is as low, or lower than that of conventional HFC refrigerants and a capacity that is substantially similar to or substantially matches, and preferably is as high as or higher than such refrigerants. In addition, the relatively constant boiling nature of the compositions of the present invention makes them even more desirable than certain conventional HFCs for use as refrigerants in many applications. Heat transfer compositions of the present invention are particularly preferred as replacements for HFC-32, HFC-125, HFC-134a, HFC-143a, HFC-152a, HFC-22, R-12 and R-500. The present compositions are also believed to be suitable as replacements for the above noted compositions in other applications, such as aerosols, blowing agents and the like.

In certain other preferred embodiments, the present compositions are used in heat transfer systems in general, and refrigeration systems in particular, originally designed for use with a CFC-refrigerant. Preferred refrigeration compositions of the present invention may be used in refrigeration systems containing a lubricant used conventionally with CFC-refrigerants, such as mineral

oils, polyalkylbenzene, polyalkylene glycols, and the like, or may be used with other lubricants traditionally used with HFC refrigerants. As used herein the term "refrigeration system" refers generally to any system or apparatus, or any part or portion of such a system or apparatus, which employs a refrigerant to provide cooling. Such refrigeration systems include, for example, air conditioners, electric refrigerators, chillers (including chillers using centrifugal compressors), transport refrigeration systems, commercial refrigeration systems and the like.

Many existing refrigeration systems are currently adapted for use in connection with existing refrigerants, and the compositions of the present invention are believed to be adaptable for use in many of such systems, either with or without system modification. In many applications the compositions of the present invention may provide an advantage as a replacement in smaller systems, which are currently based on certain refrigerants, for example those requiring a small refrigerating capacity and thereby dictating a need for relatively small compressor displacements. Furthermore, in embodiments where it is desired to use a lower capacity refrigerant composition of the present invention, for reasons of efficiency for example, to replace a refrigerant of higher capacity, such embodiments of the present compositions provide a potential advantage. Thus, it is preferred in certain embodiments to use compositions of the present invention, particularly compositions comprising a substantial proportion of, and in some embodiments consisting essentially of the present azeotrope-like compositions, as a replacement for existing refrigerants, such as: HFC-134a; HCFC-12; HCFC-22; HFC-152a; combinations of pentafluoroethane (HFC-125), trifluoroethane (HFC-143a) and tetrafluoroethane (HFC-134a) (the combination HFC-125:HFC-143a:HFC-134a in approximate 44:52:4 weight ratio is referred to as R-404A); combinations of HFC-32, HFC-125 and HFC-134a (the combination HFC-32:HFC-125:HFC-134a in approximate 23:25:52 weight ratio is referred to as R-407C); combinations of methylene fluoride (HFC-32) and pentafluoroethane (HFC-125) (the combination HFC-32:HFC-125 in approximate 50:50 weight ratio is referred to as R-410A); the combination of CFC-12 and 1,1-difluoroethane (HFC-152a) (the combination CFC-12:HFC-152a in a 73.8:26.2 weight ratio is

referred to R-500); and combinations of HFC-125 and HFC-143a (the combination HFC-125:HFC143a in approximate 50:50 weight ratio is referred to as R-507A). In certain embodiments it may also be beneficial to use the present compositions in connection with the replacement of refrigerants formed from the combination HFC-32:HFC-125:HFC134a in approximate 20:40:40 weight ratio, which is referred to as R-407A, or in approximate 15:15:70 weight ratio, which is referred to as R-407D. The present compositions are also believed to be suitable as replacements for the above noted compositions in other applications, such as aerosols, blowing agents and the like.

In certain applications, the refrigerants of the present invention potentially permit the beneficial use of larger displacement compressors, thereby resulting in better energy efficiency than other refrigerants, such as HFC-134a. Therefore the refrigerant compositions of the present invention provide the possibility of achieving a competitive advantage on an energy basis for refrigerant replacement applications.

It is contemplated that the compositions of the present also have advantage (either in original systems or when used as a replacement for refrigerants such as CFC-12, HCFC-22, HFC-134a, HFC-152A, R-500 and R-507A), in chillers typically used in connection with commercial air conditioning and refrigeration systems. In certain of such embodiments it is preferred to including in the present compositions from about 0.5 to about 30%, and in certain cases more preferably from about 0.5 to about 15%, and in certain cases even more preferably from about 0.5 to about 5% on a weight basis of a supplemental flammability suppressant. In this regard it is noted that CF_3I and HFO-1234 component of the present compositions may in certain embodiments act as flammability suppressants with respect to other components in the composition. For example, CF_3I is believed to function to suppress the flammability of HFO-1234yf. In cases where other components more flammable than HFO-1234yf are included in the composition, HFO1234-yf and CF_3I may each function to suppress the flammability of such other component. Thus, components other than HFO1234-yf and CF_3I which have flammability suppressant functionality in the composition

will sometimes be referred to herein as a supplemental flammability suppressant. Likewise, applicants have come to appreciate that the CF₃I component of the present compositions may in certain embodiments act as lubricant, and therefore components other than CF₃I which have lubrication functionality will sometime be referred to herein as a supplemental lubricants.

The present methods, systems and compositions are thus adaptable for use in connection with automotive air conditioning systems and devices, commercial refrigeration systems and devices, chillers, including systems which utilize centrifugal compressors, residential refrigerator and freezers, general air conditioning systems, heat pumps, and the like.

As mentioned above, the compositions of the present invention may include other components for the purpose of enhancing or providing certain functionality to the composition, or in some cases to reduce the cost of the composition. For example, refrigerant compositions according to the present invention, especially those used in vapor compression systems, include a supplemental lubricant, generally in amounts of from about 5 to about 50 percent by weight of the composition. Furthermore, the present compositions may also include a compatibilizer, such as propane, for the purpose of aiding compatibility and/or solubility of the lubricant. Such compatibilizers, including propane, butanes and pentanes, are preferably present in amounts of from about 0.5 to about 5 percent by weight of the composition. Combinations of surfactants and solubilizing agents may also be added to the present compositions to aid oil solubility, as disclosed by U.S. Patent No. 6,516,837, the disclosure of which is incorporated by reference.

In certain embodiments, co-refrigerants, including for example HFCs, HCFCs and CFCs may be included in the heat transfer compositions of the present invention, including one or more of the following compounds, including any and all isomers thereof:

Trichlorofluoromethane (CFC-11)

Dichlorodifluoromethane (CFC-12)

Difluoromethane (HFC-32)

Pentafluoroethane (HFC-125)
1,1,2,2-tetrafluoroethane (HFC-134)
1,1,1,2-Tetrafluoroethane (HFC-134a)
Difluoroethane (HFC-152a)
1,1,1,2,3,3,3-Heptafluoropropane (HFC-227ea)
1,1,1,3,3,3-hexafluoropropane (HFC-236fa)
1,1,1,3,3-pentafluoropropane (HFC-245fa)
1,1,1,3,3-pentafluorobutane (HFC-365mfc)
water
CO₂

The relative amount of any of the above noted components, as well as any additional components which may be included in present compositions, may be incorporated into the present composition in amounts depending on the particular application for the composition, and all such relative amounts are considered to be within the scope hereof, provided preferably that such components do not negate the azeotrope-like nature of the HFO-1234 and CF₃I described herein.

Any of a wide range of methods for introducing the present heat transfer compositions to a refrigeration or heating system can be used in the present invention. For example, one method comprises attaching a refrigerant container to the low-pressure side of a refrigeration system and turning on the refrigeration system compressor to pull the refrigerant into the system. In such embodiments, the refrigerant container may be placed on a scale such that the amount of refrigerant composition entering the system can be monitored. When a desired amount of refrigerant composition has been introduced into the system, charging is stopped. Alternatively, a wide range of charging tools, known to those of skill in the art, is commercially available. Accordingly, in light of the above disclosure, those of skill in the art will be readily able to introduce the refrigerant compositions of the present invention into refrigeration systems according to the present invention without undue experimentation.

According to certain other embodiments, the present invention provides refrigeration systems comprising a refrigerant of the present invention and

methods of producing heating or cooling by sensible heat transfer and/or by condensing and/or evaporating a composition of the present invention. In certain preferred embodiments, the methods for cooling, including cooling of other fluid either directly or indirectly or a body directly or indirectly, comprise condensing a refrigerant composition comprising an azeotrope-like composition of the present invention and thereafter evaporating said refrigerant composition in the vicinity of the fluid or body to be cooled. As used herein, the term "body" is intended to refer not only to inanimate objects but also to living tissue, including animal tissue in general and human tissue in particular. For example, certain aspects of the present invention involve application of the present composition to human tissue for one or more therapeutic purposes, such as a pain killing technique, as a preparatory anesthetic, or as part of a therapy involving reducing the temperature of the body being treated. In certain embodiments, the application to the body comprises providing the present compositions in liquid form under pressure, preferably in a pressurized container having a one-way discharge valve and/or nozzle, and releasing the liquid from the pressurized container by spraying or otherwise applying the composition to the body. As the liquid evaporates from the surface being sprayed, the surface cools.

Certain preferred methods for heating a fluid or body comprise condensing a refrigerant composition comprising an azeotrope-like composition of the present invention in the vicinity of the fluid or body to be heated and thereafter evaporating said refrigerant composition. In light of the disclosure herein, those of skill in the art will be readily able to heat and cool articles according to the present inventions without undue experimentation.

In another embodiment, the azeotrope-like compositions of this invention may be used as propellants in sprayable compositions, either alone or in combination with known propellants. The propellant composition comprises, more preferably consists essentially of, and, even more preferably, consists of the azeotrope-like compositions of the invention. The active ingredient to be sprayed together with inert ingredients, solvents, and other materials may also be present in the sprayable mixture. Preferably, the sprayable composition is an aerosol.

Suitable active materials to be sprayed include, without limitation, cosmetic materials such as deodorants, perfumes, hair sprays, cleaning solvents, and lubricants, as well as medicinal materials such as anti-asthma and other medications. The term medicinal materials is used herein in its broadest sense to include any and all materials which are, or at least are believed to be, effective in connection with therapeutic, diagnostic, pain relief, and similar treatments, and as such would include for example drugs and biologically active substances.

Yet another embodiment of the present invention relates to a blowing agent comprising one or more azeotrope-like compositions of the invention. In general, the blowing agent may include the azeotrope-like compositions of the present invention in widely ranging amounts. It is generally preferred, however, that the blowing agents comprise the present azeotrope-like compositions in amounts at least about 5 % by weight, and even more preferably at least about 15 % by weight, of the blowing agent. In certain preferred embodiments, the blowing agent comprises at least about 50% by weight of the present compositions, and in certain embodiments the blowing agent consists essentially of or consists of the present azeotrope - like compositions. In certain preferred embodiments, the blowing agent includes, in addition to the present compositions, one or more of co-blowing agents, fillers, vapor pressure modifiers, flame suppressants, stabilizers and like adjuvants.

In other embodiments, the invention provides foamable compositions. The foamable compositions of the present invention generally include one or more components capable of forming foam having a generally cellular structure and a blowing agent in accordance with the present invention. In certain embodiments, the one or more components comprise a thermosetting composition capable of forming foam and/or foamable compositions. Examples of thermosetting compositions include polyurethane and polyisocyanurate foam compositions, and also phenolic foam compositions. In such thermosetting foam embodiments, one or more of the present compositions are included as or part of a blowing agent in a foamable composition, or as a part of a two or more part foamable composition, which preferably includes one or more of the components

capable of reacting and/or foaming under the proper conditions to form a foam or cellular structure. In certain other embodiments, the one or more components comprise thermoplastic materials, particularly thermoplastic polymers and/or resins. Examples of thermoplastic foam components include polyolefins, such as polystyrene (PS), polyethylene (PE), polypropylene (PP) and polyethyleneterephthalate (PET), and foams formed therefrom, preferably low-density foams. In certain embodiments, the thermoplastic foamable composition is an extrudable composition.

It will be appreciated by those skilled in the art, especially in view of the disclosure contained herein, that the order and manner in which the blowing agent of the present invention is formed and/or added to the foamable composition does not generally affect the operability of the present invention. For example, in the case of extrudable foams, it is possible that the various components of the blowing agent, and even the components of the present composition, be not mixed in advance of introduction to the extrusion equipment, or even that the components are not added to the same location in the extrusion equipment. Thus, in certain embodiments it may be desired to introduce one or more components of the blowing agent at first location in the extruder, which is upstream of the place of addition of one or more other components of the blowing agent, with the expectation that the components will come together in the extruder and/or operate more effectively in this manner. Nevertheless, in certain embodiments, two or more components of the blowing agent are combined in advance and introduced together into the foamable composition, either directly or as part of premix which is then further added to other parts of the foamable composition.

The invention also relates to foam, and preferably closed cell foam, prepared from a polymer foam formulation containing a composition of the invention, preferably as part of blowing agent.

In certain preferred embodiments, dispersing agents, cell stabilizers, surfactants and other additives may also be incorporated into the blowing agent compositions of the present invention. Surfactants are optionally but preferably added to serve as cell stabilizers. Some representative materials are sold under the

names of DC-193, B-8404, and L-5340 which are, generally, polysiloxane polyoxyalkylene block co-polymers such as those disclosed in U.S. Patent Nos. 2,834,748, 2,917,480, and 2,846,458, each of which is incorporated herein by reference. Other optional additives for the blowing agent mixture may include flame retardants or suppressants such as tri(2-chloroethyl)phosphate, tri(2-chloropropyl)phosphate, tri(2,3-dibromopropyl)-phosphate, tri(1,3-dichloropropyl) phosphate, diammonium phosphate, various halogenated aromatic compounds, antimony oxide, aluminum trihydrate, polyvinyl chloride, and the like.

Any of the methods well known in the art, such as those described in "Polyurethanes Chemistry and Technology," Volumes I and II, Saunders and Frisch, 1962, John Wiley and Sons, New York, NY, which is incorporated herein by reference, may be used or adapted for use in accordance with the foam embodiments of the present invention.

Other uses of the present azeotrope-like compositions include use as solvents, cleaning agents, and the like. Those of skill in the art will be readily able to adapt the present compositions for use in such applications without undue experimentation.

EXAMPLES

The invention is further illustrated in the following example which is intended to be illustrative, but not limiting in any manner.

Example 1

An ebulliometer consisting of vacuum jacketed tube with a condenser on top which is further equipped with a Quartz Thermometer K96S4771 is used. About 18 g HFO-1234yf is charged to the ebulliometer and then CF₃I is added in small, measured increments. Temperature depression is observed when CF₃I is added to HFO-1234yf, indicating a binary minimum boiling azeotrope is formed. From greater than about 0 to about 75 weight percent CF₃I, the boiling point of the composition changed by about 2°C or less. The binary mixtures shown in

Table 1 were studied and the boiling point of the compositions changed by about 2°C or less. The compositions exhibit azeotrope and/or azeotrope-like properties over this range.

Table 1HFO-1234yf/CF₃I compositions at 14.26 psia

Wt.% HFO-1234yf	Wt.% CF ₃ I	Temperature (°C)
100.00	0.00	-28.456
98.45	1.55	-29.143
91.91	8.09	-29.781
82.63	17.37	-29.948
71.73	28.27	-30.112
63.67	36.33	-30.220
56.94	43.06	-30.367
50.77	49.23	-30.112
45.69	54.31	-29.879
42.02	57.98	-29.693
36.78	63.22	-29.339
34.00	66.00	-29.074
31.46	68.54	-28.721
29.17	70.83	-28.505
26.53	73.47	-27.966
25.26	74.74	-27.720

Example 2

The coefficient of performance (COP) is a universally accepted measure of refrigerant performance, especially useful in representing the relative thermodynamic efficiency of a refrigerant in a specific heating or cooling cycle involving evaporation or condensation of the refrigerant. In refrigeration engineering, this term expresses the ratio of useful refrigeration to the energy applied by the compressor in compressing the vapor. The capacity of a refrigerant represents the amount of cooling or heating it provides and provides some measure of the capability of a compressor to pump quantities of heat for a given volumetric flow rate of refrigerant. In other words, given a specific compressor, a refrigerant with a higher capacity will deliver more cooling or heating power. One means for estimating COP of a refrigerant at specific operating conditions is from the thermodynamic properties of the refrigerant using standard refrigeration cycle analysis techniques (see for example, R.C. Downing, FLUOROCARBON REFRIGERANTS HANDBOOK, Chapter 3, Prentice-Hall, 1988).

A refrigeration /air conditioning cycle system is provided with a specified condenser temperature (CT) and evaporator temperature (ET) under nominally isentropic compression with a specified compressor inlet temperature. COP is determined for a composition of the present invention comprising 75% by weight of HFO-1234yf and 25% by weight of CF₃I over a series of condenser and evaporator temperatures as reported in Table 2 below, based upon HFC-134a having a COP value of 1.00, a capacity value of 1.00 and a discharge temperature of 175°F.

This example illustrates the excellent performance of the present compositions as replacements for HFC-134a in four categories of refrigerant systems. The first system is one have an evaporator temperature (ET) of about 20°F and condenser temperature (CT) of about 130°F (Example 2A). For the purposes of convenience, such heat transfer systems, that is, systems having an ET of from about 0°F to about 35°F and a CT of from about 80°F to about 130°F, are referred to herein as “medium temperature” systems. The second system is one have an ET of about -10°F and a CT of about 110°F (Example 2B). For the purposes of convenience, such heat transfer systems, that is, systems having an evaporator temperature of from about -20°F to about 20°F and a CT of from about 80°F to about 130°F, are referred to herein as “refrig/freezer” systems. The third system is one have an ET of about 35°F and a CT of about 150°F (Example 2C). For the purposes of convenience, such heat transfer systems, that is, systems having an evaporator temperature of from about 30°F to about 60°F and a CT of from about 90°F to about 200°F, are referred to herein as “automotive AC” systems. The fourth system is one have an ET of about 40°F and a CT of about 95°F (Example 2D). For the purposes of convenience, such heat transfer systems, that is, systems having an evaporator temperature of from about 35°F to about 50°F and a CT of from about 80°F to about 120°F, are referred to herein as “chiller” AC systems. The operation of each of such systems using R-134a and a composition of the present invention comprising 75% by weight of HFO-1234yf and 25% by weight of CF₃I is reported in Tables 2A - D below:

TABLE 2

TABLE 2A - Medium Temp Conditions 20F ET and 130F CT

		R-134a	HFO-1234yf/CF ₃ I
Performance Property	Units		
Capacity*	Btu/hr	2541	2519
Rel to R-134a	%		99.1%
COP	-	2.31	2.27
Rel to R-134a	%		98.3%
Discharge Press.	Psig	198.7	190.3
Rel to R-134a	%		95.8%
Suction Press.	Psig	18.4	22.5
Rel to R-134a	%		122.3%
Mass Flow	lb/hr	0.673	0.958
Rel to R-134a	%		142.3%

*Capacity per CFM of compressor displacement (Volumetric Capacity)

TABLE 2B – Refrig/Freezer Temp Conditions -10F ET and 110F CT

		R-134a	HFO-1234yf/CF ₃ I
Performance Property	Units		
Capacity*	Btu/hr	1234	1293
Rel to R-134a	%		104.8%
COP	-	1.77	1.71
Rel to R-134a	%		96.6%
Discharge Press.	psig	146.4	145.4
Rel to R-134a	%		99.3%
Suction Press.	psig	1.9	6.0
Rel to R-134a	%		315.8%
Mass Flow	lb/hr	0.342	0.427
Rel to R-134a	%		124.9%

* Capacity per CFM of compressor displacement (Volumetric Capacity)

TABLE 2C – Auto AC Temp Conditions 35°F ET and 150°F CT

		R-134a	HFO-1234yf/CF ₃ I
Performance Property	Units		
Capacity*	Btu/hr	2754	2612
Rel to R-134a	%		94.8%
COP	-	1.91	1.84
Rel to R-134a	%		96.3%
Discharge Press.	psig	262.9	247.3
Rel to R-134a	%		94.1%
Suction Press.	psig	30.4	34.5
Rel to R-134a	%		113.5%
Mass Flow	lb/hr	0.891	1.235
Rel to R-134a	%		138.6%

* Capacity per CFM of compressor displacement (Volumetric Capacity)

TABLE 2D – Chiller Temp Conditions 45°F ET and 95°F CT

		HFO-1234yf/CF ₃ I
Performance Property	Units	
Capacity*		
Rel to R-134a	%	90-110
COP	-	
Rel to R-134a	%	90-110
Discharge Press.		
Rel to R-134a	%	90-110
Suction Press.		
Rel to R-134a	%	90-120
Mass Flow		
Rel to R-134a	%	90-150

* Capacity per CFM of compressor displacement (Volumetric Capacity)

As can be seen from the Tables above, many of the important refrigeration system performance parameters are relatively close to the parameters for R-134a. Since many existing refrigeration systems have been designed for R-134a, or for other refrigerants with properties similar to R-134a, those skilled in the art will

appreciate the substantial advantage of a low GWP and/or a low ozone depleting refrigerant that can be used as replacement for R-134a or like refrigerants with relatively minimal modifications to the system. It is contemplated that in certain embodiments the present invention provides retrofitting methods which comprise replacing the refrigerant in an existing system with a composition of the present invention, without substantial modification of the system. In certain preferred embodiments the replacement step is a drop-in replacement in the sense that no substantial redesign of the system is required and no major item of equipment needs to be replaced in order to accommodate the refrigerant of the present invention. In certain preferred embodiments, the methods comprise a drop-in replacement in which the capacity of the system is at least about 70%, preferably at least about 85%, and even more preferably at least about 90% of the system capacity prior to replacement. In certain preferred embodiments, the methods comprise a drop-in replacement in which the suction pressure and/or the discharge pressure of the system, and even more preferably both, is/are at least about 70%, more preferably at least about 90% and even more preferably at least about 95% of the system capacity prior to replacement. In certain preferred embodiments, the methods comprise a drop-in replacement in which the mass flow of the system is at least about 80%, and even more preferably at least 90% of the system capacity prior to replacement.

CLAIMS

What is claimed is:

1. An azeotrope-like composition comprising effective amounts of HFO-1234yf and CF₃I.
2. The azeotrope-like composition of claim 1 which consists essentially of from about 25 to less than 100 weight percent HFO-1234yf and from greater than zero to about 75 weight percent of CF₃I.
3. The azeotrope-like composition of claim 1 which consists essentially of from about 30 to about 85 weight percent HFO-1234yf and from about 15 to about 70 weight percent of CF₃I.
4. The azeotrope-like composition of claim 1 which consists essentially of from about 35 to about 70 weight percent HFO-1234yf and from about 30 to about 65 weight percent of CF₃I.
5. The azeotrope-like composition of claim 1 which consists essentially of from about 45 to about 70 weight percent HFO-1234yf and from about 30 to about 55 weight percent of CF₃I.
6. The azeotrope-like composition of claim 1 which consists essentially of from about 50 to about 60 weight percent HFO-1234yf and from about 40 to about 50 weight percent of CF₃I.
7. The azeotrope-like composition of claim 1 having a boiling point of from about -28°C to about -31°C at a pressure of about 14.26 psia.
8. The azeotrope-like composition of claim 1 having a boiling point of from about -29°C to about -31°C at a pressure of about 14.26 psia.

9. The azeotrope-like composition of claim 1 having a boiling point of from about -30°C to about -31°C at a pressure of about 14.26 psia.
10. A composition comprising the composition of claim 1 and at least one adjuvant selected from the group consisting of supplemental lubricants, compatibilizers, surfactants, supplemental flame suppressants, solubilizing agents, dispersing agents, cell stabilizers, cosmetics, polishing agents, medicaments, cleaners, fire retarding agents, colorants, chemical sterilants, stabilizers, polyols, polyol premix components and combinations of two or more of these.
11. A heat transfer composition comprising the composition of claim 10 and wherein said adjuvant comprises at least one lubricant.
12. The heat transfer composition of claim 11 wherein said supplemental lubricant is selected from the group consisting of mineral oil, silicone oil, polyalkyl benzenes (PABs), polyol esters (POEs), polyalkylene glycols (PAGs), polyalkylene glycol esters (PAG esters), polyvinyl ethers (PVEs), poly(alpha-olefins) (PAOs), and combinations of these.
13. The heat transfer composition of claim 12 wherein said adjuvant further includes at least one compatibilizer.
14. The heat transfer composition of claim 13 comprising from about 0.5 to about 5 percent by weight of said at least one compatibilizer.
15. The heat transfer composition of claim 12 wherein said supplemental lubricant(s) together are present in an amount of from about 5 to about 50 percent by weight of the heat transfer composition.

16. The heat transfer composition of claim 11 comprising one or more supplemental flame suppressants.
17. The heat transfer composition of claim 16 wherein said one or more flame suppressant(s) together are present in an amount of from about 0.5 % to about 30% by weight of the heat transfer composition.
18. A heat transfer composition comprising an azeotrope-like composition of claim 1.
19. A heat transfer composition comprising at least about 50% by weight of an azeotrope-like composition of claim 1.
20. A refrigerant comprising the heat transfer composition of claim 18.
21. A refrigeration system comprising a heat transfer composition of claim 20.
22. A refrigeration system of claim 21 selected from group consisting of automotive air conditioning systems, residential air conditioning systems, commercial air conditioning systems, residential refrigerator systems, residential freezer systems, commercial refrigerator systems, commercial freezer systems, chiller air conditioning systems, chiller refrigeration systems, heat pump systems, and combinations of two or more of these.
23. A blowing agent comprising an azeotrope-like composition of claim 1.
24. A blowing agent comprising at least about 5% by weight of the azeotrope-like composition of claim 1.

25. A foamable composition comprising one or more components capable of forming foam and the azeotrope-like composition of claim 1.
26. The foamable composition of claim 25 wherein said one or more components capable of forming foam comprise one or more components capable of forming foam selected from the group consisting of thermoplastic foams, polystyrene foams, polyethylene foams, low density polyethylene foams, extruded thermoplastic foams, polyurethane foams, and polyisocyanurate foams.
27. The foamable composition of claim 26 further comprising at least one additive selected from the group consisting of dispersing agents, cell stabilizers, surfactants, flame retardants and combinations of two or more of these.
28. A foam formed from the foamable composition of claim 27.
29. A closed cell foam comprising the foam of claim 28.
30. A method of replacing an existing refrigerant contained in a refrigerant system comprising removing at least a portion of said existing refrigerant from said system and replacing at least a portion of said existing refrigerant by introducing into said system a refrigerant composition comprising the azeotrope-like composition of claim 1.
31. The method of claim 30 wherein said existing refrigerant is selected from the group consisting of HFC-134a, R-12, HFC-143a, HFC-125, HFC-32, R-500, HFC-152a, and HFC-22 and combinations of these.

32. The method of claim 30 wherein said existing refrigerant is selected from the group consisting of HFC-134a, HFC-143a, HFC-125, HFC-32 and combinations of these.
33. The method of claim 30 wherein said existing refrigerant is selected from the group consisting of HFC-143a, HFC-125, HFC-32 and combinations of these.
34. The method of claim 30 wherein said existing refrigerant system comprises at least a first compressor having a first displacement and further comprising the step of removing said first compressor from the system and inserting in said system at least a second compressor having a larger displacement than said first compressor.
35. The method of claim 30 wherein said existing refrigerant system is selected from the group consisting of automotive air conditioning systems, residential air conditioning systems, commercial air conditioning systems, residential refrigerator systems, residential freezer systems, commercial refrigerator systems, commercial freezer systems, chiller air conditioning systems, chiller refrigeration systems, heat pump systems, and combinations of two or more of these.
36. The method of claim 30 wherein the capacity of the system after said replacement step is at least about at least about 90% of the system capacity prior to said removal step.
37. The method of claim 30 wherein the mass flow of the system after said replacement step is at least about at least about 90% of the mass flow of the system prior to said removal step.

38. The method of claim 30 wherein said refrigerant in accordance with claim 10 has a Global Warming Potential (GWP) of not greater than about 1000.
39. A sprayable composition comprising a material to be sprayed and a propellant comprising an azeotrope-like composition of claim 1.
40. The sprayable composition of claim 39 in the form of an aerosol.
41. The sprayable composition of claim 40 wherein said material to be sprayed is selected from the group consisting of cosmetics, cleaning solvent, lubricants and medicinal materials.
42. The sprayable composition of claim 41 comprising a medicinal material and wherein said medicinal material is a drug or a biologically active material.
43. A method of sterilizing an article comprising contacting said article with a composition comprising the composition of claim 1.
44. A method for cooling an article which comprises condensing a composition of claim 10 and thereafter evaporating said composition in the vicinity of the article to be cooled.
45. A method for heating an article which comprises condensing a composition of claim 10 in the vicinity of the article to be heated and thereafter evaporating said refrigerant composition.
46. The composition of claim 1 further comprising an effective stabilizing amount of stabilizer.

47. The composition of claim 46 wherein said stabilizer is selected from the group consisting of diene-based compounds, phosphates, phenol compounds and epoxides, and combinations of two or more thereof.
48. The composition of claim 47 wherein said stabilizer is present in an amount of from about 0.001 to about 10 percent by weight based on the total weight of stabilizer and iodocarbon in the composition.

INTERNATIONAL SEARCH REPORT

International Application No
PCT/US2005/013185

A. CLASSIFICATION OF SUBJECT MATTER

IPC 7 C09K5/04 C08J9/00 C09K3/30

According to International Patent Classification (IPC) or to both national classification and IPC

B. FIELDS SEARCHED

Minimum documentation searched (classification system followed by classification symbols)

IPC 7 C09K C08J

Documentation searched other than minimum documentation to the extent that such documents are included in the fields searched

Electronic data base consulted during the international search (name of data base and, where practical, search terms used)

EPO-Internal, PAJ, WPI Data

C. DOCUMENTS CONSIDERED TO BE RELEVANT

Category *	Citation of document, with indication, where appropriate, of the relevant passages	Relevant to claim No.
P,X	US 2004/256594 A1 (SINGH RAJIV R ET AL) 23 December 2004 (2004-12-23) * the whole document, particularly paragraph 0052 *	1-48
A	WO 99/48993 A (IKON CORPORATION) 30 September 1999 (1999-09-30) the whole document	1-48
A	PATENT ABSTRACTS OF JAPAN vol. 2000, no. 09, 13 October 2000 (2000-10-13) & JP 2000 178543 A (DAIKIN IND LTD), 27 June 2000 (2000-06-27) abstract	1-48
	----- -/--	

☒ Further documents are listed in the continuation of box C.

☒ Patent family members are listed in annex.

* Special categories of cited documents :

- "A" document defining the general state of the art which is not considered to be of particular relevance
- "E" earlier document but published on or after the international filing date
- "L" document which may throw doubts on priority claim(s) or which is cited to establish the publication date of another citation or other special reason (as specified)
- "O" document referring to an oral disclosure, use, exhibition or other means
- "P" document published prior to the international filing date but later than the priority date claimed

- "T" later document published after the international filing date or priority date and not in conflict with the application but cited to understand the principle or theory underlying the invention
- "X" document of particular relevance; the claimed invention cannot be considered novel or cannot be considered to involve an inventive step when the document is taken alone
- "Y" document of particular relevance; the claimed invention cannot be considered to involve an inventive step when the document is combined with one or more other such documents, such combination being obvious to a person skilled in the art.
- "&" document member of the same patent family

Date of the actual completion of the international search

14 July 2005

Date of mailing of the international search report

27/07/2005

Name and mailing address of the ISA

European Patent Office, P.B. 5818 Patentlaan 2
NL - 2280 HV Rijswijk
Tel. (+31-70) 340-2040, Tx. 31 651 epo nl,
Fax: (+31-70) 340-3016

Authorized officer

Nemes, C

INTERNATIONAL SEARCH REPORT

International Application No
PCT/US2005/013185

C.(Continuation) DOCUMENTS CONSIDERED TO BE RELEVANT

Category *	Citation of document, with indication, where appropriate, of the relevant passages	Relevant to claim No.
A	WO 00/39242 A (STAR REFRIGERATION LIMITED; PEARSON, STEPHEN, FORBES) 6 July 2000 (2000-07-06) the whole document -----	1-48
A	PATENT ABSTRACTS OF JAPAN vol. 1997, no. 02, 28 February 1997 (1997-02-28) & JP 08 277389 A (MATSUSHITA ELECTRIC IND CO LTD), 22 October 1996 (1996-10-22) abstract -----	1-48

INTERNATIONAL SEARCH REPORT

Information on patent family members

International Application No

PCT/US2005/013185

Patent document cited in search report	Publication date	Patent family member(s)	Publication date
US 2004256594 A1	23-12-2004	US 2004119047 A1	24-06-2004
		US 2004089839 A1	13-05-2004
		US 2005090698 A1	28-04-2005
		WO 2005042663 A1	12-05-2005
		WO 2005042451 A2	12-05-2005
		AU 2003284352 A1	13-05-2004
		AU 2003286685 A1	13-05-2004
		WO 2004037752 A2	06-05-2004
		WO 2004037913 A2	06-05-2004
		US 2004127383 A1	01-07-2004
WO 9948993 A	30-09-1999	US 6270689 B1	07-08-2001
		AU 3360499 A	18-10-1999
		WO 9948993 A1	30-09-1999
JP 2000178543 A	27-06-2000	NONE	
WO 0039242 A	06-07-2000	AT 260327 T	15-03-2004
		AU 1874700 A	31-07-2000
		DE 69915126 D1	01-04-2004
		EP 1147160 A1	24-10-2001
		WO 0039242 A1	06-07-2000
		JP 2002533561 T	08-10-2002
JP 08277389 A	22-10-1996	NONE	