



INTERNATIONAL APPLICATION PUBLISHED UNDER THE PATENT COOPERATION TREATY (PCT)

(51) International Patent Classification⁶ : C08L 51/06, 53/02, B32B 27/32, F25D 23/06	A1	(11) International Publication Number: WO 96/20977 (43) International Publication Date: 11 July 1996 (11.07.96)
(21) International Application Number: PCT/EP95/05023 (22) International Filing Date: 19 December 1995 (19.12.95) (30) Priority Data: 08/366,711 30 December 1994 (30.12.94) US (71) Applicants: BASF CORPORATION [US/US]; 3000 Continental Drive-North, Mount Olive, NJ 07828-1234 (US). BASF AKTIENGESELLSCHAFT [DE/DE]; D-67056 Ludwigshafen (DE). (72) Inventor: SHU, Hrong-Roang; 40610 Coachwood Circle, Northville, MI 48167 (US). (74) Agents: BERNHARDT, Wolfgang et al.; BASF Aktiengesellschaft, D-67056 Ludwigshafen (DE).	(81) Designated States: AU, BG, BR, BY, CA, CN, CZ, FI, HU, JP, KR, KZ, MX, NO, NZ, PL, RO, RU, SG, SK, UA, European patent (AT, BE, CH, DE, DK, ES, FR, GB, GR, IE, IT, LU, MC, NL, PT, SE). Published <i>With international search report.</i> <i>Before the expiration of the time limit for amending the claims and to be republished in the event of the receipt of amendments.</i>	
(54) Title: BARRIER LAYER FOR USE IN REFRIGERATOR CABINETS		
(57) Abstract		
<p>Disclosed herein is a composition for barrier layers for use in insulative cabinet wall structures, particularly those used in appliances such as refrigerators and dishwashers. The compositions of the barrier layer is resistant to the action of polyurethane foam blowing agents, and has (i) an effective amount of a modified polyolefin, which is most preferably, a polyethylene modified with a compound selected from the group consisting of maleic anhydride, maleic acid, maleic anhydride derivatives, maleic acid derivatives, and mixtures thereof; and (ii) an effective amount of a rubber. Optionally, and most preferably, the barrier layer composition may further contain (iii) an effective amount of a polyolefin selected from the group consisting of polyethylene, polypropylene, polybutylene, and copolymers thereof. The invention further provides thermoformable composites incorporating the above-described barrier layer as well as insulative cabinet wall structures incorporating the thermoformable composite. Finally, the invention further provides a method of making a thermoformable composite incorporating the barrier layer of the invention.</p>		

FOR THE PURPOSES OF INFORMATION ONLY

Codes used to identify States party to the PCT on the front pages of pamphlets publishing international applications under the PCT.

AM	Armenia	GB	United Kingdom	MW	Malawi
AT	Austria	GE	Georgia	MX	Mexico
AU	Australia	GN	Guinea	NE	Niger
BB	Barbados	GR	Greece	NL	Netherlands
BE	Belgium	HU	Hungary	NO	Norway
BF	Burkina Faso	IE	Ireland	NZ	New Zealand
BG	Bulgaria	IT	Italy	PL	Poland
BJ	Benin	JP	Japan	PT	Portugal
BR	Brazil	KE	Kenya	RO	Romania
BY	Belarus	KG	Kyrgyzstan	RU	Russian Federation
CA	Canada	KP	Democratic People's Republic of Korea	SD	Sudan
CF	Central African Republic	KR	Republic of Korea	SE	Sweden
CG	Congo	KZ	Kazakhstan	SG	Singapore
CH	Switzerland	LI	Liechtenstein	SI	Slovenia
CI	Côte d'Ivoire	LK	Sri Lanka	SK	Slovakia
CM	Cameroon	LR	Liberia	SN	Senegal
CN	China	LT	Lithuania	SZ	Swaziland
CS	Czechoslovakia	LU	Luxembourg	TD	Chad
CZ	Czech Republic	LV	Latvia	TG	Togo
DE	Germany	MC	Monaco	TJ	Tajikistan
DK	Denmark	MD	Republic of Moldova	TT	Trinidad and Tobago
EE	Estonia	MG	Madagascar	UA	Ukraine
ES	Spain	ML	Mali	UG	Uganda
FI	Finland	MN	Mongolia	US	United States of America
FR	France	MR	Mauritania	UZ	Uzbekistan
GA	Gabon			VN	Viet Nam

BARRIER LAYER FOR USE IN REFRIGERATOR CABINETS

The invention provides compositions which are resistant to the
5 action of polyurethane foam blowing agents, barrier layers com-
prised of said compositions, thermoformable composites incorpo-
rating said barrier layers, methods of making said thermoformable
composites, and insulative cabinet wall structures incorporating
10 said thermoformable composites, the structures being useful in
appliance constructions, particularly refrigerators and dishwash-
ers.

Typical refrigerator appliance cabinets consist of an outer metal
cabinet, an inner plastic liner typically made of ABS (acrylo-
15 nitrile-butadiene-styrene) or HIPS (high impact polystyrene), and
an insulating foam core, generally of polyurethane foam. Blowing
agents for the polyurethane foam are locked into the foam. Freon
or fluorotrichloromethane, a completely halogenated methane, is
presently employed commercially as the blowing agent. However,
20 increasing amounts of environmental regulations are urging, and
in some cases mandating, that substitutes for Freon be found. The
most promising proposed substitutes for Freon are halogenated hy-
drocarbons containing at least one hydrogen atom.

25 Polyurethane blowing agents, such as Freon and Freon substitutes
like 2-fluoro-2,2-dichloroethane and 2,2-dichloro-1,1,1-tri-
fluoroethane, can cause liner blistering, catastrophic cracks,
tiny cracks (crazing), and loss of impact properties (embrittle-
ment), as well as stress whitening and/or dissolution. These
30 Freon substitutes appear to be more chemically aggressive than
Freon in attacking the liner. It is commonly believed that blow-
ing agent attack of the liner occurs on cooling and condensation
of the blowing agent to liquid. Conditions favorable to such
cycles occur during shipping and storage. Shipping conditions can
35 be simulated during fabrication by cycling the appliance cabinet
from hot to cold to cause evaporation and condensation of the
blowing agent(s).

Prior art attempts to address this problem have involved the use
40 of barrier layers. A principal function of such layers is to im-
pede the attack of the blowing agents upon the inner plastic
liner. However, in addition to providing superior solvent
resistant with respect to polyurethane foam blowing agents, bar-
rier layer compositions must also exhibit certain processability
45 characteristics. In particular, compositions intended for use as

barrier layers in appliance cabinet construction must be extrudable, thermoformable and regrindable.

Extrudability, as used herein, is intended to indicate that the composition can be extruded, either simultaneously or subsequently, with the materials which comprise the inner plastic liner or liners to form a thermoplastic composite. Thus, the composition of the barrier layer must be adherable to the styrene based polymers commonly used to make the inner plastic liner. Illustrative examples of styrene based polymers are ABS, HIPS, and mixtures thereof. The ability to co-extrude the barrier layer with the one or more layers of the inner liner provide significant cost and efficiency advantages.

- 15 In addition, barrier layer compositions must be thermoformable. In particular, the barrier layer composition must not detract from the thermoformability of composite structures incorporating such barrier layers. If the resulting composites cannot be thermoformed into the required inner cabinet shape, appliance cabinet manufacturers lose significant cost and production advantages. Those skilled in the art will appreciate that thermoformability is thus a requisite for compositions intended for use as barrier layers in appliance cabinet construction.
- 25 Finally, the barrier layer composition must not negatively affect the regrindability or recyclability of the thermoformable composite. During the manufacturing of appliance cabinets, the thermoformed inner cabinets are typically trimmed of excess composite material. The resulting trim or scrap material is often incorporated into virgin inner liner material, ie., styrene based polymer(s). As a result, compatibility of the composition of the barrier layer with that of the inner liner materials is particularly important. The properties of the inner liner materials must not be negatively affected. Those skilled in the art will appreciate that the ability to recycle excess thermoformable composite material provides significant cost savings.

Thus, it would be highly desirable to provide a barrier-layer composition capable of exhibiting (a) superior solvent resistant to polyurethane foam blowing agents, (b) extrudability and adhesion with respect to inner liners and the manufacture of composite structures, (c) thermoformability once the barrier layer has been incorporated into a composite structure, and (d) regrindability with respect to the incorporation of scrap material in virgin liner material.

Although several attempts have been made by the prior art to address this problem, none have provided the desired balance of properties.

5 For example, U.S. Patent 5,118,174 to Benford et al discloses a multi-component laminated structure for use insulated appliance cabinet structures. The multi-component laminated structure contains a barrier layer which however provides insufficient solvent resistance and regrind capability.

10

U.S. Patent 5,227,245 to Brands et al discloses a barrier layer for preventing solvent attack in insulative cabinet wall structures which consists essentially of amorphous thermoplastic polyester resin which is a copolymer adduct of an aromatic dicarb-
15 oxylic acid and an active hydrogen containing material. However, the polyester has extremely poor capability with styrenic resins and thus the barrier layer lacks the desired regrind capability.

Finally, U.S. Patents 5,221,136 and 5,340,208 to Hauck et al,
20 disclose a barrier layer comprised of a polyolefin and a block copolymer rubber which may be functionalized with maleic anhydride. However, some thermoformable composites prepared using these barrier layers have been found to exhibit less than optimum thermoformability. Particularly, it has been found that the bar-
25 rier layer can stick to the female molds employed in the thermoforming process. In addition, such barrier layer compositions have been found to have limited regrind capability with styrenic based inner liner materials.

30 Thus, it is an object of this invention to provide a barrier layer composition which is resistant to the action of polyurethane foam blowing agents, and which exhibits desirable processing characteristics such as extrudability, thermoformability, and regrindability.

35

It is another object of the invention to provide a barrier layer which is adherable to one or more inner liner layers to form a thermoformable composite.

40 More particularly, it is an object of the invention to provide a barrier layer which is extrudable with one or more inner liner layers to form a thermoformable composite.

It is another object of the invention to provide a thermoformable
45 composite which contains a barrier layer which protects one or more inner liner layers from the action of polyurethane foam

blowing agents, and which furthermore has desirable regrind compatibility with the materials comprising said inner liner layers.

Finally, it is an object of the invention to provide an insulated cabinet wall structure which comprises a thermoformable composite which contains a barrier layer protecting the innerliner layers from the action of polyurethane foam blowing agents.

These and other objects of the invention are provided with a particular barrier layer composition (A). The barrier layer composition (A) is resistant to the action of polyurethane foam blowing agents and comprises (i) an effective amount of a modified polyolefin, most preferably modified with a compound selected from the group consisting of maleic anhydride, maleic acid, maleic anhydride derivatives, maleic acid derivatives, and mixtures thereof; and (ii) an effective amount of a rubber. Optionally, and most preferably, the barrier layer composition (A) will further contain an effective amount of a polyolefin (iii), selected from the group consisting of polyethylene, polypropylene, polybutylene, and copolymers thereof and optionally styrenic based polymers (iv).

The invention further provides a thermoformable composite having a functional layer (I) comprising one or more sublayers of one or more styrenic based polymers, and a barrier layer (II) adhered to at least one surface of the functional layer (I), wherein the barrier layer (II) comprises the barrier layer composition (A).

The invention also provides an insulative wall cabinet structure having the thermformable composite in combination with an outer structural wall (III) and polyurethane foam insulation (IV) adhered to both of the barrier layer (II) and the outer structural wall (III) so as to be placed there between.

Finally, the invention provides a method of making the thermoformable composite, requiring providing a functional layer (I) and adhering to the functional layer (I), a barrier layer (II).

Figure 1 is a schematic drawing of a refrigerator cabinet.

40

Figure 2 is a schematic drawing of an inner cabinet serving as the inner plastic wall of the refrigerator of Figure 1.

Figure 3 is a fragmentary cross-section of the thermformable composite forming the inner cabinet of Figure 2.

45

5

Turning now to the drawings, it can be seen that Figure 1 illustrates a particularly desirable end use application for the instant invention. The refrigerator appliance 1 has an insulative wall cabinet structure E which is comprised of an outer metal shell 2, inner cabinet 3, and a body of foamed-in-place insulation 4 there between. Inner cabinet 3 is formed of thermoformable composite 5 (see Fig. 2).

Turning now to Figure 3, thermoformable composite 5 is comprised of a functional layer 6 and a barrier layer 7.

Functional layer 6 serves as the visually pleasing portion of the interior of the refrigerator appliance 1. In general, the functional layer 6 will be comprised of one or more sublayers (8, 9) of one or more styrenic based polymers. Suitable examples of styrenic based polymers include ABS, HIPS and mixtures thereof.

A particularly preferred example is illustrated in Figure 3, wherein functional layer 6 is comprised of sublayers 8 and 9. In general, sublayer 8 will generally provide a visually pleasing high gloss appearance, while sublayer 9 will generally provide desirable performance characteristics such as good resistance to food contamination and normal wear and tear. Illustrative materials particularly suitable for use as sublayer 8 include HIPS. A particularly desirable material for use as sublayer 8 is a high gloss medium impact polystyrene (e.g. PS[®]-7800, commercially available from BASF Corporation of Wyandotte, Michigan).

Illustrative materials suitable for use as sublayer 9 include bulk HIPS (e.g. a particularly desirable material is a high impact polystyrene, characterized by a nominal melt flow rate of 2.6 g/10' (measured according to ASTM; condition G) and a Vicat softening temperature of 102°C, PS-7100, also commercially available from BASF Corporation) or ABS.

In general, sublayers 8 and 9 will comprise functional layer 6. However, it will be appreciated that with the many polymer compositions now available, functional layer 6 may also be comprised of either a single layer or more than two layers.

In the particularly preferred embodiment described above, sublayer 8 will generally comprise from between 1 to 10 percent by weight of the overall weight of functional layer 6 while sublayer 9 will generally comprise between 99 to 90 percent by weight of the overall weight of functional layer 6. More particularly, sublayer 8 comprises from between 1 to 5 percent by weight while

sublayer 9 comprises from between 99 to 95 percent of the total weight of functional layer 6.

The barrier layer 7 may be comprised of:

- 5
- (i) an effective amount of a modified polyolefin; and
 - (ii) an effective amount of a rubber
 - (iii) of polyethylene, polypropylene, polybutylene, and copolymers thereof, and/or
 - 10 (iv) a styrenic based polymer.

The barrier layer composition (A) will contain a modified polyolefin (i). As used herein, the term modified polyolefin is intended to describe polyolefin graft co-polymers derived from the
15 graft polymerization of an unsaturated carboxylic acid or its functional derivative or another vinyl functional group containing monomer onto any of the olefin polymers discussed below with respect to component (iii). However, the olefin to be so modified will preferably be polyethylene (HDPE, LDPE, LLDPE).

20 The unsaturated carboxylic acid or its functional derivative or another vinyl functional group containing monomer which is to be grafted onto the above-mentioned olefin polymers, includes, for example, carboxylic acids such as acrylic acid, methacrylic acid,
25 maleic acid, fumaric, itaconic and sorbic acid; acid anhydrides such as maleic anhydride and itaconic anhydride acid amides such as acrylamide and methacrylamide; epoxy group containing compounds such as glycidyl acrylate, glycidyl methacrylate hydroxyethyl group containing esters such as 2-hydroxyethyl meth-
30 acrylate and polyethylene glycol monoacrylate; and metal salts such as sodium acrylate, sodium methacrylate and zinc acrylate. These graft monomers may be used alone or in combination. Among the acids and anhydrides that are particularly preferred are maleic anhydride and maleic acid and the derivatives thereof.

35 The proportion of said graft monomers are preferably within the molar range of 0.005 to 5 percent based on component (i). A preferred embodiment of such polymer type includes the product obtained by grafting maleic acid or anhydride onto an HDPE. The
40 graft copolymerization of the unsaturated carboxylic acid or its functional derivative or another vinyl functional group containing monomer onto the olefin polymer can be conducted using various method. For example, the olefin polymer, the graft monomer and a free-radical initiator are mixed together and kneaded in a
45 molten state. In another method, the graft monomer are incorpo-

rated in a solution or suspension of the olefin polymer in a suitable solvent.

A most preferred material for use as modified polyolefin (i) is a modified polyolefin, characterized by a melt index of 1.2 g/10 min, measured according to ASTM D1238 and a density of 0.961 g/cm³, measured according to ASTM D1505 (e.g. Plexar[®] PX209, commercially available from Quantum of Cincinnati, Ohio).

- 10 The barrier layer composition (A) will further comprise a rubber (ii). Suitable rubbers will generally be synthetic block copolymer rubbers. Illustrative examples include styrene block diblock, styrene-ethylene/butylene-styrene triblock, styrene-ethylene/butylene-styrene triblock functionalized with maleic anhydride, maleic acid or admixtures thereof, or combinations of any of the above. Particularly suitable rubbers (ii) are linear styrene-butadiene-styrene rubbers (e.g. Stereon[®] 840A, a linear styrene-butadiene-styrene rubber with a styrene content of 43% by weight, a M_w of 94000, and a M_w/M_n value of 1.40 commercially available from Firestone Tire & Rubber Co., and Finaclear[®] 520, a linear styrene-butadiene-styrene rubber with a styrene content of 43% by weight, a M_w of 85000 and a M_w/M_n value of 1.10, commercially available from Fina of Houston, Texas.
- 25 Optionally, and most preferably, the barrier layer composition (A) will also contain a polyolefin (iii). Although the composition containing components (i) and (ii) is capable of providing desirable performance properties, the incorporation of polyolefin (iii) provides significant cost advantages without any significant decrease in the performance or processing properties of the compositions or barrier layers of the invention.

Broadly speaking, the polyolefin component (iii) is defined to include the various types of polyethylene and polypropylenes, polybutylenes, and the well-known copolymers thereof. While the polyolefins other than polyethylene can provide blends in accordance with the present invention, it is the polyethylenes which are the preferred group. Included in the polyethylenes are the HDPE materials made by polymerizing ethylene using so-called Ziegler-Natta coordination catalysts to provide linear (non-branched) high density polyethylene (densities = 0.941 to 0.965 gis/cc) LLPE materials made by polymerizing ethylene using free-radical catalysts under high pressures and high temperatures to provided branched polyethylenes (densities = 0.910 to 0.934 g/ml); the LLDPE materials prepared from ethylene and minor amounts of alpha, beta-ethylenically unsaturated C₃ to C₁₂ alkenes under Ziegler-Natta conditions to provide essentially linear low

density polyethylenes but with alkyl side chains from the α -olefin components (densities = 0.88 to 0.935 g/ml). Preferred within this polyethylene group are the high density polyethylenes as described above.

5

In addition, suitable polyolefins (iii) will also have melt flow indexes (MFI) of between 1 to 10, with the most preferred polyolefins having MFI's of between 1 to 3. A particularly preferred polyolefin is the high density polyethylene characterized by a
10 density of 0.96 g/ml, measured according to ASTM D1505 and a melt index of 1.15 g/10 min, measured according to ASTM D1238 (e.g. commercially available as LM-6187 HDPE from Quantum of Cincinnati, Ohio).

15 Finally, the barrier layer composition (A) may further optionally contain a styrenic based polymer (iv). The styrenic polymer component (iv) of the present invention is a polystyrene resin or ABS (acrylonitrile-butadiene-styrene) copolymer. The polystyrene resins includes styrene homopolymer (crystal polystyrene), or
20 rubber modified polystyrene (high impact polystyrene (HIPS)). The polystyrene is a high molecular weight polymer, preferably, having a molecular weight (weight average) greater than about 150,000 g/mol. Rubber modified polystyrene, which is most preferred, is a well-known material which is polystyrene modified by
25 an elastomer such as polybutadiene or styrene-butadiene copolymer. This material is described, for example, in Modern Plastics Encyclopedia, McGraw-Hill, p.72 (1983- 1984). It can be prepared by polymerizing styrene monomer in the presence of polybutadiene or styrene-butadiene copolymer. The ABS copolymer re-
30 sins that can be used in the present invention are well known to those skilled in the art, the preparation of such material is disclosed in, for example, U.S. Nos. 3,563,845; 3,565,746; and 3,509,237 all of which are incorporated herein by reference.

35 In general, the barrier layer composition (A) generally may have from

- (i) 1 to 70 parts by weight of a modified polyolefin,
- (ii) 1 to 40 parts by weight of a rubber,
- 40 (iii) 0 to 90 parts by weight of a polyolefin and
- (iv) 0 to 50 parts by weight of a styrenic based polymer,

wherein the components (i) to (iv) add up to the total weight of the barrier layer composition A.

45

A preferred barrier layer composition will have from

- (i) 5 to 40 parts by weight of a modified polyolefin,
- (ii) 5 to 30 parts by weight of a rubber,
- 5 (iii) 20 to 80 parts by weight of a polyolefin and
- (iv) 0 to 48 parts by weight of a styrenic based polymer,

wherein the components (i) to (iv) add up to the total weight of the barrier layer composition A.

10

Most preferably, the barrier layer composition of the Invention will have from

- (i) 5 to 30% parts by weight of a modified polymer,
- 15 (ii) 5 to 20% parts by weight of a rubber,
- (iii) 30 to 70% parts by weight of a polyolefin and
- (iv) 0 to 30% parts by weight of a styrenic based polymer,

wherein the components (i) to (iv) add up to the total weight of 20 the barrier layer composition.

Two particularly preferred embodiments of the barrier layer composition (A) are set forth below:

25	Embodiment # 1	Embodiment # 2
	[parts by weight]	[parts by weight]
Modified polyolefin (i)	15-25	15-25
Rubber (ii)	10-20	10-20
Polyolefin (iii)	60-70	35-45
30 Styrene polymer (iv)	-	20-40

Components (i) - (iv) of the barrier layer composition (A) will be processed by well-known processing methods so as to form a homogeneous mixture. The mixture may be pelletized as necessary 35 or may be immediately formed into a layer by well-known polymer processing techniques.

Turning now to thermoformable composite 5, barrier layer 7 will normally be from 1 to 50 percent by weight of the total weight of 40 composite 5, while functional layer 6 will be from 50 to 99 percent by weight, based on the weight of composite 5. More particularly, functional layer 6 and barrier layer 7 will respectively comprise 70 to 99 percent by weight and 30 to 1 percent by weight of the overall weight of composite 5. It is most preferred if 45 composite 5 has from 80 to 95 percent functional layer 6 and 5 to 20 percent by weight of barrier layer 7.

10

More preferably, thermoformable composite 5 will be formed by the simultaneous coextrusion of barrier layer 7 directly onto sublayer 9. In this preferred embodiment, sublayer 9 will be coextensive with and adhered to sublayer 8. Alternatively, a previously made barrier layer 7 may be subsequently laminated to functional layer 6 and more preferably, to sublayer 9. Those skilled in the art will appreciate that well-known lamination technologies involving the application of increased heat and/or pressure are sufficient to form thermoformable composite 5.

10

Thermoformable composite 5 will generally be thermoformed into an appliance cabinet structure such as that illustrated in Figure 2 as inner cabinet 3. Those skilled in the art will appreciate that such processing techniques are well-known in the art and generally involve a stamping process utilizing cooperating male and female molds. It will be appreciated that at most molding operations, a surface of barrier 7 will face outward, away from the interior of inner cabinet 3 and thus will be in contact with the female mold. Accordingly, it is an aspect of desirable thermoformability that barrier layer 7 not adhere to the female mold during the thermoforming process.

Thermoformed inner cabinet 3 is then assembled with outer shell 2 so that a gap exists there between. A polyurethane foam composition is placed therein and foamed in situ between inner cabinet 3 and outer shell 2 to form foamed-in-place insulation 4. The resulting structure of inner cabinet 3, outer shell 2 and foamed-in-place insulation 4 there between is herein defined to be insulative wall cabinet structure E.

30

The outer shell 2 may be comprised of well known materials suitable for use as the outer surface of an appliance construction. While hard rigid plastics may be suitable, metal is most preferred.

35

In the present invention, the preferred foamed-in-place insulation 4 is polyurethane foam. Polyurethane foam can be prepared by mixing intimately under reaction conditions an organic polyisocyanate with an isocyanate reactive, active hydrogen-containing compound such as, for example, a polyol in the presence of a blowing agent and introducing the foam-forming mixture into the space between the inner cabinet 3 and outer metal shell 2 of the cabinet.

Blowing agents employed in the preparation of the polyurethane are generally organic compounds having an atmospheric boiling point of from about -50°C . to about $+100^{\circ}\text{C}$. Generally, such

compounds selected for this purpose are halogenated organic compounds especially those containing fluorine and or chlorine as this additionally helps confers good thermal insulation properties to the foam.

5

In the present invention, the preferred blowing agent for use in preparing the polyurethane foam 4 are those comprising a hydrohalocarbon. Hydrohalocarbons are preferred over perhalogenated carbon compounds due to their generally lower ozone depleting potentials, though the use of perhalogenated carbon compounds such as trichlorofluoromethane and dichlorodifluoromethane in small amounts is not precluded from the present invention.

Suitable hydrohalocarbon compounds include hydrochlorofluorocarbons, hydrofluorocarbons and hydrochlorocarbons, particularly those having 1 to 3 carbon atoms due to their suitable boiling points.

Preferred blowing agents for preparing the insulative polyurethane foam used in the present invention include dichlorofluoroethane and its isomers, chlorodifluoroethane and its isomers, tetrafluoroethane and its isomers and 1,1,1-trichloroethane due to availability, ease of handling and the desirable physical properties of polyurethane foams prepared therewith. However, those skilled in the art will appreciate that the use of other polyurethane foam blowing agents is within the scope of the instant invention.

The blowing agent is employed in quantities sufficient to provide for a foam having an overall bulk density of from about 10 to about 200, preferably about 15 to about 100, and more preferably about 18 to about 60 kg/m³.

Active hydrogen-containing compounds which are useful in the preparation of the polyurethane foam include those materials having two or more groups which contain an active hydrogen atoms which can react with an isocyanate. Collectively, such compounds are referred to as polyahls. Preferred among such polyahl compounds are those having at least two hydroxyl, primary or secondary amine, carboxylic acid, or thiol groups per molecule. Polyols, i.e., compounds having at least two hydroxyl groups per molecule, are especially preferred due to their desirable reactivity with polyisocyanates.

Suitable isocyanate reactive materials for preparing rigid polyurethanes include those having an equivalent weight of about 50 to about 700, preferably about 70 to about 300 and more Prefer-

12

ably about 70 to about 150. Such isocyanate-reactive materials also advantageously have a functionality of at least 2, preferably about 3, up to about 16, preferably up to about 8, active hydrogen atoms per molecule.

5

Suitable additional isocyanate-reactive materials include polyether polyols, polyester polyols, polyhydroxyl-terminated acetal resins, hydroxyl-terminated amines and polyamines, and the like. Most preferred for preparing rigid foams, on the basis of performance, availability and cost, is a polyether polyol prepared by adding an alkylene oxide to an initiator having from about 2 to about 8, preferably about 3 to about 8 active hydrogen atoms.

Polyisocyanates useful in making polyurethanes include aromatic, aliphatic and cycloaliphatic polyisocyanates and combinations thereof. Representative of these types are diisocyanates such as m- or p-phenylene diisocyanate, toluene-2,4-diisocyanate, toluene-2,6-diisocyanate, hexamethylene-1,5-diisocyanate, tetramethylene-1,4-diisocyanate, cyclohexane-1,4-diisocyanate, hexahydrotoluene diisocyanate (and isomers), naphthalene-1,5-diisocyanate, 1-methylphenyl-2,4-phenyldiisocyanate, diphenylmethane-4,4'-diisocyanate, diphenylmethane-2,4'-diisocyanate, 4,4'-biphenylene-diisocyanate, 3,3'-dimethoxy-4,4'-biphenylenediisocyanate and 3,3'-dimethyldiphenylpropane-4,4'-diisocyanate; triisocyanates such as toluene-2,4,6-triisocyanate and polyisocyanates such as 4,4'-dimethyldiphenylmethane-2,2',5',5'-tetraisocyanate and the diverse polymethylene polyphenylpolyisocyanates.

A crude polyisocyanate may also be used in the practice of this invention, such as the crude toluene diisocyanate obtained by the phosgenation of a mixture of toluene diamines or the crude diphenylmethane diisocyanate obtained by the phosgenation of crude diphenylmethanediamine.

Especially preferred are methylene-bridged polyphenyl polyisocyanates, due to their ability to crosslink the polyurethane. The isocyanate index (ratio of equivalents of isocyanate to equivalents of active hydrogen-containing groups) is advantageously from about 0.9 to about 5.0, preferably about 0.9 to about 3.0, more preferably about 1.0 to about 1.5.

In addition to the foregoing critical components, it is often desirable to employ certain other ingredients in preparing cellular polyurethane. Among these additional ingredients are water, catalyst, surfactant, flame retardant, preservative, colorant, antioxidants, reinforcing agent, filler, and the like.

13

Water is often employed in the role as a blowing agent precursor and processing aid. Water can react with isocyanate leading to the generation of carbon dioxide gas which then functions as a blowing agent in the foam-forming reaction. When present, the
5 water is preferably used in amounts not exceeding about 7, preferably about 6, more preferably about 5 parts by weight per 100 parts by total weight active hydrogen-containing compound(s) present. Beneficial effects are seen when at least about 0.5 and preferably at least about 1 part of water per 100 parts total
10 weight active hydrogen-containing compound(s) is present. Using amounts of water which exceed these ranges is possible but the resulting foam may have undesirable physical properties such as poor dimensional stability and poor thermal insulation.

15 In making polyurethane foam, it is generally highly preferred to employ a minor amount of a surfactant to stabilize the foaming reaction mixture until it cures. Such surfactants advantageously comprise a liquid or solid organosilicone surfactant. Other, less preferred surfactants include polyethylene glycol ethers of long
20 chain alcohols, tertiary amine or alkanolamine salts of long chain alkyl acid sulfate esters, alkyl sulfonic esters and alkyl arylsulfonic acids. Such surfactants are employed in amounts sufficient to stabilize the foaming reaction mixture against collapse and the formation of large, uneven cells. Typically, about
25 0.2 to about 5 parts of the surfactant per 100 parts by total weight active hydrogen-containing compound(s) present are generally sufficient for this purpose.

One or more catalysts for the reaction of the active hydrogencon-
30 taining compound(s) with the polyisocyanate are advantageously used. Any suitable urethane catalyst may be used, including tertiary amine compounds and organometallic compounds. Exemplary tertiary amine compounds include triethylenediamine, N-methyl morpholine, pentamethyldiethylenetriamine, tetramethylethylenediamine, 1-methyl-4-dimethylaminoethylpiperazine, 3-methoxy-
35 N-diethyl-propylamine, N-ethyl morpholine, diethylethanol-amine, N,N-dimethyl-N',N'-dimethyl isopropylpropylenediamine, N-N-diethyl-3-diethylaminopropylamine, dimethylbenzylamine and the like. Exemplary organometallic catalysts include organomercury, organo-
40 lead, organoferric and organotin catalysts, with organotin catalysts being preferred among these. Suitable tin catalysts include stannous chloride, tin salts of carboxylic acids such as dibutyltin di-2-ethyl hexanoate as well as other organometallic compounds. A catalyst for the trimerization of polyisocyanates,
45 such as an alkali metal alkoxide, may also optionally be employed herein. Such catalysts are used in an amount which measurably increases the rate of reaction of the polyisocyanate. Typical

14

amounts are about 0.001 to about 1 parts of catalyst per 100 parts by total weight of active hydrogen-containing compound(s) present.

- 5 In making a polyurethane foam, the active hydrogen-containing compound(s), polyisocyanate and other components are contacted, thoroughly mixed and permitted to react and to expand and cure into a cellular polymer. The particular mixing apparatus is not critical, and various types of mixing head and spray apparatus
- 10 are conveniently used. It is often convenient, but not necessary, to pre-blend certain of the raw materials prior to reacting the polyisocyanate and active hydrogen-containing components. For example, it is often useful to blend the active hydrogen-containing compounds(s), blowing agent, surfactants, catalysts and other
- 15 components except for polyisocyanates, and then contact this mixture with the polyisocyanate. Alternatively, all components can be introduced individually to the mixing zone where the polyisocyanate and polyols(s) are contacted. It is also possible to pre-react all or a portion of the active hydrogen-containing
- 20 compound(s) with the polyisocyanate to form a prepolymer, although such is not preferred.

EXAMPLES

- 25 The following examples are given to illustrate the invention and should not be interpreted as limiting in any way. Unless otherwise stated, all parts and percentages are given in percent by weight.

30 Example I

Dichlorodifluoroethane Blistering Study

- Sheets of a high impact polystyrene, characterized by a nominal
- 35 flow rate of 2.6 g/10 min (measured according to ASTM D1238, Condition G), PS7100/protective barrier layer structures were exposed to the vapor of liquid dichlorodifluoroethane (HCFC 141-6) at 35°C by sealing sheet samples over the bottle opening. The sheet samples were prepared by compression laminating protective
- 40 layer to PS7100 to have 2 mil layer on 28 mil PS7100. Barrier layers of various compositions described in Table 1 were prepared by compounding with a single screw extruder at 200°C. The effects of dichlorodifluoroethane diffusion through the specimens was monitored for chemical attack. Time was recorded when blistering
- 45 occurred and the results are set forth in Table 1. The adhesion of the protective barrier layers to PS-7100 was evaluated by a

15

hand pull peel strength test. Adhesion test results are included in Table 1.

5 Table 1 - Dichlorodifluoroethane Blistering Test
(Dichlorodifluoroethane vapor at 35°C)
Sheet structure: 28 mil PS7100 bulk layer
2 mil protective layer

10	Samples No.	Protective Layer Composition	Protective Layer Thickness, mil	Hours to Blister	Bonding Test
	1	None (30 mil PS7100 alone)	0	2-3	-
	2	LM-6187 HDPE	2	48-50	Poor
15	3	Plexar PX209	2	150-160	Poor
	4	85% LM-6187 HDPE 15% Stereon 840A	2 1	16-18	Fair
	5	85% Plexar PX209 15% Stereon 840A	2 1	94-96	Fair
20	6	43% LM-6187 HDPE 42% PS5350 HIPS 15% Stereon 840A	2	6-8	Good
	7	43% Plexar PX209 42% PS5350 HIPS 15% Stereon 840A	2	16-18	Good
25	8	43% Plexar PX209 42% PS5350 HIPS 15% FinaClear 520	2	16-18	Good
	9	50% Plexar PX209 35% PS5350 HIPS 15% Stereon 840A	2	22-26	Good
30					

Materials

- 35 Plexar PX209: Quantum maleic anhydride modified HDPE. (modified polyolefin (i))
LM-6187: Quantum HDPE with d=0.96, MPI=1.15. (polyolefin (iii))
PS5350: BASF high impact polystyrene. (styrenic based polymer (iv))
- 40 Stereon 840A: Firestone S-B-S tri-block copolymer. (rubber (ii))
FinaClear 520: Fina S-B-S tri-block copolymer. (rubber (ii))

45

Example 2

Regrind Compatibility

5 The regrind compatibility of a protective layer was evaluated by testing properties of specimens injection molded from blends containing 15% of protective layer, 83.5% P57100, and 1.5% PS7800. Results Summarized in Table 2 illustrated that protective layer compositions provide excellent regrind compatibility. While the 10 samples discussed below exhibit optimum regrindability, it is anticipated that from 0.3 percent to 3 percent additional rubber (iii) could be incorporated into the remaining samples of Table 1 to enhance their regrind compatibility.

15 Table 2: Regrind Compatibility Study Results

	A	B	C	D	E	F	G
	PS7100	98	83.5	83.5	83.5	83.5	83.5
20	PS7800	2	1.5	1.5	1.5	1.5	1.5
	Sample 7	-	15	-	-	-	-
	Sample 8	-	-	15	-	-	-
	Sample 9	-	-	-	15	-	-
25	Sample 10	-	-	-	-	15	15
	Sample 15	-	-	-	-	-	-
	Sample 16	-	-	-	-	-	15
	MFR (200.0°C, 5. Okg)	2.9	3.1	2.9	3.1	3.1	3.3
30	Vicat (°C)	101	102	102	102	102	102
	Tensile Yield (psi)	2485	2632	2689	2630	2694	2952
	Tensile Break (psi)	3721	3773	3945	3738	3925	4024
35	Tensile Elongation (%)	54	75	77	74	68	68
	Tensile Mo- dulus (Kpsi)	181	179	176	169	176	177
40	Izod Impact (ft-lbs/in)	2.1	2.8	2.7	2.5	2.6	2.4
	Gardner (in- lbs)	229	203	>320	204	312	243
							210

Materials

PS7100: BASF high impact polystyrene.

PS7800: BASF high impact polystyrene.

5

It should be understood that while the invention herein shown and described constitutes the preferred embodiment of the invention, it is not intended to illustrate all possible forms thereof. Various embodiments of the inventions disclosed herein can be
10 created by one or ordinary skill in the art without departing from the spirit and scope of the invention disclosed and claimed.

15

20

25

30

35

40

45

We claim:

1. A composition which is resistant to the action of polyurethane foam blowing agents, the composition comprising:
 - (i) an effective amount of a modified polyolefin; and
 - (ii) an effective amount of a rubber.
2. The composition of claim 1 comprising:
 - (i) from 1 to 70 parts by weight of a modified polyolefin;
 - (ii) from 1 to 40 parts by weight of a rubber;
 - (iii) from 0 to 90 parts by weight of a polyolefin selected from the group consisting of polyethylene, polypropylene, polybutylene, and copolymers thereof and
 - (iv) from 0 to 50 parts by weight of a styrenic based polymer;
- wherein all parts by weight sum up to the total weight of the composition.
3. The composition of claim 1 or 2 wherein the modified polyolefin (i) is a polyethylene modified with a compound selected from the group consisting of maleic anhydride, maleic acid, maleic anhydride derivatives, maleic acid derivatives, and mixtures thereof.
4. The composition of either one of the claims 1 to 3 wherein rubber (ii) is a synthetic block copolymer rubber selected from the group consisting of styrene-butadiene diblock styrene-butylene-styrene triblock styrene-ethylene/butylene-styrene triblock; styreneethylene/butylene-styrene triblock functionalized with maleic anhydride, maleic acid or admixtures thereof; or mixtures thereof.
5. The composition of either one of the claims 1 to 4 wherein polyolefin (iii) is an HDPE having a density of between 0.940 and 0.970 and a melt index of 1.00 to 1.30.
6. The composition of either one of the claims 1 to 5 wherein the styrenic based polymer (iv) is HIPS.

7. A barrier layer capable of protecting one or more first layers from the action of polyurethane foam blowing agents, the barrier layer comprising composition of either one of the claims 1 to 6.

5

8. A thermoformable composite comprising:

(I) a functional layer comprising one or more sublayers of one or more styrenic based polymers; and

- 10 (II) a barrier layer of claim 7 adhered to at least one surface of the functional layer.

9. The thermoformable composite of claim 8 comprising:

- 15 50 to 99 parts by weight of the functional layer (I); and

1 to 50 parts by weight of the barrier layer (II);

wherein all parts by weight add up to the total weight of the thermoformable composite.

- 20 10. An insulative cabinet wall structure, comprising

(I) a functional layer comprising one or more sublayers of one or more styrenic based polymers; and

- 25 (II) a barrier layer of claim 7 adhered to at least one surface of the functional layer

(III) an outer structural wall; and

(IV) insulation adhered to both the barrier layer (II) and the outer structural wall (III) so as to be placed there-
30 between.

35

40

45

FIG. 1

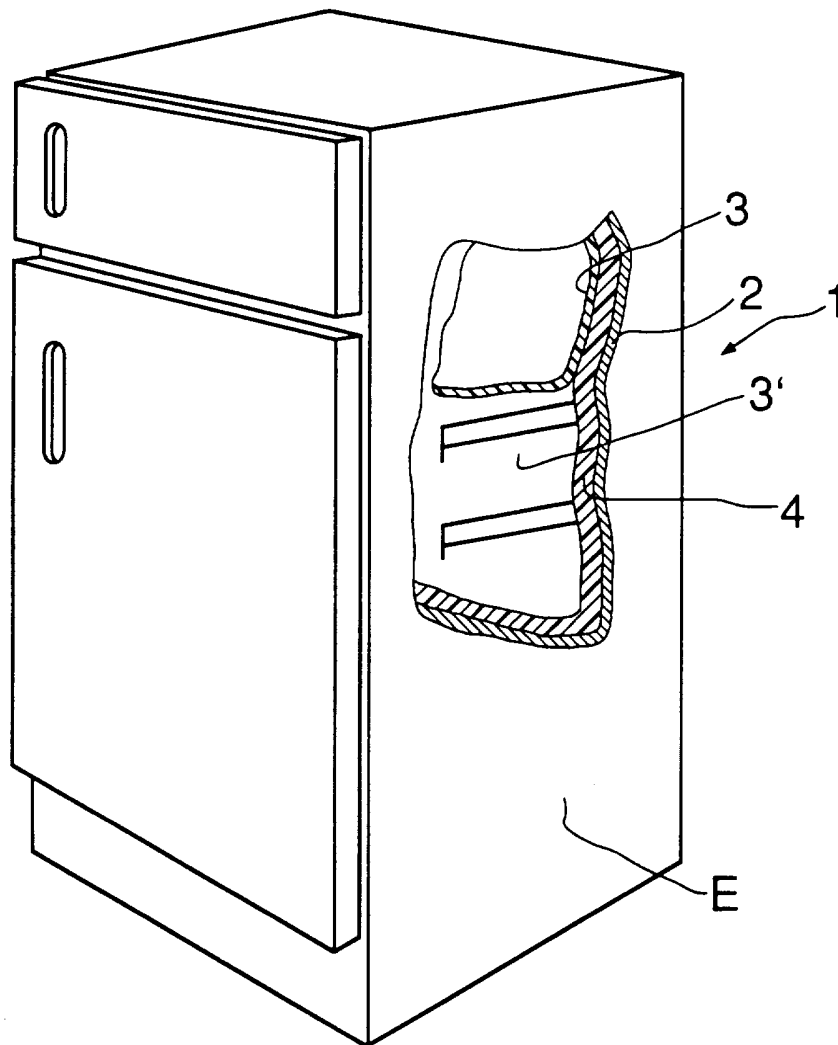


FIG.2

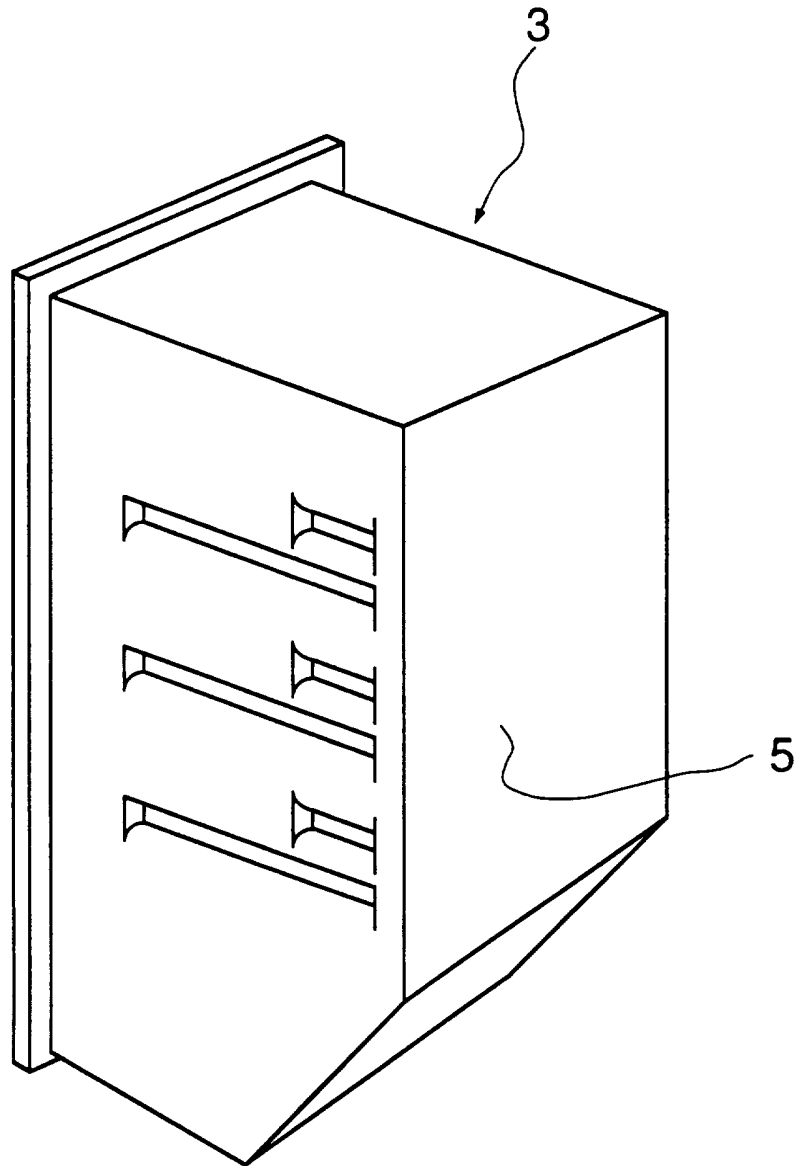
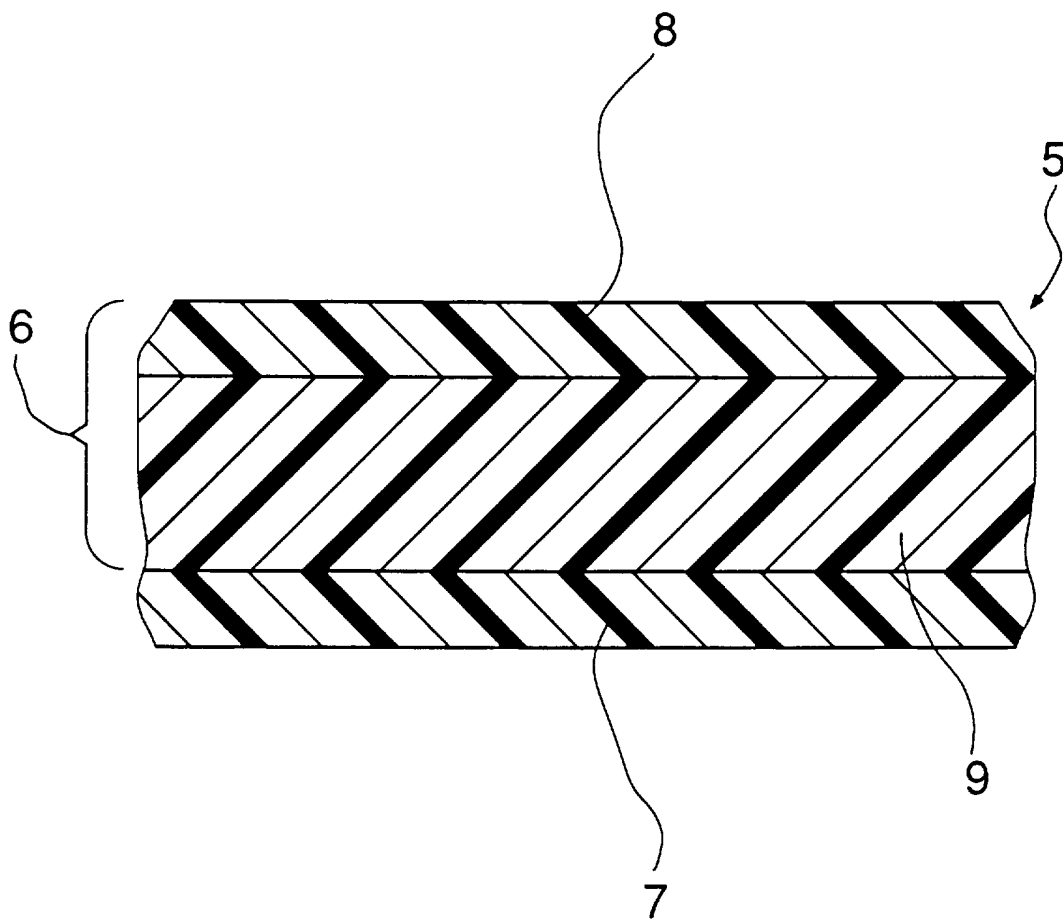


FIG.3



INTERNATIONAL SEARCH REPORT

Intern. Appl. No.
PCT/EP 95/05023

A. CLASSIFICATION OF SUBJECT MATTER
 IPC 6 C08L51/06 C08L53/02 B32B27/32 F25D23/06

According to International Patent Classification (IPC) or to both national classification and IPC

B. FIELDS SEARCHED
 Minimum documentation searched (classification system followed by classification symbols)
 IPC 6 C08L B32B F25D

Documentation searched other than minimum documentation to the extent that such documents are included in the fields searched

Electronic data base consulted during the international search (name of data base and, where practical, search terms used)

C. DOCUMENTS CONSIDERED TO BE RELEVANT

Category *	Citation of document, with indication, where appropriate, of the relevant passages	Relevant to claim No.
X	FR,A,2 176 025 (SHELL INT RESEARCH) 26 October 1973 see claims; example 3 ---	1,2,4
X	EP,A,0 563 956 (PHILLIPS PETROLEUM CO) 6 October 1993 see claims; examples ---	1,2,4
X	CHEMICAL ABSTRACTS, vol. 91, no. 16, 15 October 1979 Columbus, Ohio, US; abstract no. 124606, XP002000794 see abstract & JP,A,54 057 582 (ASAHI-DOW, LTD.) 9 May 1979 --- -/--	1-4,7,8

Further documents are listed in the continuation of box C. Patent family members are listed in annex.

* Special categories of cited documents :

<p>*A* document defining the general state of the art which is not considered to be of particular relevance</p> <p>*E* earlier document but published on or after the international filing date</p> <p>*L* document which may throw doubts on priority claim(s) or which is cited to establish the publication date of another citation or other special reason (as specified)</p> <p>*O* document referring to an oral disclosure, use, exhibition or other means</p> <p>*P* document published prior to the international filing date but later than the priority date claimed</p>	<p>*T* later document published after the international filing date or priority date and not in conflict with the application but cited to understand the principle or theory underlying the invention</p> <p>*X* document of particular relevance; the claimed invention cannot be considered novel or cannot be considered to involve an inventive step when the document is taken alone</p> <p>*Y* document of particular relevance; the claimed invention cannot be considered to involve an inventive step when the document is combined with one or more other such documents, such combination being obvious to a person skilled in the art.</p> <p>*&* document member of the same patent family</p>
--	--

Date of the actual completion of the international search 17 April 1996	Date of mailing of the international search report 29.04.96
---	---

Name and mailing address of the ISA European Patent Office, P.B. 5818 Patentlaan 2 NL - 2280 HV Rijswijk Tel. (+ 31-70) 340-2040, Tx. 31 651 epo nl, Fax (+ 31-70) 340-3016	Authorized officer DE LOS ARCOS, E
---	--

INTERNATIONAL SEARCH REPORT

International Application No
PCT/EP 95/05023

C.(Continuation) DOCUMENTS CONSIDERED TO BE RELEVANT

Category *	Citation of document, with indication, where appropriate, of the relevant passages	Relevant to claim No.
A	US,A,5 340 208 (HAUCK STEVEN M ET AL) 23 August 1994 cited in the application see claims	1-8
A	--- US,A,5 264 280 (CHUNDURY DEENADAYALU ET AL) 23 November 1993 see claims	1-8
A	--- US,A,5 221 136 (HAUCK STEVEN M ET AL) 22 June 1993 cited in the application see claims -----	1-8

1

INTERNATIONAL SEARCH REPORT

International Application No

PCT/EP 95/05023

Patent document cited in search report	Publication date	Patent family member(s)	Publication date
FR-A-2176025	26-10-73	BE-A- 796373	07-09-73
		CA-A- 995388	17-08-76
		DE-A- 2312752	27-09-73
		GB-A- 1422561	28-01-76
		JP-C- 1100750	18-06-82
		JP-A- 49004742	16-01-74
		JP-B- 56044913	22-10-81
		NL-A- 7303545	18-09-73
EP-A-0563956	06-10-93	US-A- 5369174	29-11-94
		CA-A- 2087486	03-10-93
		JP-A- 6057088	01-03-94
US-A-5340208	23-08-94	US-A- 5221136	22-06-93
		EP-A- 0533388	24-03-93
		JP-A- 5203338	10-08-93
US-A-5264280	23-11-93	AU-B- 5135493	12-04-94
		WO-A- 9406627	31-03-94
		US-A- 5385781	31-01-95
		US-A- 5374680	20-12-94
US-A-5221136	22-06-93	EP-A- 0533388	24-03-93
		JP-A- 5203338	10-08-93
		US-A- 5340208	23-08-94