

(No Model.)

J. ACRON.

COLLAR BUTTON AND NECKWEAR RETAINER.

No. 604,357.

Patented May 24, 1898.

Fig. 1.

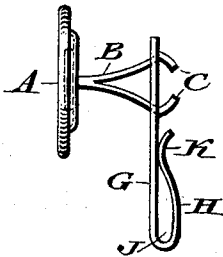


Fig. 2.

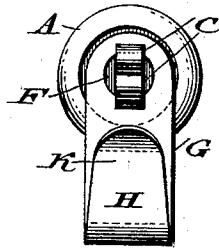
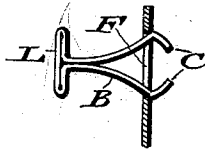


Fig. 3.



WITNESSES

*P. F. Bagley.*  
*W. W. Weinheim.*

INVENTOR.

*John Acron.*  
BY *Paul Diederheim.*  
ATTORNEY.

# UNITED STATES PATENT OFFICE.

JOHN ACRON, OF PHILADELPHIA, PENNSYLVANIA.

## COLLAR-BUTTON AND NECKWEAR-RETAINER.

SPECIFICATION forming part of Letters Patent No. 604,357, dated May 24, 1898.

Application filed September 10, 1896. Serial No. 605,351. (No model.)

*To all whom it may concern:*

Be it known that I, JOHN ACRON, a subject of the Czar of Russia, residing in the city and county of Philadelphia, State of Pennsylvania, have invented a new and useful Improvement in Collar-Buttons and Neckwear-Retainers, which improvement is fully set forth in the following specification and accompanying drawings.

My invention consists of a collar-button and neckwear-retainer embodying a button for connecting a collar with the neckband of the shirt and interlocking with the retainer, the latter being adapted to properly adjust the necktie or band of the neckscarf and prevent the same from riding upwardly at the back or beneath the sides of the collar.

Figure 1 represents a side elevation of a collar-button and neckwear-retainer embodying my invention. Fig. 2 represents a rear view thereof. Fig. 3 represents a partial vertical section of the retainer and side elevation of the shank of the button detached.

Similar letters of reference indicate corresponding parts in the several figures.

Referring to the drawings, A designates the head of a button, and B designates the shank thereof, the outer ends of which latter are provided with jaws C C, which are adapted to enter the opening F in the plate G, the lower portion H of which is bent upwardly upon itself, forming the loop J, the upper part K of said portion closing against the plate G, said portion being elastic in its nature.

The shank B is formed of two limbs, each of which is provided with a jaw C, and the ends of said limbs opposite to the jaws are united by the bend L, forming somewhat of a cross-bar, which is inserted in the head A of the button and clenched or clamped therein, so that the shank is firmly connected with said head. When the jaws are pressed together, the shank may be disconnected from

the plate, after which the jaws and shank are passed through the rear buttonholes of the neckband of a shirt and of a collar, after which the plate G is connected with the shank and the jaw C and pressed inwardly thereagainst, so that said opening receives the jaws, after which the limbs of the shank spread apart, whereby the shoulders of the jaws engage with the walls in the opening F and the plate G is connected with the shank of the button, the collar being also held in place. The necktie or band of a neckscarf may now be inserted in the loop J by forcing the same downwardly between the plate G and the part or neck K of the spring portion H or by introducing the same sidewise into the loop, the necktie or band being prevented from being displaced upwardly from the loop owing to the closing action of the part K against the plate G, it being also noticed that the necktie or band is so controlled that it is prevented from passing under the collar, and thus an efficient, reliable, and simple device is presented for the purpose intended. When the jaws are closed, the retainer may be removed from the same, and the collar may be disconnected from the shank B and the button removed.

Having thus described my invention, what I claim as new, and desire to secure by Letters Patent, is—

A button consisting of a head, and a two-part expansible shank with shoulders thereon, in combination with the depending plate G, having a slot to receive said shanks, the walls of said slot engaging with said shoulders, an upwardly-extending resilient portion H forming with said plate the loop J and the closing neck K at the top of said portion.

JOHN ACRON.

Witnesses:

JOHN A. WIEDERSHEIM,  
M. G. LUKENS.