



US00D364728S

United States Patent [19]

Nozu et al.

[11] Patent Number: **Des. 364,728**

[45] Date of Patent: ****Dec. 5, 1995**

[54] **SHOE SOLE**

[75] Inventors: **Hiroshi Nozu; Norio Takaoka**, both of Hyogo, Japan

[73] Assignee: **Asics Corporation**, Japan

[**] Term: **14 Years**

[21] Appl. No.: **29,821**

[22] Filed: **Oct. 18, 1994**

[30] **Foreign Application Priority Data**

Apr. 20, 1994 [JP] Japan 11322 94

[52] U.S. Cl. **D2/953; D2/947; D2/951; D2/960**

[58] **Field of Search** D2/902, 907, 908, D2/947, 950-960; 36/83, 84, 89, 102, 103, 104, 105, 106, 107, 112, 113, 114, 115, 126, 127, 128, 129, 130, 3 B, 22 R, 24.5, 25 R, 30 R, 32 R, 59 R

[56] **References Cited**

U.S. PATENT DOCUMENTS

- D. 278,851 5/1985 Austin D2/955
- D. 316,626 5/1991 Hatfield D2/954
- D. 327,164 6/1992 Hatfield D2/954
- D. 350,430 9/1994 Pallera D2/952
- D. 352,156 11/1994 Purdom D2/953

FOREIGN PATENT DOCUMENTS

- 562419 3/1957 Italy 36/3 B
- 860392 11/1992 Japan .
- 877261 6/1993 Japan .

Primary Examiner—Celia Murphy
Attorney, Agent, or Firm—Nixon & Vanderhye

[57] **CLAIM**

The ornamental design for a shoe sole, as shown and described.

DESCRIPTION

FIG. 1 is a perspective view of a shoe sole showing our new design;

FIG. 2 is a left side elevational view thereof;

FIG. 3 is a front elevational view thereof;

FIG. 4 is a right side elevational view thereof;

FIG. 5 is a rear elevational view thereof;

FIG. 6 is a top plan view thereof;

FIG. 7 is a bottom plan view thereof; and,

FIG. 8 is a side perspective view thereof shown in the position of use; the broken line showing of a shoe being for illustrative purposes only and forming no part of the claimed design.

The broken line showing of the shoe in FIG. 8 is for illustrative purposes only and forms no part of the claimed design.

1 Claim, 4 Drawing Sheets

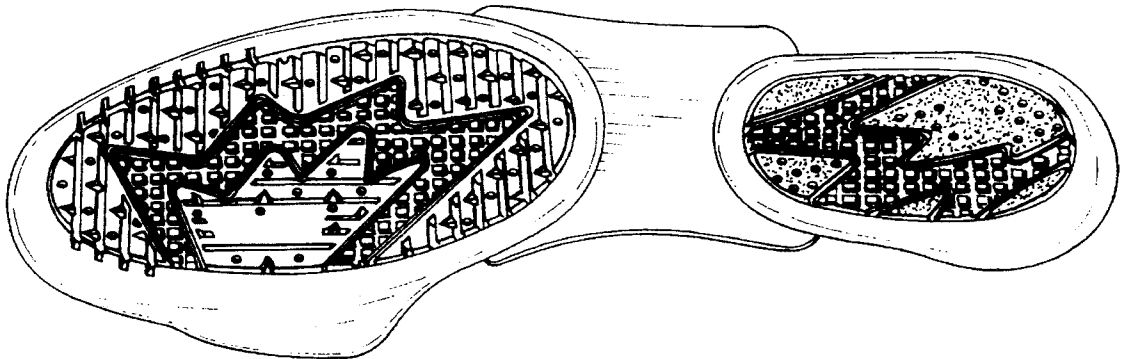


Fig. 1

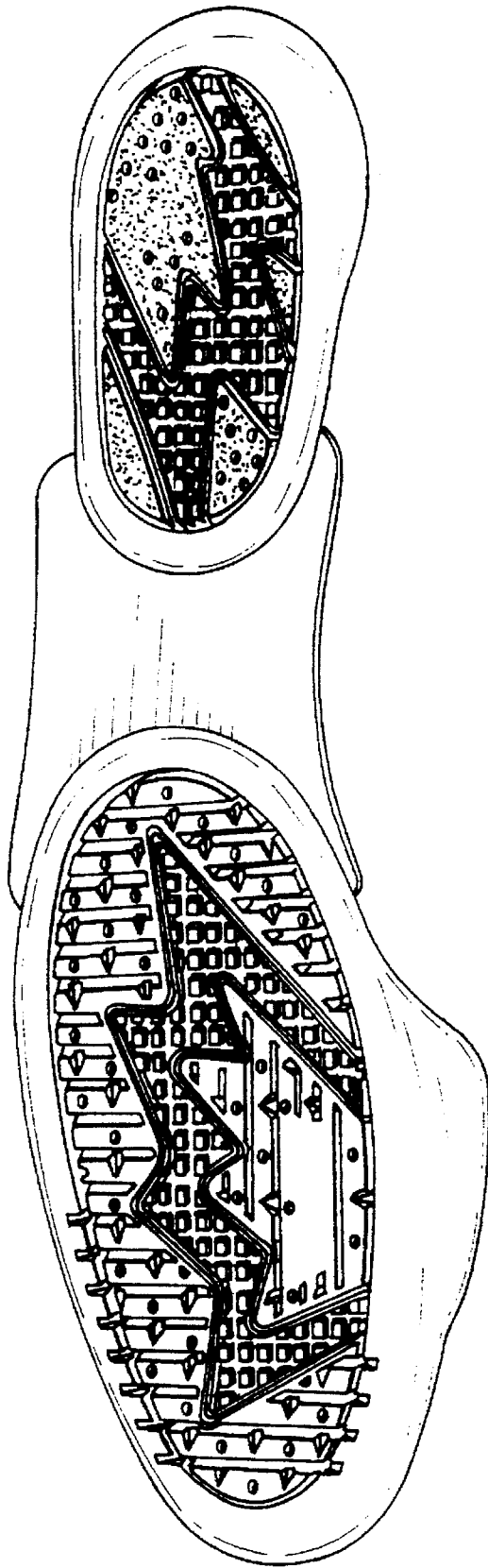


Fig. 2



Fig. 3

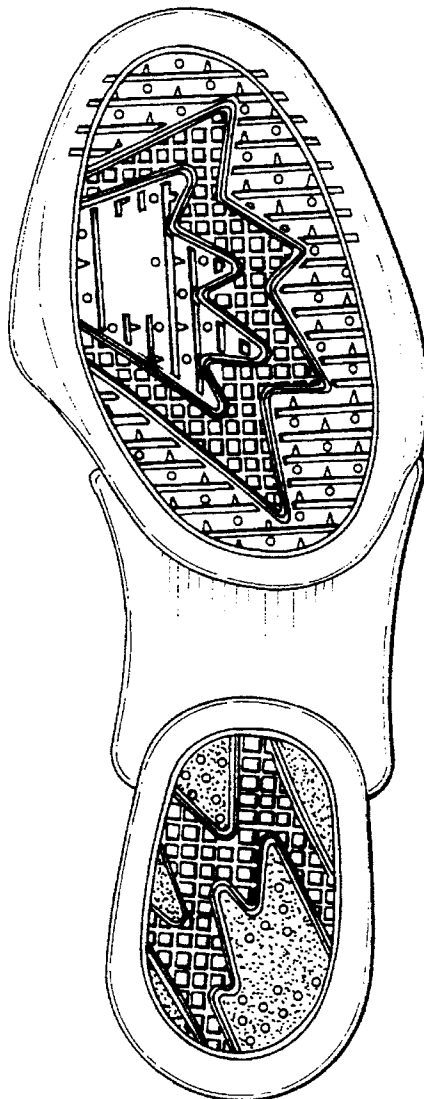


Fig. 4



Fig. 5

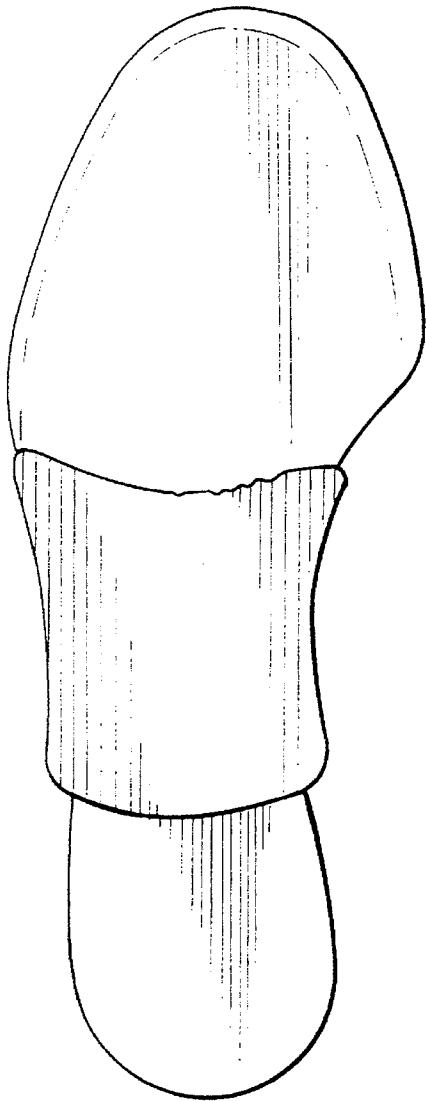


Fig. 6




Fig. 7



Fig. 8

