



(51) International Patent Classification:
A61B 17/00 (2006.01)

(21) International Application Number:
PCT/US2011/051762

(22) International Filing Date:
15 September 2011 (15.09.2011)

(25) Filing Language: English

(26) Publication Language: English

(30) Priority Data:
12/886,070 20 September 2010 (20.09.2010) US

(71) Applicant (for all designated States except US): **AD-HEZION BIOMEDICAL, LLC** [US/US]; One Meridian Boulevard, Suite 1B02, Wyomissing, PA 19610 (US).

(72) Inventors; and

(75) Inventors/Applicants (for US only): **RUIZ, Rafael, Sr.** [US/US]; 3706 Rain Valley Drive, Hudson, NC 28638 (US). **ZHANG, Sheng** [CN/US]; 1752 30th Avenue Drive NE, Hickory, NC 28601 (US). **KRAUSS, Martin** [DE/US]; 11326 Pond Cypress Street, Fort Myers, FL 33913 (US).

(74) Agents: **ROSSI, Joseph, D.** et al.; STRADLEY RONON STEVENS & YOUNG, LLP, 30 Valley Stream Parkway, Great Valley Corporate Center, Malvern, PA 19355 (US).

(81) Designated States (unless otherwise indicated, for every kind of national protection available): AE, AG, AL, AM, AO, AT, AU, AZ, BA, BB, BG, BH, BR, BW, BY, BZ, CA, CH, CL, CN, CO, CR, CU, CZ, DE, DK, DM, DO, DZ, EC, EE, EG, ES, FI, GB, GD, GE, GH, GM, GT, HN, HR, HU, ID, IL, IN, IS, JP, KE, KG, KM, KN, KP, KR, KZ, LA, LC, LK, LR, LS, LT, LU, LY, MA, MD, ME, MG, MK, MN, MW, MX, MY, MZ, NA, NG, NI, NO, NZ, OM, PE, PG, PH, PL, PT, QA, RO, RS, RU, RW, SC, SD, SE, SG, SK, SL, SM, ST, SV, SY, TH, TJ, TM, TN, TR, TT, TZ, UA, UG, US, UZ, VC, VN, ZA, ZM, ZW.

(84) Designated States (unless otherwise indicated, for every kind of regional protection available): ARIPO (BW, GH, GM, KE, LR, LS, MW, MZ, NA, SD, SL, SZ, TZ, UG, ZM, ZW), Eurasian (AM, AZ, BY, KG, KZ, MD, RU, TJ, TM), European (AL, AT, BE, BG, CH, CY, CZ, DE, DK, EE, ES, FI, FR, GB, GR, HR, HU, IE, IS, IT, LT, LU, LV, MC, MK, MT, NL, NO, PL, PT, RO, RS, SE, SI, SK, SM, TR), OAPI (BF, BJ, CF, CG, CI, CM, GA, GN, GQ, GW, ML, MR, NE, SN, TD, TG).

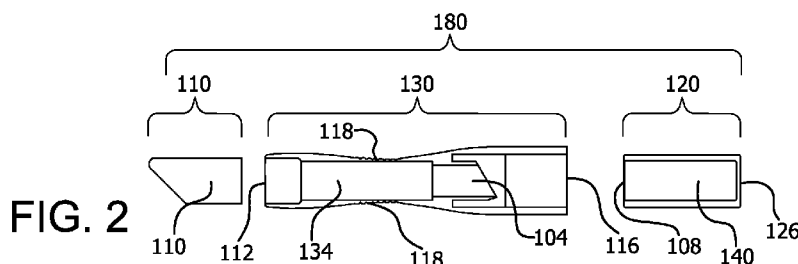
Declarations under Rule 4.17:

— as to applicant's entitlement to apply for and be granted a patent (Rule 4.17(ii))

Published:

— with international search report (Art. 21(3))

(54) Title: APPLICATORS FOR DISPENSING ADHESIVE OR SEALANT MATERIAL



(57) Abstract: An applicator device (180) for storing and dispensing an adhesive or sealant material, which are compatible with irradiation sterilization techniques, the applicator comprising: an applicator body (130) comprising a cutting portion (104) to break a frangible seal (108) of a container (120) for the adhesive, and a grasping and squeezing portion (118) for controlling the flow rate of the adhesive; the container for the adhesive material that is movable relative to the applicator body and is made of materials with high barrier property; and a porous applicator tip (110) that is secured to or frictionally fits into the applicator body.

APPLICATORS FOR DISPENSING ADHESIVE OR SEALANT MATERIAL

BACKGROUND OF THE INVENTION

[0001] The present invention is directed to single-use disposable applicators for applying liquid materials. More particularly, the present invention relates to single-use applicators for applying a polymerizable material such as cyanoacrylate monomers as surgical adhesives, sealants and dressings.

[0002] Various dispensing and packaging systems for cyanoacrylate-based adhesive and/or sealant material have been proposed. U. S. Pat. Appl. Pub. No. 20080167681 to Stenton discloses an adhesive applicator for applying medical adhesives to surgical incisions. The applicator comprises a receiver having a deformable cylindrical body, a blunt cylindrical body with an adhesive-permeable foam material, a frangible ampule containing adhesive material, and a pair of wings having a pressure barb facing toward the cylindrical wall to break the frangible ampule.

[0003] U.S. Pat. Appl. Pub. No. 20080105580 to Nentwick et al. discloses an applicator tip for dispensing a cyanoacrylate-based adhesive from a reservoir. The applicator tip includes an opening offset and a distal end. The adhesive material is dispensed when pressure is applied to the applicator tip surface so that the applicator tip is in a deformed configuration.

[0004] U.S. Pat. Appl. Pub. No. 20070147947 to Stenton et al. discloses an applicator for forming uniform thickness layers of liquid coating on a substrate surface. The applicator is characterized by controlling the dispensing of liquid through apertures incorporated within the applicator head. The applicator uses a supported thin layer of foam which assures uniform thickness of applied layers, which are substantially independent of the pressure applied to the applicator.

[0005] U.S. Pat. Appl. Pub. No. 20060282035 to Battisti et al. discloses a disposable swab applicator for containing and dispensing cyanoacrylate adhesive. The swab applicator is

closed at one end and covered by a swab applicator with the cyanoacrylate composition contained by a valve that can be easily opened when desired. The valve can be a ball, a bead or a capsule. The device can be heat sterilized using dry heat sterilization.

[0006] U.S. Pat. No. 7,297,217 to Dewitt discloses a dispenser for application of a special low viscosity cyanoacrylate adhesive which is used for the manufacture and repair of wooden furniture. The dispenser is provided with a closure member having a metallic pin which penetrates into the discharge opening while the closure member is being secured thereon. U.S. Pat. No. 6,779,657 to Mainwaring et al. discloses a single-use applicator assembly for applying and dispensing cyanoacrylate monomeric adhesive material. The applicator comprises a base with at least one sealed container and an applicator tip at least partially disposed in the container such that the tip of the applicator has access to the adhesive material. U.S. Pat. No. 6,547,467 to Quintero discloses a microapplicator for dispensing and applying cyanoacrylate-based adhesive. The microapplicator comprises a handle portion, a microreservoir at the applicator tip to hold about 20 microliter or less, of adhesive material. The applicator tip may include a spatula, a rolling ball, a grate, a porous material, and a brush. U.S. Pat. No. 5,649,648 to Lier et al. discloses a packaging system for free-flowing material such as cyanoacrylate adhesive. The package comprises a container and a closable applicator point fitted on its outlet aperture. The container is made of an extruded receptacle aluminum which springs back when the pressure is released. U.S. Pat. No. 4,685,591 to Schaefer et al. discloses a packaging tube that is suitable for storing and dispensing products containing substantial fractions of cyanoacrylates. The tube sidewall is made of multi-layer sheet material and a covering strip is placed over the inside surface the tube. U.S. Pat. No. 4,413,753 to Stock discloses a self-draining tip for dispensing cyanoacrylate adhesives. The dispensing tip includes a single or segmented constant diameter passageway having sharp-edged annular terminations for dispensing.

[0007] Closure Medical Corporation prepared and published a series of patents in terms of applying and dispensing cyanoacrylate adhesives. For example, U.S. Pat. Appl. Pub. No.

20050175395, U.S. Pat. Nos 7,306,390 and 6,705,790 to Quintero et al. discloses an applicator assembly for dispensing adhesive material. The applicator comprises first and second body portions, a frangible ampule container for adhesive, and a breaking member to rupture the container for dispensing the adhesive material. U.S. Pat. Nos 6,960,040, 6,494,896, and 6,340,097 to D'Alessio et al. disclose package assembly suitable for laparoscopic or endoscopic surgery. U.S. Pat. Nos 7,128,241, 6,676,322, 6,376,019, 6,322,852, 6,099,807, 5,928,611 to Leung discloses an applicator tip for dispensing cyanoacrylate adhesive stored in a frangible glass ampule container. The porous, absorbent applicator tip includes a polymerization initiator to accelerate the polymerization of cyanoacrylate adhesive when applied. The DERMABOND® applicator associated with most patents mentioned above comprises a glass ampule for storing adhesives and a porous applicator tip incorporating a polymerization initiator. As published by FDA in the Maude Adverse Event Report, the glass vial of the DERMABOND® applicator was crushed and the shard protruded through the tube, penetrated the gloves and pierced the hands of the medical professionals or the patients. The shard penetration adverse effect of DERMABOND® occurred repeatedly since it was marketed. The breakage or rupture of broken glass through the outside plastic package exposes the user or patient to risk. Another problem associated with this type of applicator is the clogging of the applicator tip. The presence of polymerization initiator in the applicator tip can lead to rapid polymerization of cyanoacrylate adhesives to clog the applicator, which causes the waste of adhesive material. The clogging of the applicator may delay the wound closure process during surgery, which may result in problems for both patients and surgical professionals.

[0008] Besides safety and the clogging problem, the prior applicator devices exhibit other shortcomings. The lack of flow rate control of adhesive is one of the issues surgical doctors often face. A further inconvenience which has occurred in prior applicators is the requirement of two hands to operate. Furthermore, the design and dispensing mechanism of some of the prior applicators are very complicated and thereby very expensive. More

importantly, the known applicators fail to be compatible with irradiation sterilization techniques so that cyanoacrylate adhesives inside either cannot be sterilized by irradiation sterilization, such as electron beam, gamma, and X-ray, or cannot provide a stable shelf life after sterilization in such applicator. Therefore, a need exists for new applicator designs, which are easy to use, safe due to the absence of glass, capable of controlling flow rate, compatible with irradiation sterilization techniques, exhibits no clogging of the applicator tip, and causes no waste of adhesives.

SUMMARY OF THE INVENTION

[0009] This invention provides applicators which address the need for an easy to use, safe and efficient package system for applying and dispensing an adhesive material, preferably a cyanoacrylate-based medical adhesive.

[0010] In one aspect, the invention provides applicators to store and apply an adhesive material safely, conveniently, controllably, and effectively. The applicators include an applicator body, a container of adhesive material, and an applicator tip. The applicator tip includes at least one absorbent portion for absorbing adhesive to be applied.

[0011] The present invention provides applicators which are designed to be compatible with irradiation sterilization techniques such as gamma sterilization, electron beam sterilization and X-ray sterilization so that adhesive stored in said applicators can be sterilized by irradiation sterilization. The containers of the applicators for adhesive materials comprising acrylonitrile copolymer or multi-layer sheet materials with acrylonitrile copolymer as the inner layer. The exceptional barrier properties offered by acrylonitrile copolymer make it an ideal material for use in construction of package bodies for storing and sterilizing cyanoacrylate-based adhesives in accordance with the present invention. The adhesives packaged in said applicators are therefore able to be sterilized by irradiation sterilization techniques, and are not cured upon sterilization. More desirably, the adhesive packaged in applicators disclosed in the present invention provides a long term shelf life stability of at

least 12 months, and more preferably of at least 24 months after sterilization by irradiation sterilization techniques.

[0012] Various applicators disclosed herein are designed to store, sterilize, and apply adhesive compositions. The adhesive compositions are preferably polymerizable 1,1-disubstituted ethylene monomers, and more preferably the adhesive compositions are based on cyanoacrylate monomers.

[0013] In one embodiment, the present invention provides an applicator device for storing and dispensing an adhesive material. The applicator comprises a container for an adhesive material that is movable within the applicator wherein the container comprises a frangible seal for containing the adhesive material; and a body portion comprising: a porous applicator tip, a cutting portion to break the frangible seal thus allowing flow of the adhesive towards the porous applicator tip, a flexible portion for controlling the flow rate of the adhesive, and a finger stopper.

[0014] In another embodiment, the present invention provides an applicator device for storing and dispensing an adhesive material. The applicator body has a cutting portion affixed inside the body. The applicator body is also equipped with a finger stopper on the outside wall for user's convenience to activate the applicator. The container for the adhesive material is movable relative to the applicator body. The applicator tip is designed to friction fit into the applicator body. The applicator tip fits tightly into the applicator body so that no leak of the adhesive occurs during use. The applicator is also equipped with a finger stopper portion in order to facilitate activating the applicator and dispensing the adhesive by hand for user's convenience. The flow rate of adhesive packaged in said applicator may be controlled by providing a constant but slow pressure on the gripping section of the applicator body.

[0015] In preferred embodiments, the container is made of acrylonitrile copolymer or multi-layer sheet material with acrylonitrile copolymer as the contact layer to the adhesive. The container is preferably further equipped with a frangible membrane, which is heat sealed onto the container. Movement of the container relative to the applicator body causes the

cutting portion to break the frangible membrane of the container so that the adhesive can be released and dispensed onto the applicator tip, to be applied.

[0016] In another embodiment, an applicator comprises an applicator body, a cutting device, a container, a container mount, and an applicator tip. The applicator tip is tightly attached to the applicator body using a screw cap or snap-fit connection. The open end of the container is sealed with a frangible membrane. In order to be compatible with irradiation sterilization techniques, the container is preferably made of acrylonitrile copolymer or multi layer sheet materials with acrylonitrile copolymer as the inner layer. The container of the adhesive is movable relative to the cutting device that is affixed to the inner wall of the applicator body. As the adhesive container is pushed into the applicator body, the frangible membrane of the container is pierced by the cutting device. The adhesive is then released through the opening and into the channel inside the applicator body and dispensed onto the applicator tip for application. A grasping portion is designed at the end close to the applicator tip for both holding the applicator and controlling the flow rate of the adhesives. The grasping portion comprises semi-rigid material to permit controlled flow of the adhesive to the application site.

[0017] In another embodiment of the present invention, an applicator device comprises both an applicator tip and an applicator body. The applicator tip includes an applicator cap to seal the opening of the applicator tip. The applicator body contains an air space reducer and a reservoir container to store the adhesive. The applicator is activated when the applicator cap is twisted or pulled off from the applicator tip so that the adhesive saturated on the tip can be applied. A squeezing portion that is made of semi-rigid material is designed on the applicator body in order to control the flow rate of the adhesive during use. The reservoir container for the adhesive comprises at least one material with a high barrier property such as, for example, an acrylonitrile copolymer.

BRIEF DESCRIPTION OF THE DRAWINGS

[0018] Figure 1 is a perspective view of a first exemplary applicator of this invention;

[0019] Figure 2 is a perspective view of the component parts of the applicator embodied by Figure 1;

[0020] Figure 3 is a cross-sectional view of the exemplary embodiment of Figure 1;

[0021] Figure 4 is cross-sectional view of another embodiment of the present invention;

[0022] Figure 5 is a perspective view of another embodiment of the present invention;

[0023] Figure 6 is a perspective view of the component parts of the applicator embodied by Figure 5;

[0024] Figure 7 is a cross-sectional view of the exemplary embodiment of Figure 5;

[0025] Figure 8 is a perspective view of yet another embodiment of the present invention;

[0026] Figure 9 is a perspective view of the component parts of the applicator embodied by Figure 8; and

[0027] Figure 10 is a cross-sectional view of the exemplary embodiment of Figure 8.

DETAILED DESCRIPTION OF EXEMPLARY EMBODIMENTS

[0028] In embodiments of the present invention, an applicator comprises an applicator device body, a container for adhesive material, and an applicator tip. Adhesive material is pre-packaged in the dispenser in a container sealed by a frangible membrane or by at least one hermetically sealed membrane. The container for adhesives can be prepared by multi-layer sheet material and the inner layer that contacts adhesives can be, but is not limited to, acrylonitrile copolymer. The container thereby constructed is compatible with irradiation sterilization techniques, such as, for example, electron beam, gamma or X-ray sterilization, so that adhesives inside the applicator can be sterilized via such irradiation techniques. The long-term shelf life stability of adhesive packaged in said applicators may be provided after irradiation sterilization.

[0029] Figures 1-4 represent views of embodiments of the present invention. As shown in Figures 1-4, applicator **180** comprises an applicator tip **110**, an applicator body **130**, and a

container **120**. The container **120** is movable relative to the applicator body **130**. The applicator **180** is activated by pushing the end **126** of the container **120** towards the cutting portion **104** of the applicator body **130**. While moving the container **120** into the applicator body **130**, the cutting portion **104** cut through the frangible membrane **108** on the container **120**, and adhesive **140** inside the container **120** is released into the channel **134**. The adhesive **140** is then dispensed through the open end of the applicator body **130** onto the applicator tip **110**, which is how the adhesive is applied onto the substrate.

[0030] The applicator body **130**, including the cutting portion **104** and the channel **134**, may be constructed from any suitable materials. In a more preferred embodiment, the applicator body may be made of a material that can prevent or reduce the premature polymerization of adhesive materials.

[0031] The applicator tip **110** is designed to friction fit into the open end **112** of the applicator body **130**. The applicator tip **110** fits tightly into the applicator body so that no leak occurs during dispensing of the adhesive. The applicator tip may be a fibrous swab, a sponge swab, a foam tip, or a brush. The applicator tip may be composed of any of a variety of materials including foams, sponges, rubber, plastics, thermosets, films or membranes. The foam material may be but not limited to polyolefin foam, polyether polyurethane foam, polyester polyurethane foam, and so forth.

[0032] The flow rate of adhesive **140** may be controlled by providing a constant but slow pressure on the gripping section **118** of the applicator body **130**. In embodiments, a desired amount of adhesive can be dispensed by applying a desired force to the gripping section **118**.

[0033] The applicator container **120** has a volume of about 0.1 mL to 20 mL, preferably about 0.2 mL to 15 mL, and more preferably about 0.2 mL to 10 mL. In order to inhibit the premature polymerization, the volume of the applicator is preferably about 50 to 80 percent, and more preferably 60 to 80 percent, filled by the adhesive.

[0034] The cutting portion **104** is designed to be sharp and strong so as to readily break the frangible membrane **108** for dispensing adhesive **140** inside the container **120**. Suitable materials for the cutting portion **104** include but not limited to high density polyethylene (HDPE), polypropylene, polyvinylchloride, polycarbonate, polytetrafluoroethylene (PFTE), polyethylene terephthalate (PET), polystyrene (PS), and polymethylpentene.

[0035] In order for the user's comfort to hold and activate the applicator **180**, a finger stopper **138** is added to the applicator body **130**, as shown in another cross-sectional view of a first embodiment of the present invention (Figure 4). The user may use his/her index and middle fingers to hold the finger stopper **138**, while use his/her thumb to push the end **126** of the container **120** for the activation of the applicator **180**.

[0036] The frangible membrane **108** is heat sealed to the container **120** for storing adhesive **140**. Suitable materials for the frangible membrane **108** may include, but are not limited to, aluminum foil, plastic membrane, laminated aluminum foil, plastic wrap, waxed paper, oiled paper, or the like. Laminated aluminum foil may be composed of at least two layers of different materials which include, but are not limited to, aluminum, acrylonitrile copolymer, low density polyethylene, low density polypropylene, polyethylene teraphthalate, and the like. In a preferred embodiment, laminated aluminum foil with acrylonitrile copolymer as the inner layer is used to construct the frangible membrane **108**.

[0037] Suitable materials for the container **120** should have a desired barrier property for moisture and air so that the premature polymerization of adhesive **140** can be prevented or inhibited. Suitable materials for the container **120** include, but are not limited to, high density polyethylene (HDPE), polypropylene, polyvinylchloride, acrylonitrile copolymer, polycarbonate, polytetrafluoroethylene (PFTE), and polyethylene terephthalate (PET), and the like. In a preferred embodiment, the container **120** is made of multi-layer sheet material with acrylonitrile copolymer as the inner layer. In another preferred embodiment, the entire container **120** is made of an acrylonitrile copolymer except the frangible membrane **108**.

[0038] Suitable acrylonitrile copolymer used to construct the container **120** and the inner layer of the frangible membrane **108** include acrylonitrile copolymers produced by polymerizing a major proportion of a monounsaturated nitrile and a minor proportion of another monovinyl monomer or indene copolymerizable nitrile polymers produced by polymerizing a major portion of a monounsaturated nitrile and a minor portion of another monovinyl monomer or indene copolymerizable therewith in the presence of a diene rubber, polyacrylates, polymethoacrylate, polyalkyl methacrylates, polyethers, polysiloxanes, polysulfones, polyphenylene sulfide, polyether ether ketones, thermoplastic polyimides, polybenzimidazoles, polyquinoxalones, polyoxazolines, styrene-acrylonitrile copolymer and acrylonitrile-butadiene-styrene copolymer, vinyl acetate containing polymers, maleic anhydride containing polymers, butadiene and/or isoprene based elastomers, acrylonitrile, and methacrylonitrile. Preferred acrylonitrile copolymers include copolymer of acrylonitrile and methyl acrylate, which is a product commercially available from BP America under the trademark of Barex®.

[0039] Acrylonitrile copolymer used to construct the container **120** provides high barrier properties which ensure the stability of the cyanoacrylate adhesive **140** stored therein. Acrylonitrile copolymer offers a high barrier to oxygen at all levels of relative humidity. This ensures that a consistently high barrier to oxygen is maintained, regardless of the humidity of the surrounding environment. In addition, the water vapor barrier properties of acrylonitrile copolymer make it a desirable material for packaging and sterilizing cyanoacrylate-based adhesive materials in accordance with the present invention.

[0040] As disclosed herein, the adhesive **140** in the container **120** constructed with acrylonitrile copolymer itself, or multi-layer sheet materials with acrylonitrile copolymer as the inner layer, can be sterilized by irradiation sterilization techniques such as gamma sterilization, electron beam sterilization and X-ray sterilization. The said applicator **180** is compatible with those irradiation sterilization techniques so that the adhesive **140** is not cured upon the irradiation sterilization. The adhesive **140** sterilized by irradiation sterilization

in the applicator **180** may provide long term shelf life stability of at least 12 months and more preferably at least 24 months.

[0041] Figures 5-7 illustrate another embodiment of the present invention. In this embodiment, applicator **380** comprises an applicator tip **310**, an applicator body **320**, a cutting device **330**, a container **340**, a container mount **350**. The container **340** attached onto the container mount **350** is movable relative to the cutting device **330** that is affixed to the inner wall of the applicator body **320**. A grasping portion **322** is placed on the applicator body **320** near to the applicator tip **310**.

[0042] The applicator body **320** has an open end **326**, which can be used to connect the applicator tip **310** and the body through the open end **318** of the applicator tip using, for example, a screw cap or snap-fit connection. The tight connection between the applicator tip **310** and the applicator body **320** is designed to prevent a leak of the adhesive **360** stored in the container **340**. The applicator body **320** comprises an open end **326**, a grasping portion **322**, and a reservoir **328** onto which a cutting device **330** is affixed as shown in Figures 6 and 7. The cutting device **330** has two open ends to connect the container **340** and the opening channel inside the applicator body, through which the adhesive **360** can be delivered to the applicator tip **310** during the activation of the applicator **380**. The container **340** is either permanently affixed or frictionally fit onto the container mount. A frangible membrane **342** is used to seal the container **340**, which can be cut through by the cutting device **336** when the container **340** is moving toward to the applicator body **320** during activation.

[0043] To activate the applicator **380**, a user pushes the container mount **350** which holds the container **340** using his/her thumb while holding the applicator body with hand. As the container **340** is pushed into the applicator body **320**, the cutting device **330** cuts the frangible membrane **342** through and moves into the container **340**. The adhesive **360** is then released through the channel inside the applicator body **320** and dispensed onto the applicator tip **310** for application.

[0044] The open end **326** of the applicator body is equipped with a screw cap or snap cap, in which the applicator tip **310** is tightly attached to the applicator body **320**. The tight connection between the applicator tip **310** and the applicator body **320** is designed to prevent leakage of the adhesive **360** during the application process. The applicator tip may be a fibrous swab, a sponge swab, a foam tip, or a brush. The applicator tip may be composed of any variety of materials including, but not limited to foams, rubber, plastics, thermosets, films or membranes. The foam material may be, but is not limited to polyolefin foam, polyether polyurethane foam, polyester polyurethane foam, and the like.

[0045] The grasping portion **322** of the applicator body **320** is designed for both holding the applicator and controlling the flow rate of the adhesive. For convenience and comfort, a user may hold the grasping portion **322** as a pen with his/her thumb and index finger when using the applicator to apply adhesive. The flow rate of adhesive **360** may be controlled by providing a constant but slow pressure on the grasping portion **322** of the applicator body **320**. In embodiments, the desired amount of adhesive can be dispensed by applying the desired force to the grasping portion **322**. The grasping portion is generally made of semi-rigid material to permit controlled flow of the adhesive to the application site via change in pressure. Suitable materials include, but are not limited to, rubber, thermoplastics, thermosets, low density polyethylene, polypropylene, medium density polyethylene, high density polyethylene, or polyesters.

[0046] In certain embodiments, the applicator body **320** may be constructed from any suitable materials. In a more preferred embodiment, the applicator body may be made of a material that can prevent or reduce the premature polymerization of adhesive materials. Referring to Figure 6, the exemplary cutting device **330/336** is designed to be sharp and rigid so as to readily break the frangible membrane **342** for dispensing adhesive **360** stored in the container **340**. Still referring to Figure 6, cutting device **336** is angled and hollow so the liquid adhesive can flow there through once the membrane is pierced. Suitable materials for the cutting device **330** include, but are not limited to, high density polyethylene (HDPE),

polypropylene, polyvinylchloride, polycarbonate, polytetrafluoroethylene (PFTE), polyethylene terephthalate (PET), polystyrene (PS), a polymethylpentene, and the like.

[0047] As described herein, the frangible membrane **342** is heat sealed onto the container **340** after pre-packaging the adhesive **360** into the container **340**. The frangible membrane has to be easily breakable so that the cutting device **330** can readily cut through it for dispensing adhesive inside the container. At the same time, the frangible membrane should also possess a desired barrier property for moisture and air in order to effectively sterilize and store the adhesive **360**. Suitable materials for the frangible membrane **342** may include, but are not limited to, aluminum foil, plastic membrane, laminated aluminum foil, plastic wrap, waxed paper, oiled paper, or the like. Laminated aluminum foil may be composed of at least two layers of different materials which include, but are not limited to, aluminum, acrylonitrile copolymer, low density polyethylene, low density polypropylene, polyethylene terephthalate, and the like. In a more preferred embodiment, laminated aluminum foil with acrylonitrile copolymer as the inner layer is used to construct the frangible membrane **342**.

[0048] Fill volume of the applicator container **340** is in the range of about 0.1 mL to 20 mL, preferably about 0.2 mL to 15 mL, and more preferably about 0.2 mL to 10 mL. In order to inhibit the premature polymerization, the volume of the applicator is preferably about 50 to 80 percent and more preferably 60 to 80 percent filled by the adhesive. The container **340** may be constructed with suitable materials that have a desired barrier property for moisture and air so that the premature polymerization of adhesive **360** can be prevented or inhibited. Suitable materials for the container **340** include, but are not limited to, high density polyethylene (HDPE), polypropylene, polyvinylchloride, acrylonitrile copolymer, polycarbonate, polytetrafluoroethylene (PFTE), and polyethylene terephthalate (PET), and the like. In a preferred embodiment, the container **340** is made of multi-layer sheet material with acrylonitrile copolymer as the inner layer. In another preferred embodiment, the entire container **340** is made of a thick layer of acrylonitrile copolymer. Suitable acrylonitrile

copolymers used to construct the container **340** include those described previously in the first embodiment of the present invention.

[0049] In certain embodiments of the present invention, the applicator illustrated by Figures 5-7 may also include another detachable or replaceable tip (not shown) over the applicator tip **310**. The detachable or replaceable tip is narrower in dimension compared to the applicator tip **310** for a more precise application of the adhesive **360** to the application site.

[0050] In a particular embodiment, the adhesive **360** in the container **340** comprising acrylonitrile copolymer can be sterilized by irradiation sterilization techniques such as gamma sterilization, electron beam sterilization and X-ray sterilization. The said applicator **380** is compatible with irradiation sterilization techniques so that the adhesive **360** is not cured upon the irradiation sterilization. The adhesive **360** sterilized by irradiation sterilization in the applicator **380** may provide long term shelf life stability of at least about 12 months, and more preferably at least about 24 months.

[0051] Figures 8-10 illustrate yet another embodiment of the present invention. In this embodiment, applicator **680** comprises an applicator tip **610** and an applicator body **620**, which includes an air space reducer **650** and a reservoir **630**. The applicator tip is equipped with an applicator cap **612** to seal the opening of the applicator tip. A squeezing and grasping portion **626** is designed on the applicator body **620**. An air space reducer **650** is designed to reduce the air space of the applicator body by altering the volume of air space needed so that the desired fill volume of the adhesive **660** can be provided. The back-end seal **628** is placed onto the applicator body **620** after the adhesive **660** is stored in the reservoir **630**.

[0052] According to the embodiment of the present invention, the applicator **680** is activated when the applicator cap **612** is twisted or pulled off from the applicator tip **616**. The adhesive **660** flows towards the open end of the applicator tip **616** to be applied on the substrate. Accordingly, in this embodiment there is no need to puncture a frangible

container because the liquid adhesive is free-flowing within the applicator and, thus, activated once the cap **612** is removed.

[0053] The grasping portion **626** of the applicator body **620** is designed for both holding the applicator and controlling the flow rate of the adhesive. For comfort, a user may hold the grasping portion **626** as a pen with his/her thumb and index finger when the applicator is used to apply adhesive. The flow rate of adhesive **660** may be controlled by providing a constant but slow pressure on the grasping portion **626** of the applicator body **620**. In certain embodiments, a desired amount of adhesive can be dispensed by applying a desired force to the grasping portion **626**. The grasping portion **626** is generally made of semi-rigid material to permit controlled flow of the adhesive to the application site. Suitable materials include, but are not limited to, rubber, thermoplastics, thermosets, low density polyethylene, polypropylene, medium density polyethylene, high density polyethylene, or polyesters.

[0054] Dependent on the volume of the air space reducer **650**, fill volume of the applicator reservoir **630** is in the range of about 0.1 mL to 20 mL, preferably about 0.2 mL to 15 mL, and more preferably about 0.2 mL to 10 mL. In order to inhibit premature polymerization, the volume of the applicator is preferably about 50 to 80 percent, and more preferably 60 to 80 percent, filled by the adhesive. The applicator body **620** may be constructed with suitable materials that have a desired barrier property for moisture and air so that the premature polymerization of the adhesive **660** can be prevented or inhibited. Suitable materials for the applicator body **620** include, but are not limited to, high density polyethylene (HDPE), polypropylene, polyvinylchloride, acrylonitrile copolymer, polycarbonate, polytetrafluoroethylene (PTFE), and polyethylene terephthalate (PET), polyvinylchloride, polystyrene (PS), polymethylpentene, and the like. In a preferred embodiment, the applicator body **620** is made of a thick layer of acrylonitrile copolymer. In another preferred embodiment, the applicator body **620** is made of multi-layer sheet material with acrylonitrile copolymer as the inner layer. Suitable acrylonitrile copolymers used to construct the

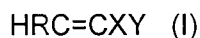
applicator body **620** include those described previously in the first embodiment of the present invention.

[0055] In one embodiment, the back-end seal **628** of the applicator body **620** can be attached into the applicator body **620** with a screw cap or a snap cap. The tight connection between the back-end seal **628** and the applicator body **620** is designed to prevent leakage of the adhesive during use. Suitable materials for the back-end seal **628** include aluminum foil, plastic membrane, laminated aluminum foil, and multi-layer sheet materials. Multi-layer sheet materials may include, but are not limited to, high density polyethylene (HDPE), polypropylene, polyvinylchloride, acrylonitrile copolymer, polycarbonate, polytetrafluoroethylene (PFTE), polyethylene terephthalate (PET), polystyrene (PS), and polymethylpentene. Multi-layer sheet materials may be composed of at least two layers of such materials.

[0056] In embodiments, the applicator tip **616** is designed to connect to the applicator body **620** using the screw cap, snap-fit cap, or any other connection mechanism. The applicator tip **616** fits tightly into the applicator body to prevent re-opening of the connection as well as to prevent leakage of the adhesive material during use. The applicator tip may be a fibrous swab, a sponge swab, a foam tip, or a brush. The applicator tip may be composed of any of a variety of materials including foams, rubber, plastics, thermosets, films or membranes. The foam materials include, but are not limited to, polyolefin foam, polyether polyurethane foam, polyester polyurethane foam, and the like.

[0057] The applicator **680** is compatible with irradiation sterilization techniques such as Gamma sterilization, Electron beam sterilization and X-ray sterilization. The adhesive **660** stored in the applicator **680** can be sterilized by irradiation sterilization, which is not cured upon sterilization. In a more preferred embodiment, the adhesive **660** sterilized by irradiation sterilization technique in the applicator **680** may provide long term shelf life stability of at least about 12 months, and more preferably at least about 24 months.

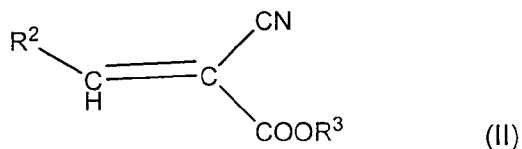
[0058] The applicators of the present invention are used to apply adhesive materials. Preferred adhesives are readily polymerizable, i.e., anionically polymerizable and/or free radical polymerizable. The adhesive is preferably a 1,1-disubstituted ethylene monomer, e.g., a cyanoacrylate monomer. In a preferred embodiment, the adhesive materials of the present invention that may be packaged in said applicators are based upon one or more polymerizable cyanoacrylate monomers, and/or reactive oligomers of cyanoacrylate. Such cyanoacrylate monomers are readily polymerizable, e.g., anionically polymerizable and/or free radical polymerizable, to form polymers. Cyanoacrylate monomers suitable for use in accordance with the present invention include, but are not limited to, 1,1-disubstituted ethylene monomers of the formula:



wherein X and Y are each strong electron withdrawing groups, and R is H, $-\text{CH}=\text{CH}_2$ or, provided that X and Y are both cyano groups, or a $\text{C}_1\text{-C}_4$ alkyl group.

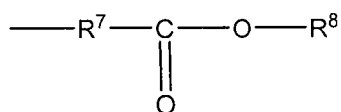
[0059] Examples of monomers within the scope of formula (I) include alpha-cyanoacrylates, vinylidene cyanides, $\text{C}_1\text{-C}_4$ alkyl homologues of vinylidene cyanides, dialkyl methylene malonates, acylacrylonitriles, vinyl sulfinates and vinyl sulfonates of the formula $\text{CH}_2=\text{CX}'\text{Y}$ wherein X' is $-\text{SO}_2\text{R}'$ or $-\text{SO}_3\text{R}'$ and Y' is $-\text{CN}$, $-\text{COOR}'$, $-\text{COCH}_3$, $-\text{SO}_2\text{R}'$ or $-\text{SO}_3\text{R}'$, and R' is H or hydrocarbyl.

[0060] Preferred monomers of formula (I) for use in this invention are alpha-cyanoacrylates. These monomers are known in the art and have the formula

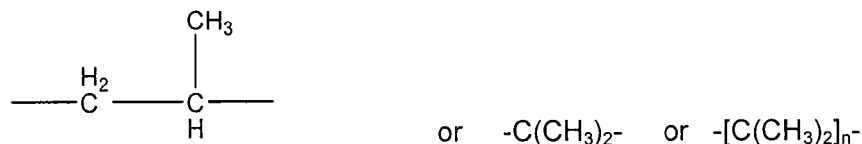


wherein R^2 is hydrogen and R^3 is a hydrocarbyl or substituted hydrocarbyl group; a group having the formula $-\text{R}^4\text{-O-R}^5\text{-O-R}^6$, wherein R^4 is a 1,2-alkylene group having 2-4 carbon atoms,

R⁵ is an alkylene group having 2-12 carbon atoms, and R⁶ is an alkyl group having 1-6 carbon atoms; or a group having the formula



, wherein R⁷ is



wherein n is 1-14, preferably 1-8 carbon atoms and R⁸ is an organic moiety. Preferred alpha-cyanoacrylates are ones having an alkyl chain length of from about 1 to about 20 carbon atoms or more preferably from about 3 to about 8 carbon atoms. The preferred cyanoacrylates are n-butyl and 2-octyl cyanoacrylate, or mixtures thereof.

[0061] Examples of suitable hydrocarbyl and substituted hydrocarbyl groups include straight chain or branched chain alkyl groups having 1-16 carbon atoms; straight chain or branched chain C₁-C₁₆ alkyl groups substituted with an acyloxy group, a haloalkyl group, an alkoxy group, a halogen atom, a cyano group, or a haloalkyl group; straight chain or branched chain alkenyl groups having 2 to 16 carbon atoms; straight chain or branched chain alkynyl groups having 2 to 12 carbon atoms cycloalkyl groups; arylalkyl groups; alkylaryl groups; and aryl groups.

[0062] The organic moiety R₈ may be substituted or unsubstituted and may be a straight chain, branched or cyclic, saturated, unsaturated or aromatic. Examples of such organic moieties include C₁-C₈ alkyl moieties, C₂-C₈ alkenyl moieties, C₂-C₈ alkynyl moieties, C₃-C₁₂ cycloaliphatic moieties, aryl moieties such as phenyl and substituted phenyl, and arylalkyl moieties such as benzyl, methylbenzyl and phenylethyl. Other organic moieties include substituted hydrocarbon moieties, such as halo (e.g., chloro-, fluoro- and bromo-substituted

hydrocarbons) and oxy- (e.g., alkoxy substituted hydrocarbons) substituted hydrocarbon moieties. Preferred organic radicals are alkyl, alkenyl and alkynyl moieties having from 1 to about 8 carbon atoms, and halo-substituted derivatives thereof. Particularly preferred are alkyl moieties of 4 to 8 carbon atoms. In the cyanoacrylate monomer of formula (II), R^8 is preferably an alkyl group having 1-10 carbon atoms or a group having the formula $--AO R^9$, wherein A is a divalent straight or branched chain alkylene or oxyalkylene moiety having 2-8 carbon atoms, and R^9 is a straight or branched alkyl moiety having 1-8 carbon atoms. The preferred alpha-cyanoacrylate monomers used in this invention are 2-octyl cyanoacrylate, dodecyl cyanoacrylate, 2-ethylhexyl cyanoacrylate, butyl cyanoacrylate, methyl cyanoacrylate, 3-methoxybutyl cyanoacrylate, 2-butoxyethyl cyanoacrylate, 2-isopropoxyethyl cyanoacrylate, or 1-methoxy-2-propyl cyanoacrylate, or a combination thereof.

[0063] Various applicators disclosed in the present invention may be used to apply adhesive materials to different substrates. Suitable substrates include, but are not limited to, living tissues, plastics, metals, wood, ceramics, fabrics, paper and the like. In preferred embodiments, the adhesive materials that are packaged in various applicators may be used as tissue adhesives for wound closure or as microbial sealant to prevent surgical site infection. For example, they can be used for closing surgical incisions, dressing traumatically lacerated tissues, dressing burns, covering superficial or skin surface wounds, and applying onto surgical incision site before surgery to provide in situ and post-surgery inhabitation of surgical site infections.

[0064] The adhesive materials that may be packaged in various applicators of the present invention may be bioabsorbable. The term "bioabsorbable" refers to polymers or medical devices that are able to completely degraded, eroded, and/or gradually absorbed or eliminated by the body when such polymers or medical devices are exposed to body fluid such as blood. The bioabsorbable adhesives can be used in many different applications including but not limited to general wound closure, endoscopic surgery, cardiac surgery,

hernia surgery, arthroscopic surgery. Bioabsorbable adhesives are preferably based on cyanoacrylates. In embodiments of the present invention, a bioabsorbable adhesive composition is composed of alkoxyalkyl cyanoacrylate and polyethylene glycol. Said bioabsorbable adhesive compositions can also consist of the mixture of alkyl cyanoacrylate, alkoxyalkyl cyanoacrylate and polyethylene glycol. A preferred alkoxyalkyl cyanoacrylate is methoxyisopropyl cyanoacrylate. Other bioabsorbable adhesives may include copolymers of alkyl cyanoacrylate or alkoxyalkyl cyanoacrylate with other biocompatible monomers such as trimethylene carbonate, alkylene glycol, glycolide, lactide, ϵ -caprolactone, and dioxane.

[0065] In preferred embodiments of the present invention, the cyanoacrylate monomers can be prepared according to methods known in the art. Reference is made, for example, to U.S. Pat. Nos. 2,721,858 and 3,254,111, each of which is hereby incorporated by reference in its entirety. One such process includes, for example, reacting a cyanoacetate with formaldehyde in the presence of a basic condensation catalyst at an elevated temperature to produce a low molecular weight polymer. A de-polymerization (or cracking) step is followed under high temperature and high vacuum in the presence of acidic and anionic inhibitors, yielding a crude monomer that can be distilled under high temperature and high vacuum in the presence of radical and acidic inhibitors.

[0066] Various applicators disclosed herein are compatible with irradiation sterilization techniques such as electron beam sterilization, gamma sterilization, and/or X-ray sterilization. The preferred containers for cyanoacrylate adhesives are made of acrylonitrile copolymers or multi-layer sheet materials with acrylonitrile copolymer as the inner layer to contact cyanoacrylate adhesives. Such materials are irradiation stable under the maximum dosage of e-beam, gamma, and X-ray sterilization. The exceptional barrier properties offered by acrylonitrile copolymer make it an ideal inner layer material for use in construction of package bodies, in accordance with the present invention, to sterilize adhesive compositions using irradiation sterilization techniques. The inner layer of acrylonitrile copolymer provides high barrier properties which ensure the stability of the liquid adhesive compositions stored

therein. Acrylonitrile copolymer offers a high barrier to oxygen at all levels of relative humidity. This ensures that a consistently high barrier to oxygen is maintained, regardless of the humidity of the surrounding environment. In addition, the water vapor barrier properties of acrylonitrile copolymer are comparable to other plastic packaging materials and are ultimately enhanced by the outer layer secured thereto in accordance with the present invention. All of the properties of acrylonitrile copolymer enable it to be a suitable material as the package body for sterilizing cyanoacrylates via irradiation sterilization technique.

[0067] The dose of irradiation applied should be sufficient enough to sterilize both the applicator and the adhesive inside. In embodiments, the e-beam irradiation can be in a suitable dosage of from about 5 to 50 kGy, preferably from about 10 to about 30 kGy, and more preferably from about 12 to about 25 kGy. The dose of X-ray applied to the adhesive stored in said applicators is in the range of 5 kGy to 40 kGy, preferably in the range of about 5 kGy to 30 kGy, more preferably about 5 kGy to 25 kGy. Gamma irradiation for the adhesives packaged in the preferred applicators can be in a suitable dosage of from about 5 to 50 kGy, preferably about 5 to about 40 kGy, and more preferably from about 5 to 25 kGy.

[0068] The adhesive stored in various applicators in the present invention is not cured and polymerized upon e-beam, gamma, or X-ray sterilization. In more preferred embodiments, the adhesive materials provide a stable shelf life for use in the medical field. For example, the adhesive in said applicators after irradiation sterilization may provide a shelf life of at least 12 months, more preferably at least 24 months. The shelf life stability of liquid adhesive compositions in various said applicators sterilized by different irradiation sterilization techniques may be evaluated by an accelerated aging study at 80 °C. The study was performed in an oven at 80 °C for a period of 13 days. Based on ASTM F19802, 13 days accelerated aging at 80 °C correlates to 2 years of shelf life at ambient temperatures, and 1 day of accelerated aging at 80 °C is equal to 56 days at ambient temperature.

[0069] In order to reduce the bioburden, the cyanoacrylate adhesive compositions stored in various applicators disclosed herein may be filtered through a 0.2 µm filter prior to

different irradiation sterilizations. The preferred applicators with the secondary packaging may also be sterilized with heat and/or ethylene oxide prior to the final irradiation.

[0070] A sterility assurance level (SAL) should be obtained at a minimum of 10^{-3} , which means that the probability of a single unit being non-sterile after sterilization is 1 in 1000. In more preferred embodiments, the sterility assurance level may be at least 10^{-6} . The sterility of the cyanoacrylate adhesives packaged in various applicators after irradiation sterilization may be analyzed by Bacteriostasis and Fungistasis tests. After testing with challenging microorganisms such as *Bacillus subtilis*, *Candida albicans*, and *Aspergillus niger*, no growth of the microorganisms for the cyanoacrylate adhesive in said applicators after irradiation sterilization indicates the sterility of the cyanoacrylate adhesive.

[0071] The cyanoacrylate monomers may be stabilized by using a combination of free radical and anionic stabilizers before storing into the various applicators of the present invention. Suitable free radical stabilizers include without limitation; butylated hydroxy anisole (BHA); hydroquinone; catechol; hydroquinone monomethyl ether and hindered phenols such as butylated hydroxyanisole; 4-ethoxyphenol; butylated hydroxytoluene (BHT, 2,6-di-tert-butyl butylphenol), 4-methoxyphenol (MP); 3-methoxyphenol; 2-tert-butyl-4-methoxyphenol; and 2,2-methylene-bis-(4-methyl-6-tert-butylphenol). The stabilizers may be present in an amount of 200 ppm to 15000 ppm, preferably 1000 ppm to 10000 ppm, and more preferably 2000 ppm to 8000 ppm.

[0072] Suitable anionic stabilizers for adhesives stored in said various applicators may include, but are not limited to, perchloric acid, hydrochloric acid, hydrobromic acid, sulfur dioxide, toluenesulfonic acid, fluorosulfonic acid, phosphoric acid, ortho, meta, or para-phosphoric acid, trichloroacetic acid, and sulfuric acid. The anionic stabilizer may be present in an amount of about 2 ppm to about 500 ppm, preferably about 10 ppm to about 200 ppm.

[0073] In embodiments, the cyanoacrylate adhesive in various applicators may further contain small amounts of colorants such as dyes or pigments. Suitable dyes include derivatives of anthracene and other complex structures, specifically, without limitation, 1-

hydroxy-4-[4-methylphenylamino]-9,10 anthracenedione (D&C violet No. 2); 9-(ocarboxyphenyl)-6-hydroxy-2,4,5,7-tetraiodo-3H-xanthen-3-one- , disodium salt, monohydrate (FD&C Red No. 3); disodium salt of 6-hydroxy-5-[(4-sulfophenyl)axo]-2-naphthalene-sulfonic acid (FD&C Yellow No. 6.); 2-(1,3dihydro-3-oxo-5-sulfo-2H-indole-2-ylidene)-2,3-dihydro-3-oxo-1H-indole-5 sulfonic acid disodium salt (FD&C Blue No. 2); and 1,4-bis(4methylanilino)anthracene-9,10-dione (D&C Green No. 6). The preferred dyes are D&C Violet No. 2, FD&C Blue No. 2, and D&C Green No. 6.

[0074] A polymerization accelerator may be included in the cyanoacrylate adhesive materials stored in various applicators disclosed herein. Suitable polymerization accelerators may include, but are not limited to, calixarenes and oxacalixarenes, silacrowns, crownethers, cyclodextrin and its derivatives, polyethers, aliphatic alcohol, various aliphatic carboxylic acid esters, benzoyl peroxide, amine compounds such as are triethyl amine, diethyl amine, butyl amine, isopropyl amine, tributyl amine, N,N,-dimethyl aniline, N,N-diethyl aniline, N,N-dimethyl-p-toluidine, N,N-dimethyl-m-toluidine, N,Ndimethyl-o-toluidine, dimethyl benzyl amine, pyridine, picoline, vinyl pyridine, ethanolamine, propanolamine and ethylene diamine, quaternary ammonium salts such as alkyl ammonium salts, amide-bonded ammonium salts, ester-bonded ammonium salts, ether-bonded ammonium salts and alkylimidazolium salts, cyclosulfur compounds and derivatives, and polyalkylene oxides and derivatives.

[0075] In embodiments of the present invention, the cyanoacrylate adhesive compositions in various applicators disclosed herein may optionally comprise an antimicrobial agent in an effective amount. The antimicrobial agent is released from the polymer film of the adhesives formed on human or animal skins to inhibit microbial growth and prevent wound or surgical site infections. Suitable antimicrobial agents include, but are not limited to, antibacterial agents such as chlorhexidine and its salts, typical antibiotics, copolymers of vinylpyrrolidone and vinyl acetate, antiseptics, the iodine containing polymer such as povidone iodine, biguanidine compounds, phenol compounds such as 5-chloro-2-(2,4-dichlorophenoxy)phenol, acridine compounds, quaternary ammonium compounds such as

benzalkonium chloride, cetylpridospores and zephiran, copolymers of vinylpyrrolidone and vinyl acetate cross-linked with polyisocyanates, heavy metal salts such as silver nitrate, and aldehyde compounds such as glutaraldehyde.

[0076] The cyanoacrylate adhesive in various applicators disclosed herein may optionally contain thickening agents. Suitable thickening agents include, but are not limited to, polycaprolactone, copolymers of alkylacrylate and vinyl acetate, polyalkyl methacrylates, polyalkyl acrylates, lactic-glycolic acid copolymers, lactic acid-caprolactone copolymers, polyorthoesters, copolymers of alkyl methacrylates and butadiene, polyoxalates, and triblock copolymers of polyoxypropylene flanked by two hydrophilic chains of polyoxyethylene. Preferred thickening agents include a partial polymer of cyanoacrylate as disclosed in U.S. patent application Pub. No. 2009/0318583, and triblock copolymers of polyoxyalkylene as disclosed in U.S. patent application Pub. No. 2009/0317353. Preferably the thickening agent is miscible in cyanoacrylate monomer compositions at room temperature.

[0077] The cyanoacrylate adhesive in various applicators in the present invention may optionally include at least one plasticizing agent that imparts flexibility to the polymer formed from the monomer. The plasticizing agent preferably does not contain any moisture and should not adversely affect the stability of said cyanoacrylate compositions. Examples of suitable plasticizers include, but are not limited to, tributyl citrate (TBC), acetyl tributyl citrate (ATBC), dimethyl sebacate, diethylsebacate, triethyl phosphate, tri(2-ethyl-hexyl)phosphate, tri(p-cresyl) phosphate, diisodecyl adipate (DIDA), glyceryl triacetate, glyceryl tributyrates, dioctyl adipate (DICA), isopropyl myristate, butyl stearate, lauric acid, trioctyl trimellitate, dioctyl glutarate (DICG) and mixtures thereof. Tributyl citrate, diisodecyl adipate and acetyl tributyl citrate are preferred plasticizers, which when present are in an amount of up to thirty percent (30%) by weight of the liquid adhesive composition. The amount to be used can be determined by one of ordinary skills in the art, using known techniques without undue experimentation.

[0078] The cyanoacrylate adhesive packaged in said applicator may also optionally include preservatives. A preservative may be paraben such as alkyl parabens and salts thereof, ethylparaben, methylparaben, methylparaben sodium, propylparaben sodium, propylparaben, butylparaben, and the like. Other suitable preservatives include hydroquinone, pyrocatechol, resorcinol, 4-n-hexyl resorcinol, benzoic acid, benzyl alcohol, chlorobutanol, dehydroacetic acid, o-phenylphenol, phenol, phenylethyl alcohol, potassium benzoate, potassium sorbate, sodium benzoate, sodium dehydroacetate, sodium propionate, sorbic acid, thimerosal, thymol, cresols, phenylmercuric compounds such as phenylmercuric borate, and phenylmercuric nitrate.

CLAIMS

What is claimed is:

1. An applicator device for storing and dispensing an adhesive material comprising:

a container for an adhesive material that is movable within the applicator wherein the container comprises a frangible seal for containing the adhesive material; and

a body portion comprising: a porous applicator tip, a cutting portion to break the frangible seal thus allowing flow of the adhesive towards the porous applicator tip, and a flexible portion for controlling the flow rate of the adhesive.
2. The applicator according to claim 1, wherein the adhesive or sealant materials comprises a polymerizable cyanoacrylate monomer.
3. The applicator according to claim 1, wherein the container is made of acrylonitrile copolymer or multi-layer sheet material with acrylonitrile copolymer as the inner layer.
4. The applicator according to claim 3, wherein adhesive in the applicator has been sterilized by electron beam, gamma, and/or X-ray sterilization.
5. The applicator according to claim 4, wherein the adhesive in the applicator provides a long-term shelf life of at least 12 months after irradiation sterilization.
6. An applicator device for storing and dispensing an adhesive material:
 - a) an applicator body comprising a grasping portion and an open end that is connected to the applicator tip,
 - b) a container for an adhesive material that is movable relative to the applicator body, wherein the container comprises a frangible seal;
 - c) a cutting device that is affixed to the applicator body to break the frangible seal of the container when the container is moved in contact with the cutting device;

d) an applicator tip equipped with a screw or snap-fit cap to tightly connect to the applicator body for preventing leak of the adhesive during activation of the applicator; and

e) a container mount, onto which the container is attached.

7. The applicator according to claim 6, wherein the container is made of acrylonitrile copolymer or multi-layer sheet material with acrylonitrile copolymer as the inner layer.

8. The applicator according to claim 6, wherein the adhesive in the applicator has been sterilized by electron beam, gamma, and/or X-ray sterilization.

9. The applicator according to claim 8, wherein the adhesive in the applicator provides a long-term shelf life of at least 12 months after irradiation sterilization.

10. The applicator according to claim 6, wherein the applicator tip is at least one of a fibrous swab, a sponge, a foam tip, and a brush, and the applicator tip comprises at least one of rubber and plastic.

11. The applicator according to claim 6, wherein the adhesive or sealant materials comprises a polymerizable cyanoacrylate monomer.

12. An applicator device for storing and dispensing an adhesive, the applicator comprising:

a) an applicator body comprising an air space reducer, a container comprising a frangible lid for sealing the applicator body, and a grasping portion for controlling the flow rate of the adhesive; and

b) an applicator tip selected from the group consisting of: a fibrous swab, a sponge swab, foam, and a brush; and

c) an applicator cap to seal the applicator tip.

13. The applicator according to claim 12, wherein the applicator is activated by twisting

off the applicator cap from the applicator tip.

14. The applicator according to claim 12, wherein grasping portion of the applicator is made of semi-rigid materials which include, but are not limited to, rubber, thermoplastics, thermosets, polyethylene, and polyesters.
15. The applicator according to claim 12, wherein the adhesive or sealant material comprises a polymerizable cyanoacrylate monomer.
16. The applicator according to claim 12, wherein the container is made of acrylonitrile copolymer or multi-layer sheet material with acrylonitrile copolymer as the inner layer.
17. The applicator according to claim 12, wherein the adhesive in the applicator has been sterilized by electron beam, gamma, and/or X-ray sterilization.
18. The applicator according to claim 12, wherein the adhesive in the applicator provides a long-term shelf life of at least 12 months after irradiation sterilization.
19. The applicator according to claim 1 further comprising a finger stopper.

1/5

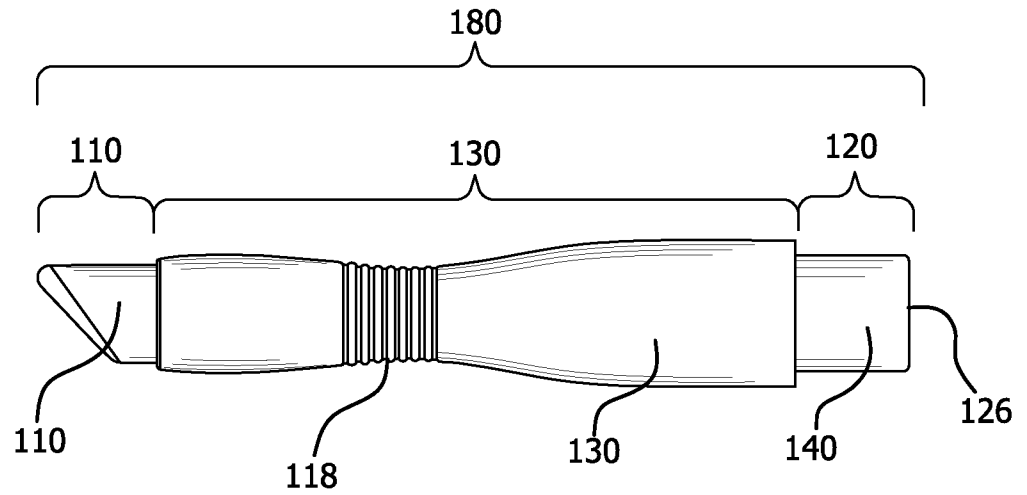


FIG. 1

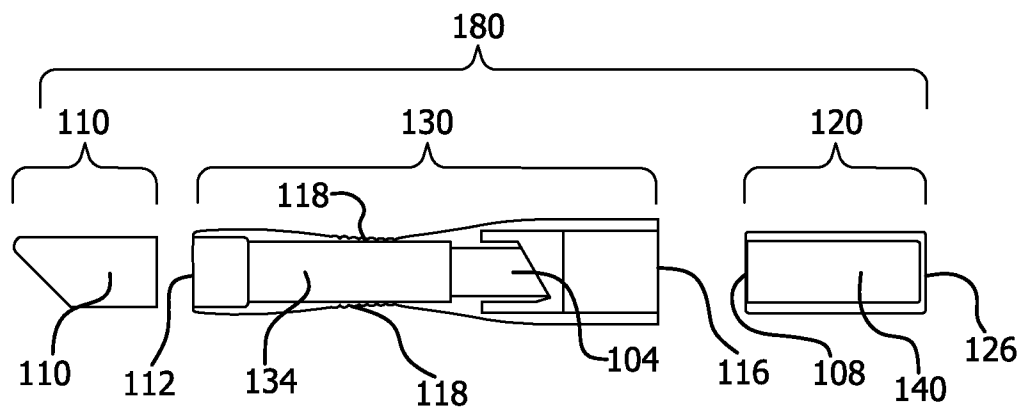


FIG. 2

2/5

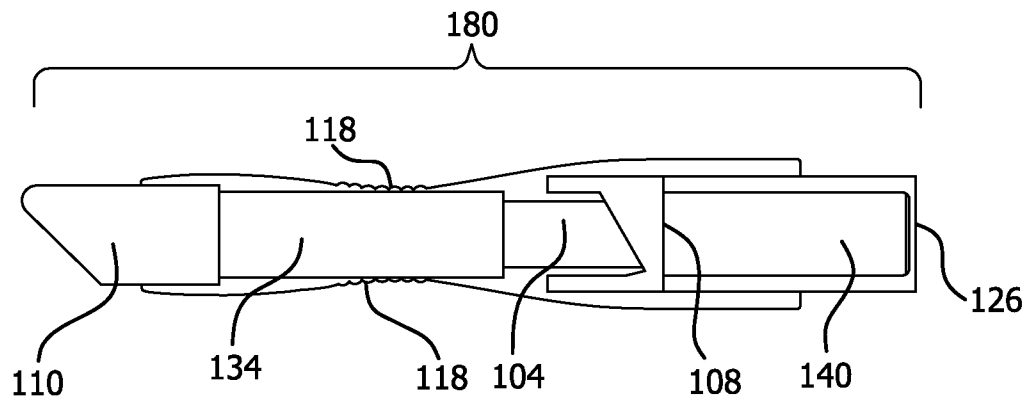


FIG. 3

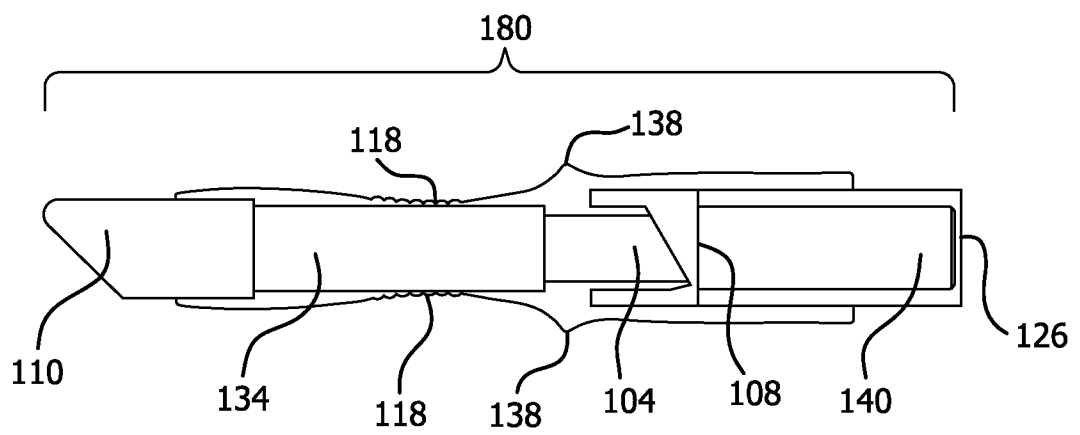


FIG. 4

3/5

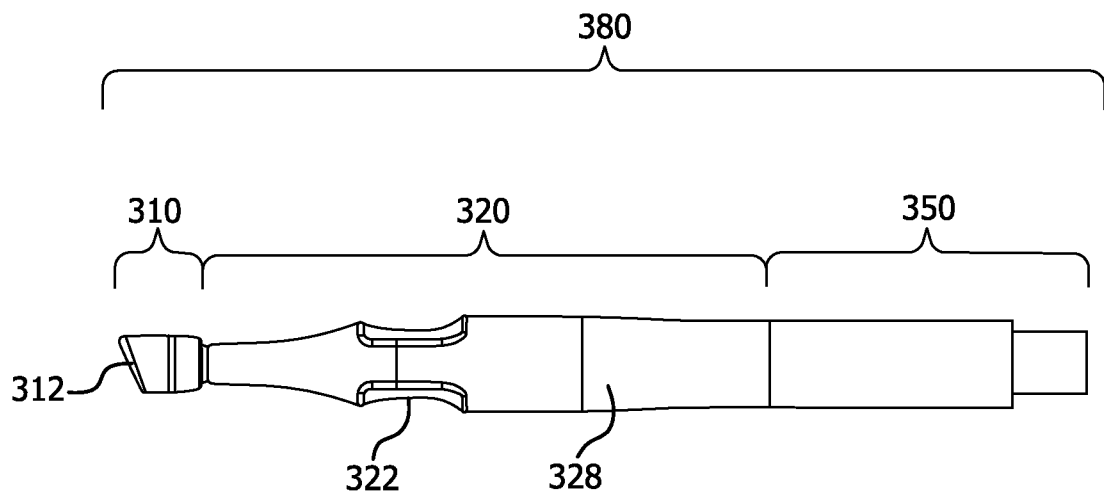


FIG. 5

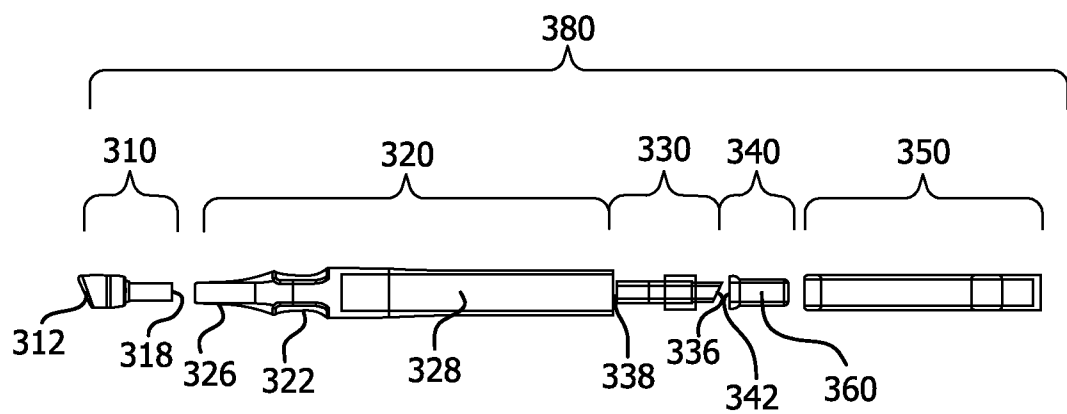


FIG. 6

4/5

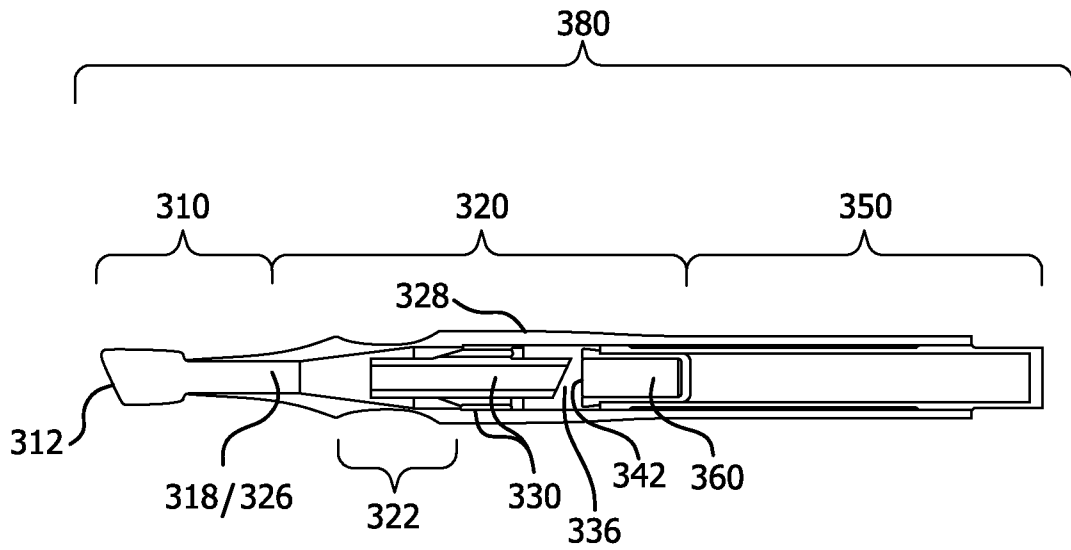


FIG. 7

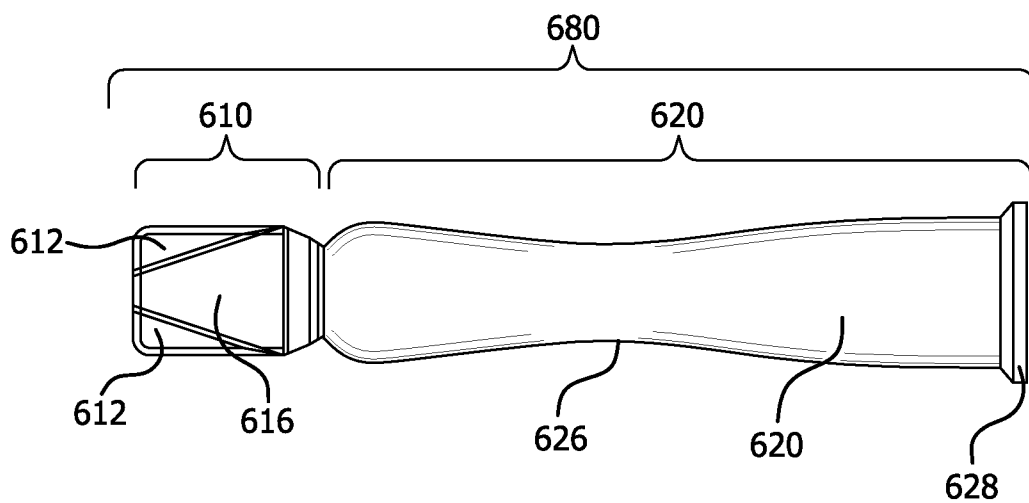


FIG. 8

5/5

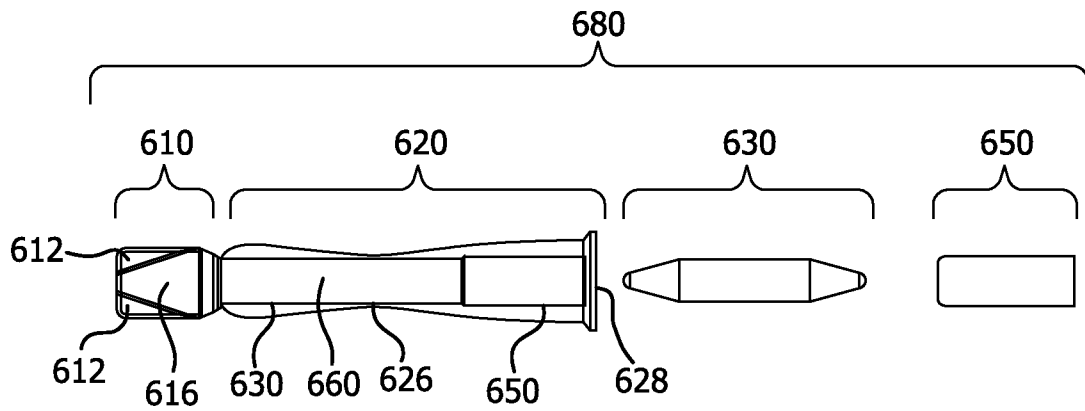


FIG. 9

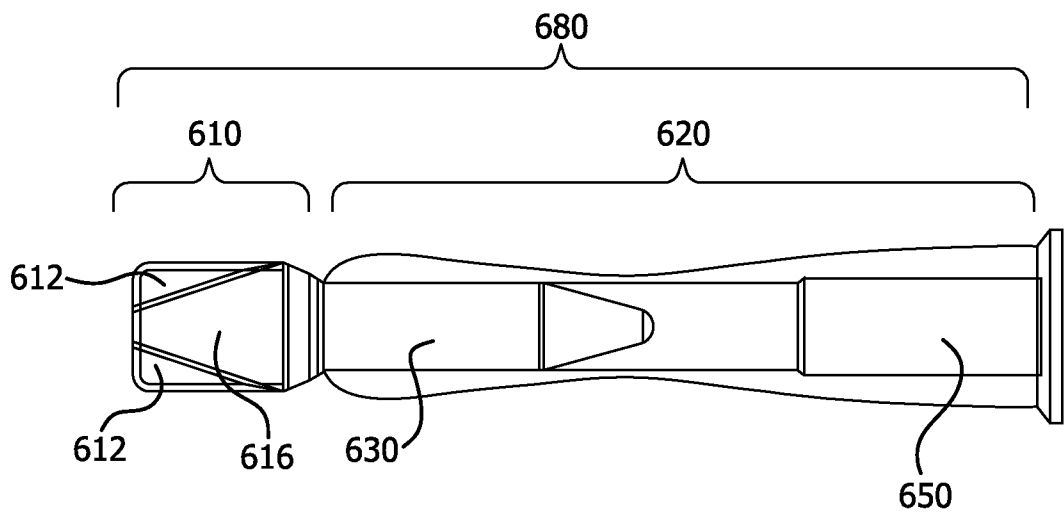


FIG. 10

INTERNATIONAL SEARCH REPORT

International application No

PCT/US2011/051762

A. CLASSIFICATION OF SUBJECT MATTER
 INV. A61B17/00
 ADD.

According to International Patent Classification (IPC) or to both national classification and IPC

B. FIELDS SEARCHED

Minimum documentation searched (classification system followed by classification symbols)
 A61B

Documentation searched other than minimum documentation to the extent that such documents are included in the fields searched

Electronic data base consulted during the international search (name of data base and, where practical, search terms used)

EPO-Internal

C. DOCUMENTS CONSIDERED TO BE RELEVANT

Category*	Citation of document, with indication, where appropriate, of the relevant passages	Relevant to claim No.
X	EP 1 445 032 A2 (CLOSURE MEDICAL CORP [US] ETHICON INC [US]) 11 August 2004 (2004-08-11) cited in the application paragraph [0033] - paragraph [0034]; figures 1-4 paragraph [0034] paragraph [0090] - paragraph [0092] -----	1-19
X	DE 203 14 688 U1 (TRANSCOJECT GMBH [DE]) 20 November 2003 (2003-11-20) page 8, line 4 - page 10, line 10; figures 1a,1b,1c -----	1,3-9
A	US 2002/151873 A1 (MOORE MARK [US]) 17 October 2002 (2002-10-17) the whole document -----	1-19



Further documents are listed in the continuation of Box C.



See patent family annex.

* Special categories of cited documents :

"A" document defining the general state of the art which is not considered to be of particular relevance
 "E" earlier document but published on or after the international filing date
 "L" document which may throw doubts on priority claim(s) or which is cited to establish the publication date of another citation or other special reason (as specified)
 "O" document referring to an oral disclosure, use, exhibition or other means
 "P" document published prior to the international filing date but later than the priority date claimed

"T" later document published after the international filing date or priority date and not in conflict with the application but cited to understand the principle or theory underlying the invention
 "X" document of particular relevance; the claimed invention cannot be considered novel or cannot be considered to involve an inventive step when the document is taken alone
 "Y" document of particular relevance; the claimed invention cannot be considered to involve an inventive step when the document is combined with one or more other such documents, such combination being obvious to a person skilled in the art.
 "&" document member of the same patent family

Date of the actual completion of the international search

18 November 2011

Date of mailing of the international search report

30/11/2011

Name and mailing address of the ISA/

European Patent Office, P.B. 5818 Patentlaan 2
 NL - 2280 HV Rijswijk
 Tel. (+31-70) 340-2040,
 Fax: (+31-70) 340-3016

Authorized officer

Strazdauskas, Gedas

INTERNATIONAL SEARCH REPORT

Information on patent family members

International application No

PCT/US2011/051762

Patent document cited in search report	Publication date	Patent family member(s)	Publication date
EP 1445032	A2	11-08-2004	CA 2457248 A1 07-08-2004
			EP 1445032 A2 11-08-2004
			JP 4772285 B2 14-09-2011
			JP 2004337837 A 02-12-2004
			US 2008058863 A1 06-03-2008

DE 20314688	U1	20-11-2003	NONE

US 2002151873	A1	17-10-2002	NONE
