



US00D474379S

(12) **United States Design Patent** (10) **Patent No.:** **US D474,379 S**
Nelson et al. (45) **Date of Patent:** **** May 13, 2003**

(54) **HOT DOG ROASTING STICK**

Primary Examiner—Mitchell Siegel

(74) *Attorney, Agent, or Firm*—Brian J. Coyne

(76) Inventors: **Clifford D. Nelson**, 394 Roe Rd.,
Winlock, WA (US) 98596; **Jonathon E.**
Flatt, 176 McAndrews Rd., Winlock,
WA (US) 98596

(**) Term: **14 Years**

(21) Appl. No.: **29/160,281**

(22) Filed: **May 8, 2002**

(51) **LOC (7) Cl.** **07-06**

(52) **U.S. Cl.** **D7/683**

(58) **Field of Search** D7/683-697; 30/123,
30/129, 142, 322-323; 99/339, 419, 421 A,
421 HV, 441; 294/50, 55.5, 61, 5, 26

(56) **References Cited**

U.S. PATENT DOCUMENTS

818,869	A	4/1906	Calvert	
2,066,185	A	12/1936	Miller	
2,127,947	A	8/1938	Weiss	
2,425,799	A	8/1947	Hamilton	
2,486,496	A	11/1949	Romazon	
2,491,594	A	12/1949	Williams	
2,535,548	A	12/1950	Porter	
2,642,796	A	6/1953	Bore	
3,433,151	A	3/1969	Farran	
4,212,235	A	7/1980	Snyder	
4,517,885	A	* 5/1985	Thompson	99/421 HV
D361,698	S	* 8/1995	Stark	D7/683
5,497,697	A	3/1996	Promny	
5,603,543	A	2/1997	Ratte	
5,628,244	A	5/1997	Holliday	
D395,988	S	* 7/1998	Badour	D7/683

* cited by examiner

(57) **CLAIM**

We claim, the ornamental design for a hot dog roasting stick, as shown and described.

DESCRIPTION

An elongated, hollow tube carries a handle at a first end and a cage at a second, opposite end. The cage includes a fixed jaw and a rotatable jaw attached to the fixed jaw by hinges. Means is provided for opening and closing the cage by moving the rotatable jaw away from and toward the fixed jaw, respectively. Said means includes a rod that extends through the tube from the handle end to the cage end where it is attached to the movable jaw by a radially-directed link. A user rotates the rod via manual manipulation of a lever attached to the rod near the handle end of the rod. The tube is ornamented with spiral coils would about the tube. In use, the cage is opened; a hot dog is placed inside the cage; the cage is closed; then the stick is grasped and held by the handle such that the cage is positioned over an open fire in order to roast the hot dog.

FIG. 1 is a top plan view of our hot dog roasting stick; FIG. 2 is a left side elevational view; FIG. 3 is a right side elevational view; FIG. 4 is a bottom plan view; FIG. 5 is a handle end view; FIG. 6 is a cage end view; and, FIG. 7 is a left side elevational view showing the cage of our hot dog roasting stick in open position.

1 Claim, 6 Drawing Sheets



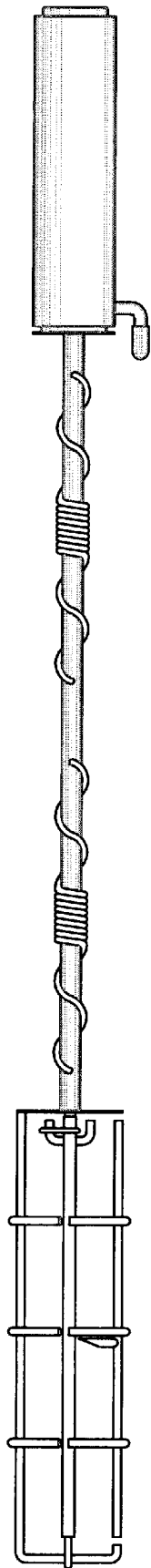


FIG. 1

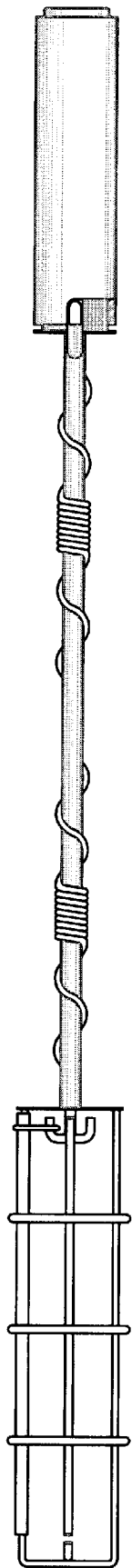


FIG. 2

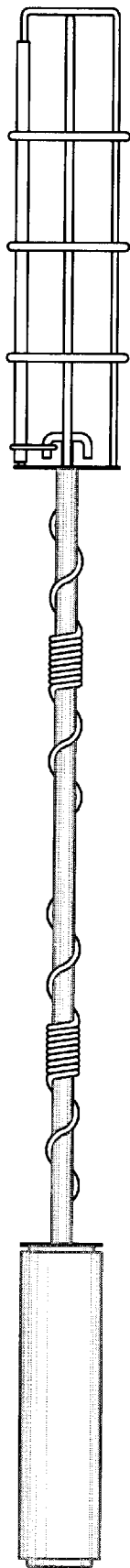


FIG. 3

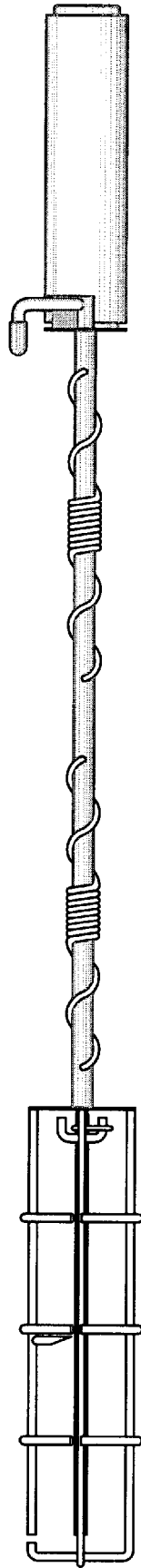


FIG. 4

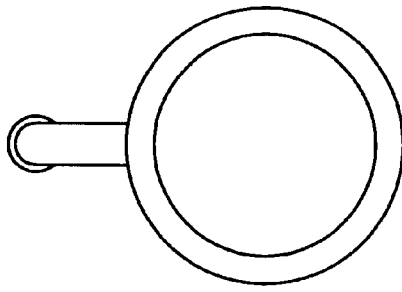


FIG. 5




FIG. 6

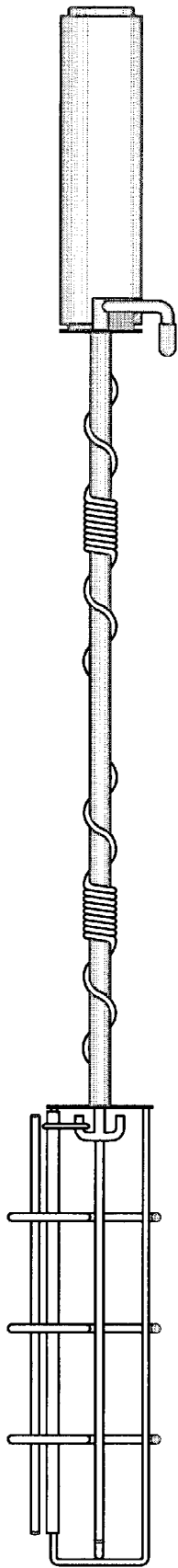


FIG. 7