

April 1, 1952

D. GRANDITER

2,590,959

COMBINED WRITING DESK AND TABLE

Filed Oct. 9, 1947

2 SHEETS—SHEET 1

Fig. 1.

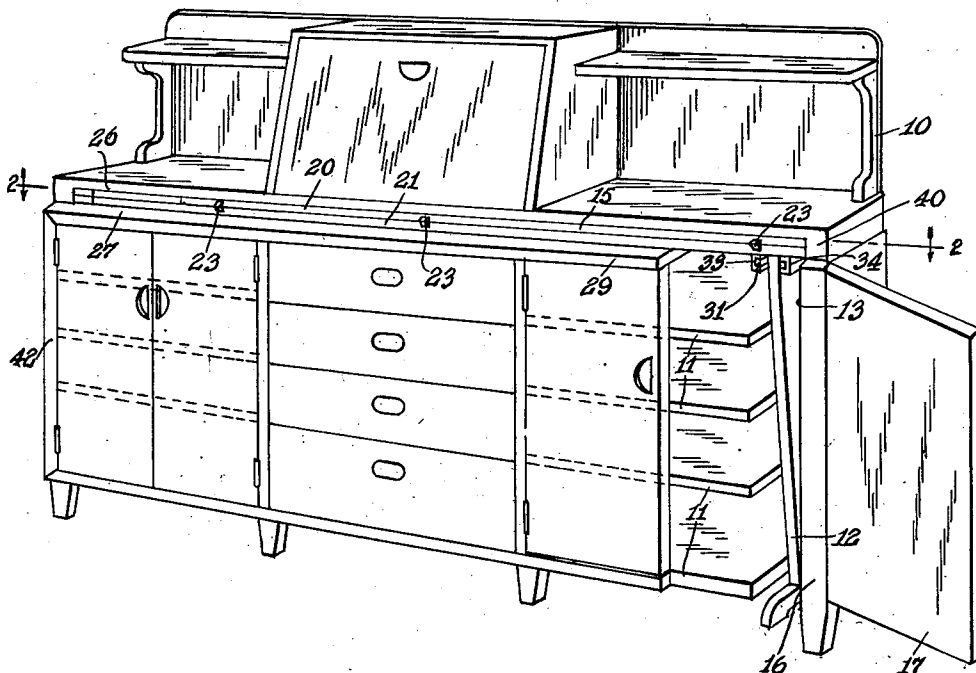
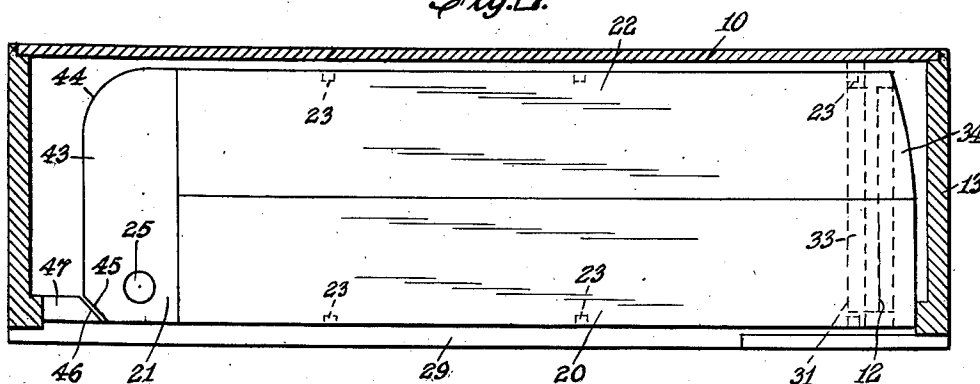


Fig. 2.



INVENTOR.
DAVID GRANDITER
BY *Peter G. Boesen*

ATTORNEY

April 1, 1952

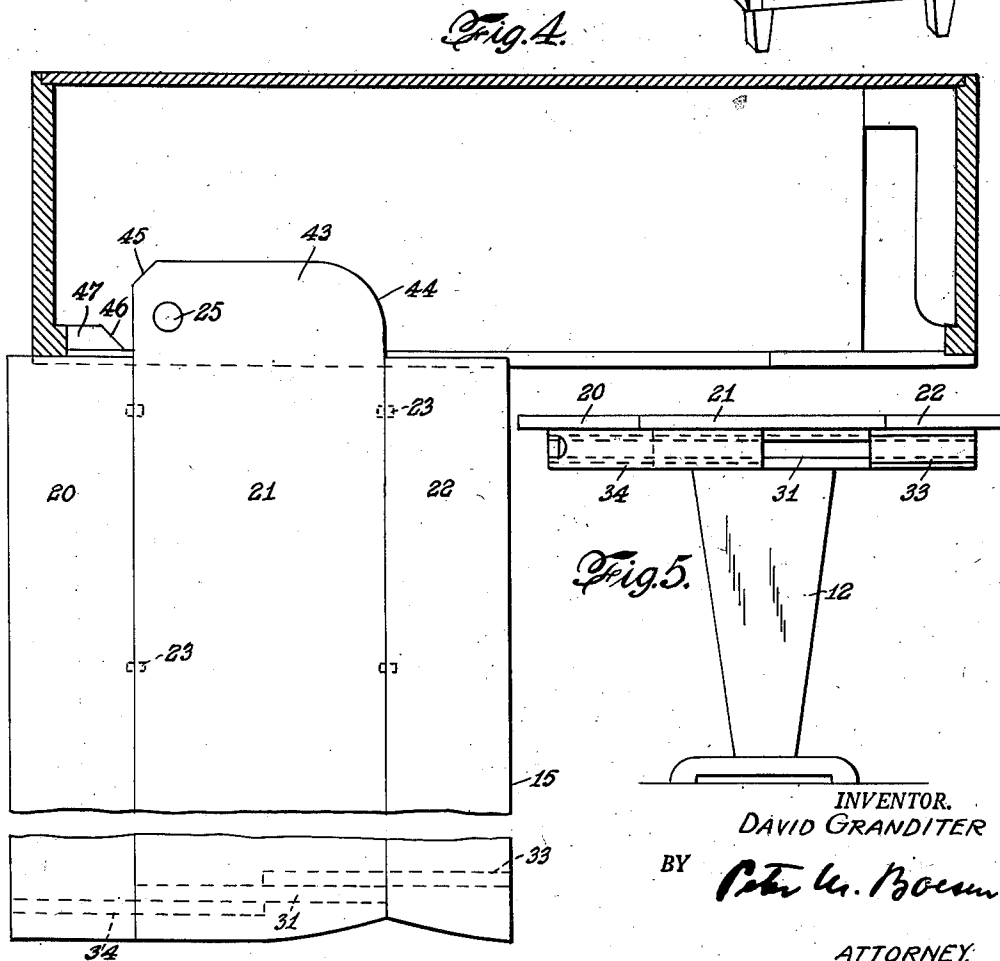
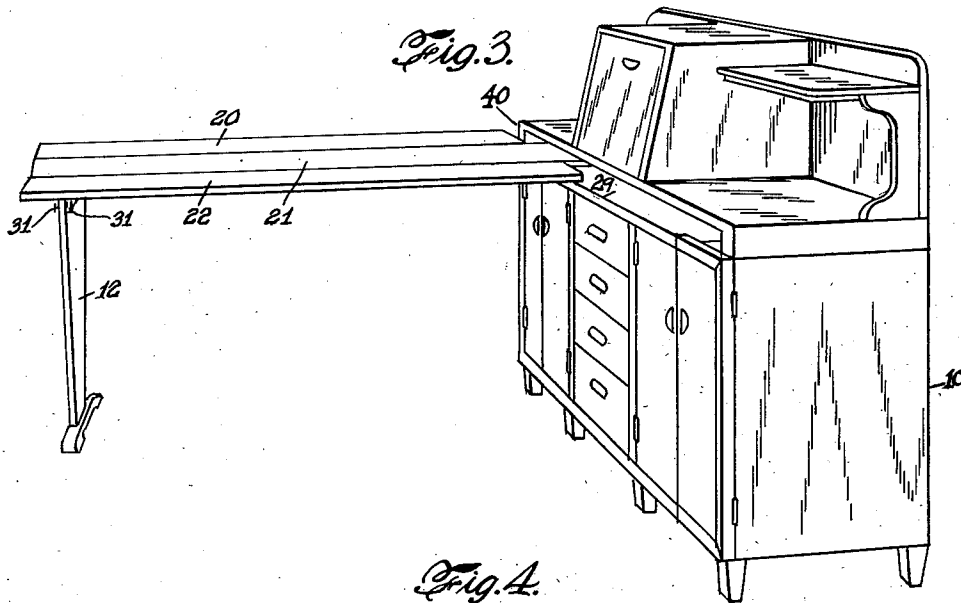
D. GRANDITER

2,590,959

COMBINED WRITING DESK AND TABLE

Filed Oct. 9, 1947

2 SHEETS—SHEET 2



INVENTOR.
DAVID GRANDITER

BY *Peter W. Boesman*

ATTORNEY.

UNITED STATES PATENT OFFICE

2,590,959

COMBINED WRITING DESK AND TABLE

David Granditer, New York, N. Y.

Application October 9, 1947, Serial No. 778,807

1 Claim. (Cl. 312—300)

1

This invention relates to a new and useful improvement in a dining-living room table and desk cabinet. It has for its object to combine the use of a living room credenza or buffet, writing desk and dining table, as well as a cabinet with bookshelves, drawers and cupboards to hold various articles needed in a living room or dining room. These many purposes served by the cabinet combined in one piece of furniture, will fulfill a need to occupants of small apartments where space is limited and dining and desk space is unavailable. It will be especially useful to small families and professional people who need, besides dining space, desk space and large table surface for professional work or writing.

The usefulness and practicability of this functional piece of furniture is marked by its simplicity of operation as it requires no taking apart or setting up. The entire operation consists of opening a small door on the side of the cabinet and swinging out a table as large as the ordinary dining table.

With the above and other objects in view, this invention consists of the novel features of construction, combination and arrangement of parts, hereinafter fully described, claimed and illustrated in the accompanying drawings forming part of this application, and in which similar characters of reference indicate corresponding parts in all views, and in which:

Figure 1 is a front elevational view in perspective of my invention, showing a buffet, writing desk and dining table, the latter being folded upon itself and substantially concealed within said buffet and desk.

Figure 2 is a plan view taken on the line 2—2 in Figure 1, and partly in section.

Figure 3 is a somewhat perspective side elevational view of the combined buffet writing desk and table, the latter being swung out into position ready for use.

Figure 4 is an exploded top plan view, partly in section, showing the table surface with parts broken off.

Figure 5 is an end elevational view of said table.

Referring more particularly to the drawings, the numeral 10 indicates a cabinet and writing desk having the usual drawers, shelves and a door; a surface or support 26 for said cabinet serves the purpose of a writing desk; said surface 26 has integral therewith depending flanges 40 which rest on the top surface 27 of the buffet 42, leaving between said surfaces 26 and 27 a space sufficiently large to receive therebetween the leaves of a table 15, when said leaves are folded together, as will be hereinafter further described.

2

In the buffet at one end thereof the shelves 11 have, however been shortened in order to permit the leg 12 of the table 15, to be inserted into the space 13 formed between said shortened shelves, and the wall 16 at one end of said buffet; a door 17 hinged to said wall 16 is adapted to entirely enclose the shelves 11, the leg 12, and the space 13, thereby forming an appearance of this end of the buffet similar to the other end thereof.

The table 15 comprises three table-top sections 20, 21 and 22, of which sections 20 and 22 are hinged to and adapted to fold upon the section 21; the hinges connecting two of said sections being shown at 23 in Figure 1, where all three sections are folded upon each other, but only one outer section 20 and the main or center section 21 can be seen, as said sections are disposed in the space formed between the surfaces 26 and 27.

The table top section 21 terminates at one end in an elongated portion 43 formed with a curvature 44, upon one side thereof, and having a cut off portion 45 adapted to form a close connection with the slanting surface 46 of the part, or inserted piece 47 when the table sections are folded upon each other and positioned between the surfaces 26 and 27, as shown in Figure 1.

The section 21 is at one corner thereof pivotally connected between said surfaces, as shown at 25. The surface 27 of the buffet 42 is extending a small distance in front or forward of the upper surface 26 as shown at 29, so as to provide a small ledge or set-off to support the table sections when these are swung out into an operable or useful position, as may be seen especially in Figure 3.

A leg 12 is fast secured to the center table top section 21 in any suitable manner, and upon each side of said leg, or underneath said table top section, are attached brackets 31, 31; members 33 and 34 are slidably mounted in said bracket, as shown in dotted lines, and adapted to support the table top sections 20 and 22, when these are in an unfolded position.

It is obvious that changes may be made in the form, construction and arrangement of the several parts, as shown, within the scope of the appended claim, without departing from the spirit of the invention, and I do not, therefore, wish to limit myself to the exact construction shown and described herein.

What I claim as new, and desire to secure by Letters Patent of the United States, is:

The combined writing desk, buffet and table having the upper surface of the buffet extending a slight distance in front of the surface of the writing desk, whereby to form a ledge, a table comprising three foldable sections hingedly con-

3

nected, the center section being of a greater length than the two other sections and being supported by said ledge when in an extended position, said center section having one end thereof pivotally mounted between the surfaces of the buffet and the writing desk, an inserted piece having a slanting edge portion upon the inner side thereof and being secured between the surfaces of the buffet and writing desk at one end thereof; the inner end of the center section being upon one side thereof formed with a curvature and upon the other side with a slantingly cutaway portion adapted to register with the slanting edge portion of said inserted piece, when the table sections are folded and withdrawn between the surfaces of the buffet and writing desk, a leg fast on the center section of said table, the top surface of the buffet terminating a short distance from the end of the latter, whereby to form a narrow compartment throughout one end of said buffet, shelves disposed in said compartment and being of a lesser width longitudinally than the latter, leaving a space between said shelves and the end-wall of

4

the buffet adapted to receive the leg of said table, when the latter is in folded and withdrawn position, and a door hinged to the end-wall of the buffet and adapted to close said latter compartment, whereby to give the front of the buffet a uniform appearance.

DAVID GRANDITER.

REFERENCES CITED

The following references are of record in the file of this patent:

UNITED STATES PATENTS

Number	Name	Date
397,073	Everitt	Jan. 29, 1889
531,010	Sigafoos	Dec. 18, 1894
1,583,264	Turner	May 4, 1926
2,210,220	Soisson	Aug. 6, 1940

FOREIGN PATENTS

Number	Country	Date
457,999	Great Britain	Dec. 10, 1936