



US00D596038S

(12) **United States Design Patent**
Lucia et al.

(10) **Patent No.:** **US D596,038 S**
(45) **Date of Patent:** **** Jul. 14, 2009**

(54) **BEVERAGE CONTAINER**

(75) Inventors: **Anthony Lucia**, St-Leonard (CA);
Frank Sicurella, Carignan (CA)
(73) Assignee: **MA Signature Vodka Inc.**, Montreal,
Quebec (CA)

(**) Term: **14 Years**

(21) Appl. No.: **29/323,104**

(22) Filed: **Aug. 18, 2008**

(51) **LOC (9) Cl.** **09-01**

(52) **U.S. Cl.** **D9/545; D9/552; D9/554**

(58) **Field of Classification Search** D9/649,
D9/686, 688, 690-693, 775, 516, 529, 538,
D9/545, 546, 549, 552, 554, 560, 565, 567;
215/379, 381, 382

See application file for complete search history.

(56) **References Cited**

U.S. PATENT DOCUMENTS

- D177,271 S * 3/1956 Nash D9/539
- D257,667 S * 12/1980 Ito D9/567 X
- D332,225 S * 1/1993 Perret D9/516 X
- D333,434 S * 2/1993 Sosenko D9/539
- D370,178 S * 5/1996 Petre et al. D9/552 X
- D379,154 S * 5/1997 Cox D9/552 X
- D427,513 S * 7/2000 Boisset D9/658
- D451,030 S * 11/2001 Trabal D9/554
- D451,403 S * 12/2001 Duboeuf et al. D9/554
- D454,791 S * 3/2002 Trabal D9/554
- D458,144 S * 6/2002 Trabal D9/554
- D481,308 S * 10/2003 Poujol D9/632
- D486,072 S * 2/2004 Potocki et al. D9/573
- D534,432 S * 1/2007 Wallwork D9/552
- D538,671 S * 3/2007 O'Danahue D9/538
- D546,700 S * 7/2007 Bourne D9/549 X
- D549,107 S * 8/2007 Bourne D9/649 X

D585,294 S * 1/2009 Hainaut D9/553

* cited by examiner

Primary Examiner—Carol Rademaker

(74) *Attorney, Agent, or Firm*—Alexandre Abecassis; Fasken
Martineau DuMoulin LLP

(57) **CLAIM**

The ornamental design for a beverage container, as shown and described.

DESCRIPTION

FIG. 1 is a top, front perspective view of a first embodiment of a beverage container showing our new design;

FIG. 2 is a front elevational view thereof, shown at a reduced scale;

FIG. 3 is a rear elevational view thereof;

FIG. 4 is a left side elevational view thereof;

FIG. 5 is a right side elevational view thereof;

FIG. 6 is a top plan view thereof;

FIG. 7 is a top, front perspective view of a second embodiment of a beverage container showing our new design;

FIG. 8 is a front elevational view thereof, shown at a reduced scale;

FIG. 9 is a rear elevational view thereof;

FIG. 10 is a left side elevational view thereof;

FIG. 11 is a right side elevational view thereof; and,

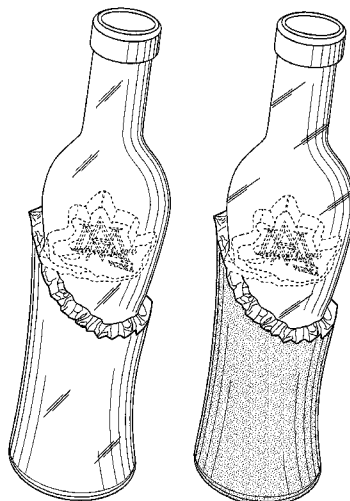
FIG. 12 is a top plan view thereof.

The oblique shade lines shown in drawing FIGS. 1-6 represents a reflective surface.

The stipple shading shown in FIG. 7-12 drawing represents a contrasting textured surface.

The broken lines shown in the drawings are included for the purpose of illustrating environmental structure that forms no part of the claimed design.

1 Claim, 12 Drawing Sheets



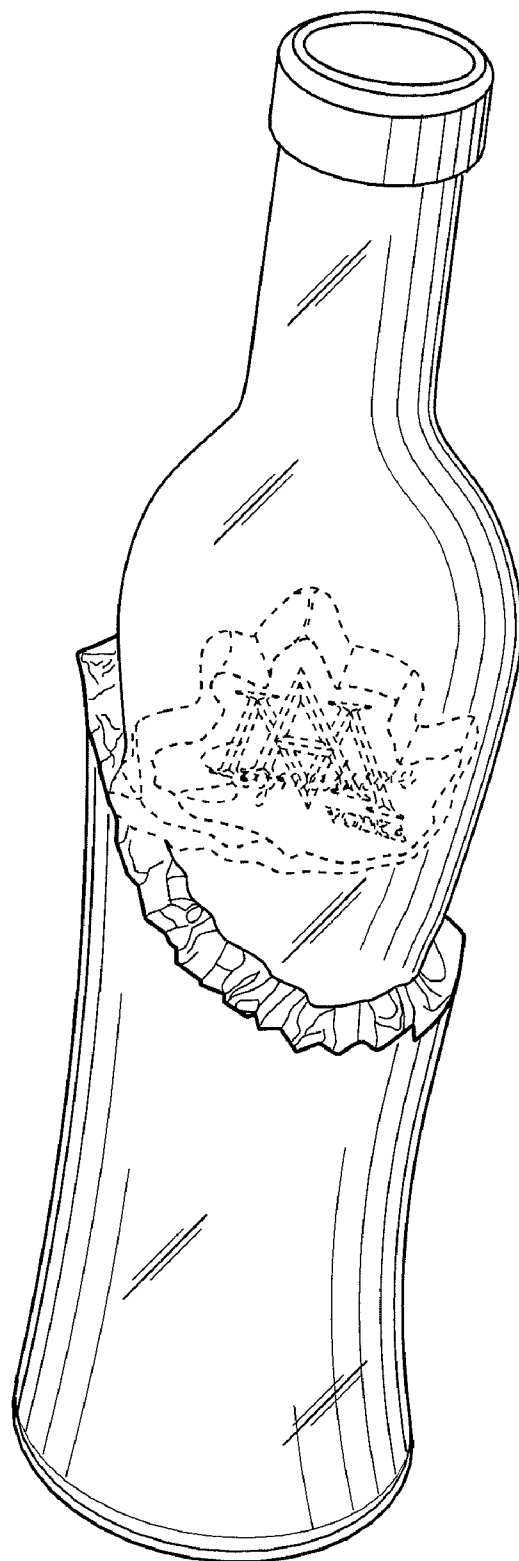


FIG. 1

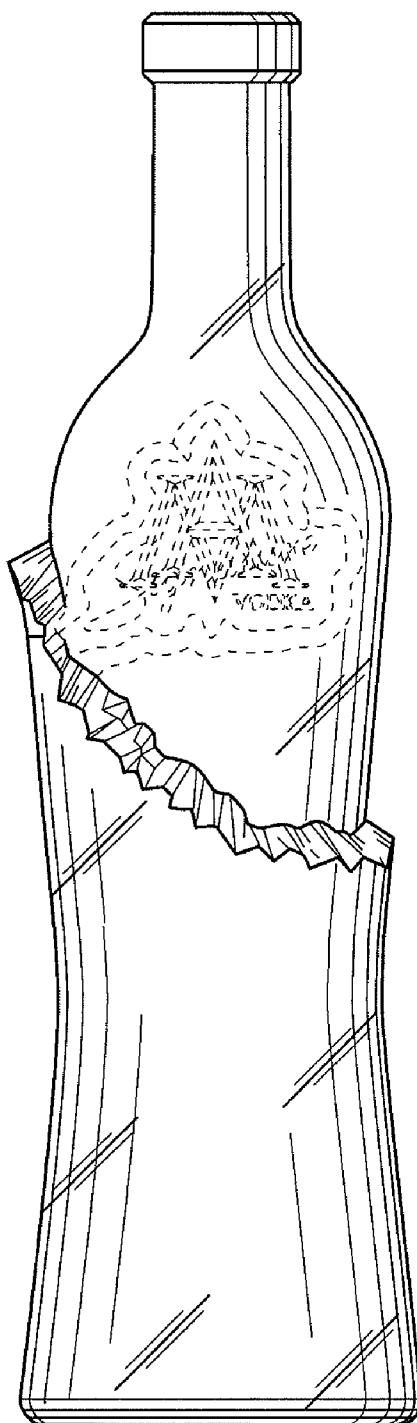


FIG.2

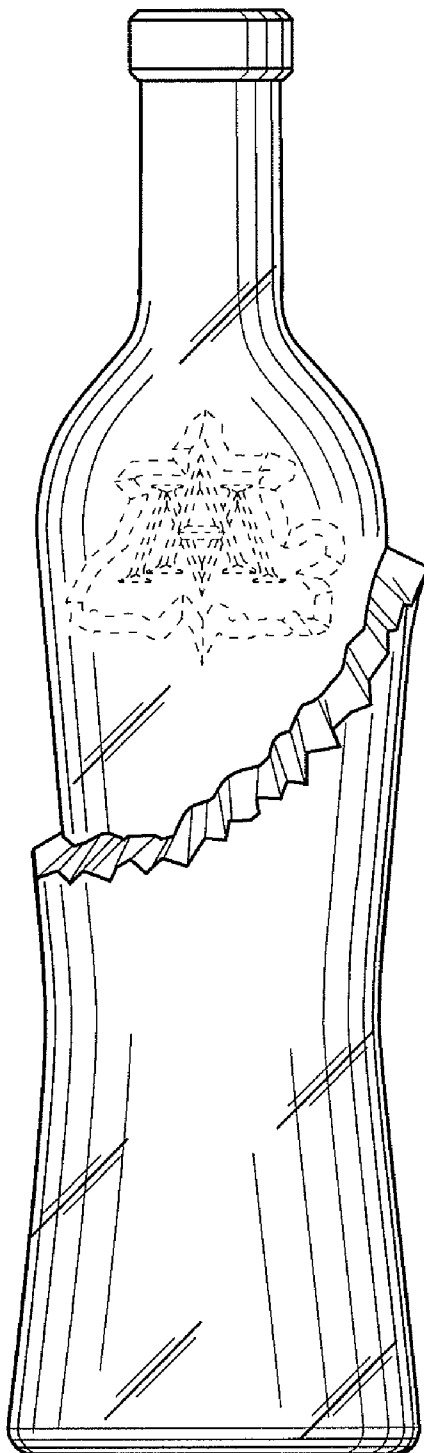


FIG.3




FIG.4

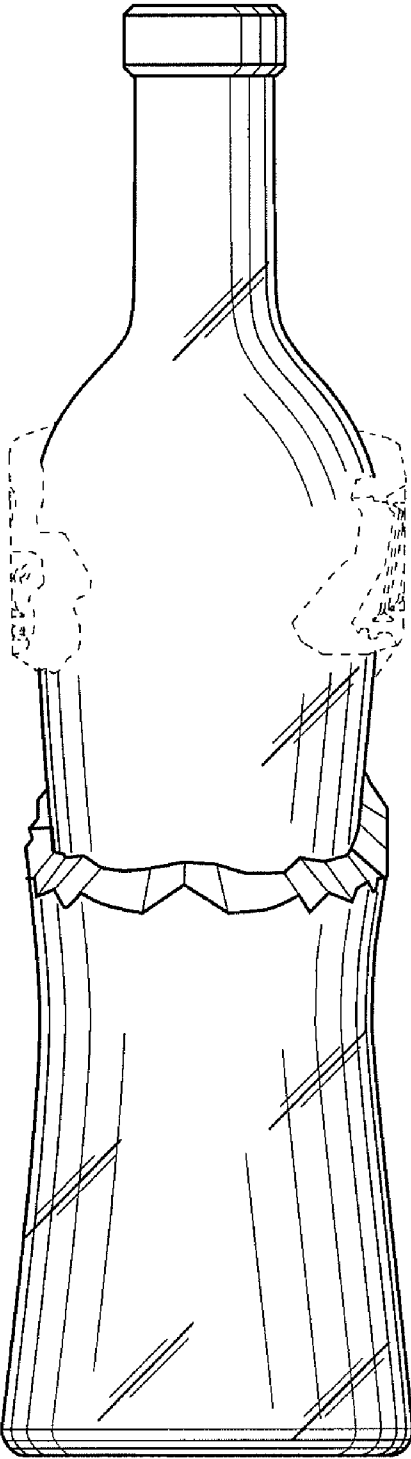


FIG.5

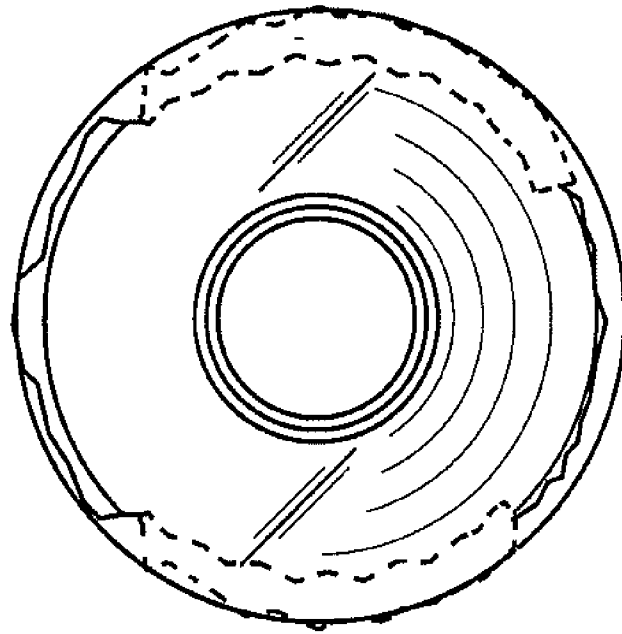


FIG.6

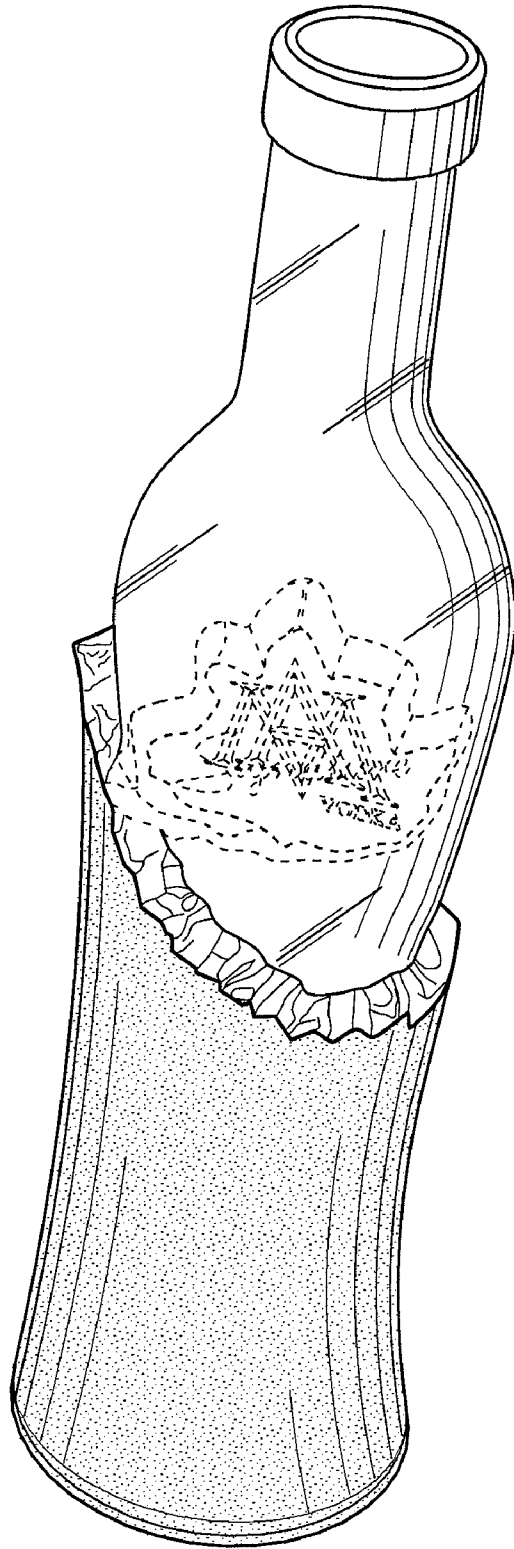


FIG. 7

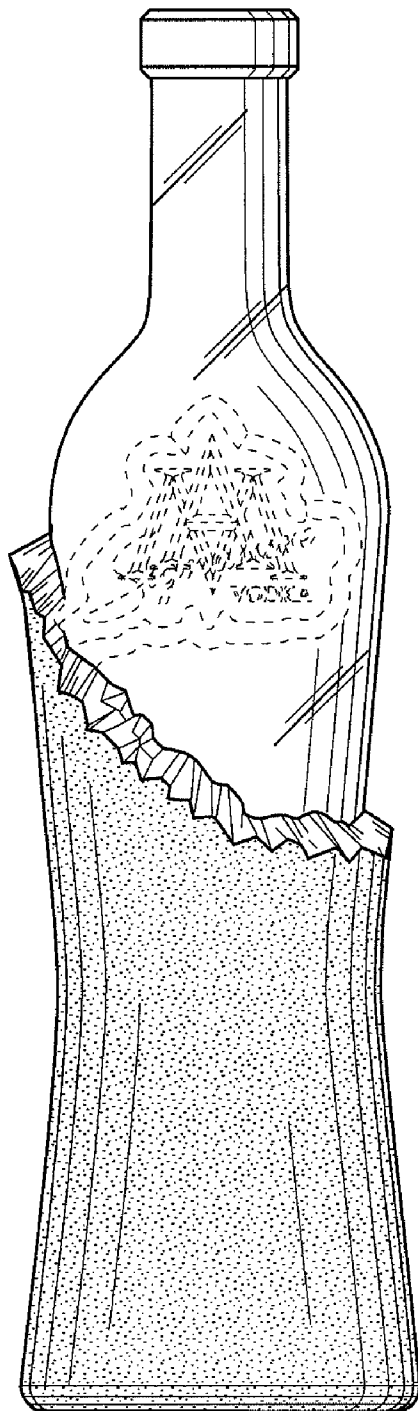


FIG.8

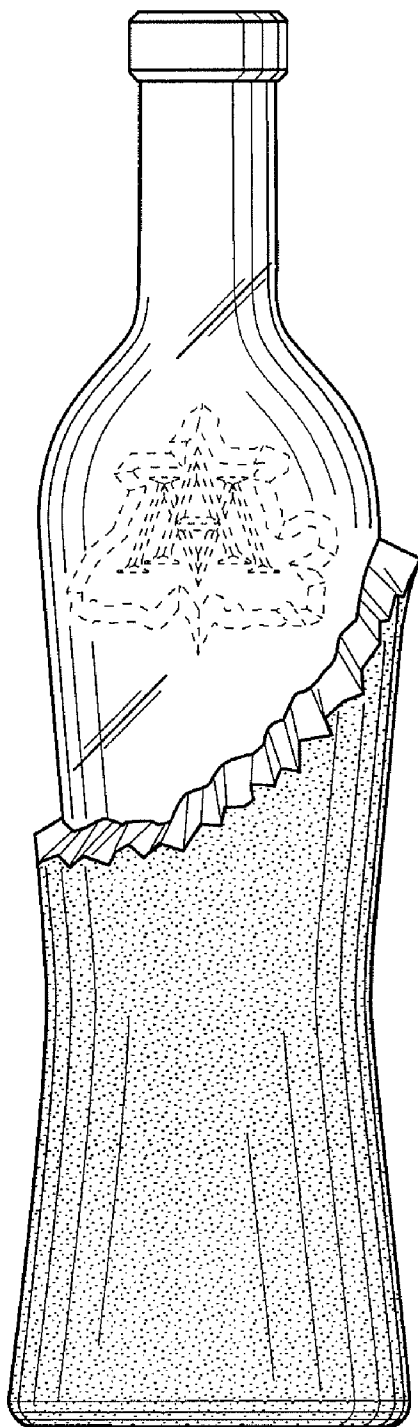


FIG.9

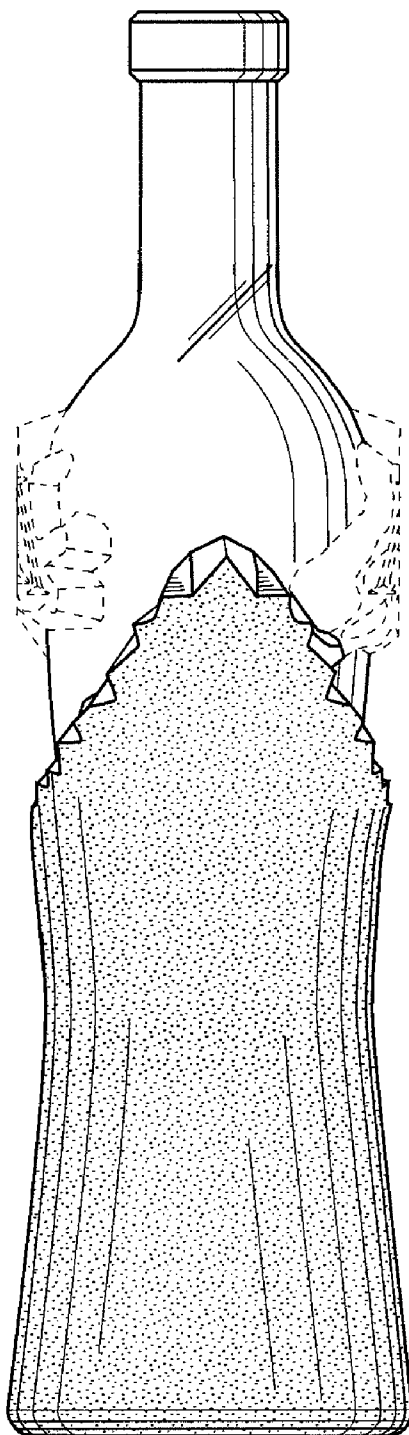


FIG.10

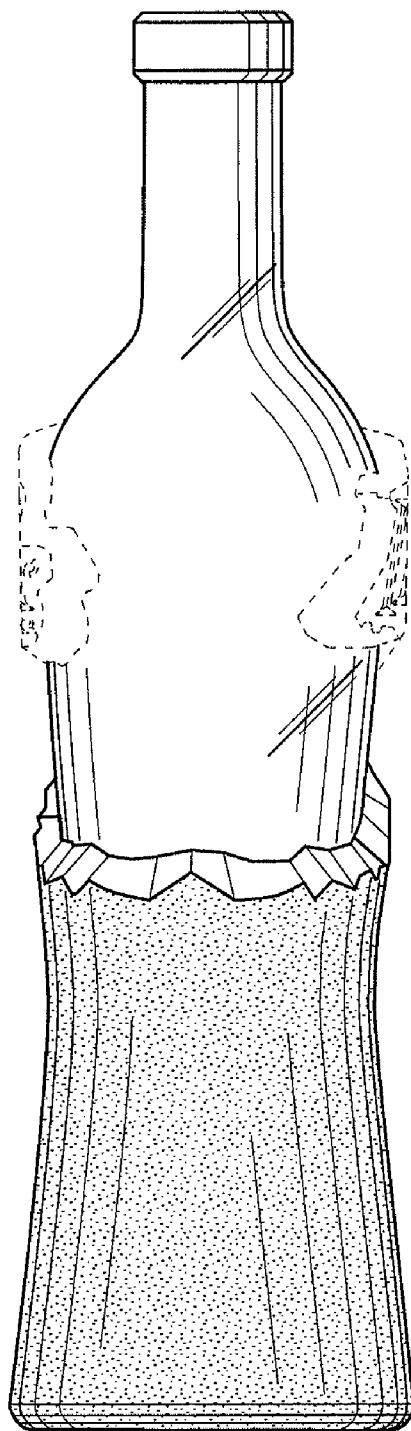


FIG. 11

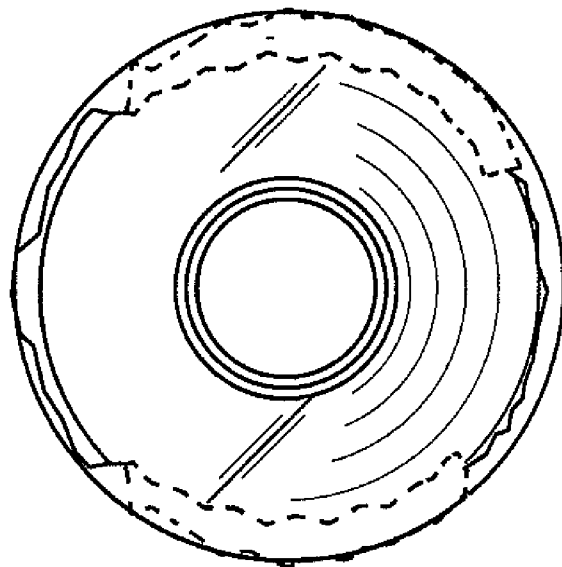


FIG. 12