



US00D657817S

(12) **United States Design Patent**
Mayer et al.

(10) **Patent No.:** US D657,817 S

(45) **Date of Patent:** ** Apr. 17, 2012

(54) **GREETING CARD**

(75) Inventors: **David Mayer**, Bay Village, OH (US);
April Nemeth, Westlake, OH (US);
Gary Nelson, Avon, OH (US); **Allison
Marsh**, Ravenna, OH (US); **Katalina
Speck**, Rocky River, OH (US); **David
Sapp**, Avon Lake, OH (US)

(73) Assignee: **American Greetings Corporation**,
Cleveland, OH (US)

(**) Term: **14 Years**

(21) Appl. No.: **29/404,325**

(22) Filed: **Oct. 19, 2011**

(51) **LOC (9) Cl.** **19-01**

(52) **U.S. Cl.** **D19/1**

(58) **Field of Classification Search** D19/1-12,
D19/20-34, 100; 40/124.01-124.15, 672,
40/661, 617, 599, 331, 359, 360, 673, 455,
40/463, 717, 124.91, 457; 283/2-4, 74, 75,
283/103, 105-106; D20/10, 22, 27, 40, 42;
229/92, 92.1, 92.8, 300-303; D11/131, 117;
206/449, 308.3; 383/103; 248/441.1, 460;
281/15.1, 51; D6/300, 309; 434/311, 317,
434/319

See application file for complete search history.

(56) **References Cited**

U.S. PATENT DOCUMENTS

2,742,287 A * 4/1956 Barker 446/150
4,484,768 A * 11/1984 Norfleet 283/116

5,139,454 A * 8/1992 Earnest 446/150
D432,570 S * 10/2000 Donaldson D19/2
6,523,285 B1 * 2/2003 Gilson et al. 40/124.03
6,848,965 B2 * 2/2005 Wong 446/150
D616,929 S * 6/2010 Krivanek et al. D19/1
7,802,386 B2 * 9/2010 Mandelbaum et al. 40/124.03
D632,330 S * 2/2011 Qiao et al. D19/1

* cited by examiner

Primary Examiner — Caron D Veynar

Assistant Examiner — Abraham Bahta

(74) *Attorney, Agent, or Firm* — Roetzel & Andress


(57) **CLAIM**

The ornamental designs for a greeting card, as shown and described.

DESCRIPTION

FIG. 1 is a perspective view of the greeting card showing our new design, the greeting card shown in a closed position; FIG. 2 is a right side view of the greeting card of FIG. 1, the left side of which is a mirror image thereof. FIG. 3 is a front view of the greeting card of FIG. 1. FIG. 4 is a rear view of the greeting card of FIG. 1. FIG. 5 is a top view of the greeting card of FIG. 1. FIG. 6 is a bottom view of the greeting card of FIG. 1. FIG. 7 is a perspective view of the greeting card of FIG. 1, in an open position. FIG. 8 is a right side view of the greeting card of FIG. 7, the left side of which is a mirror image thereof. FIG. 9 is a top view of the greeting card of FIG. 7. FIG. 10 is a bottom view of the greeting card of FIG. 7. FIG. 11 is a front view of the greeting card of FIG. 7; and, FIG. 12 is a rear view of the greeting card of FIG. 7.

1 Claim, 6 Drawing Sheets



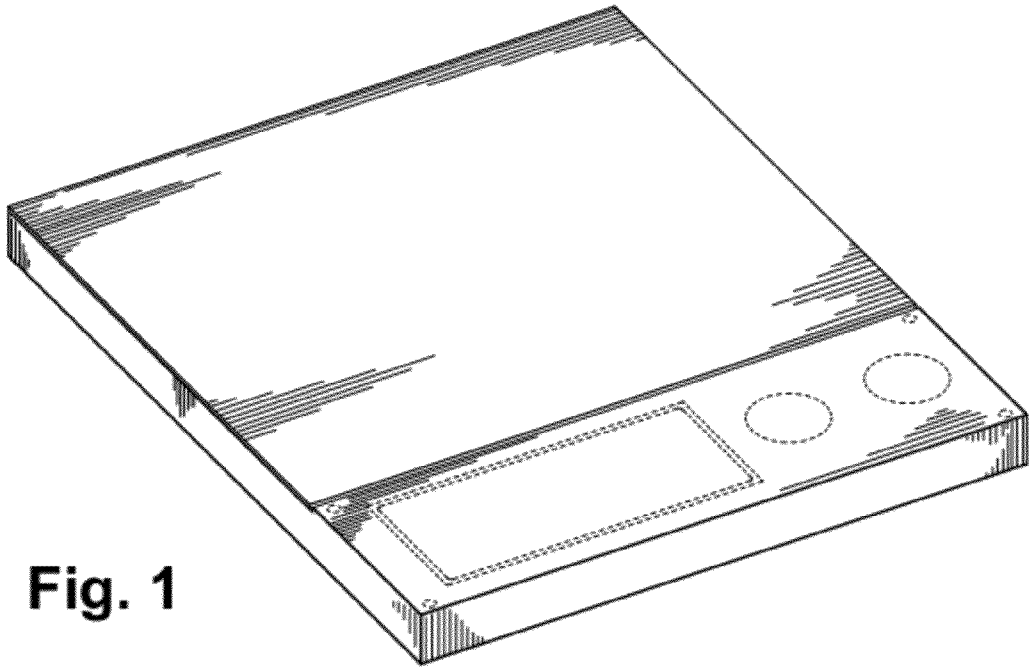


Fig. 1



Fig. 2



Fig. 3




Fig. 4

Fig. 5

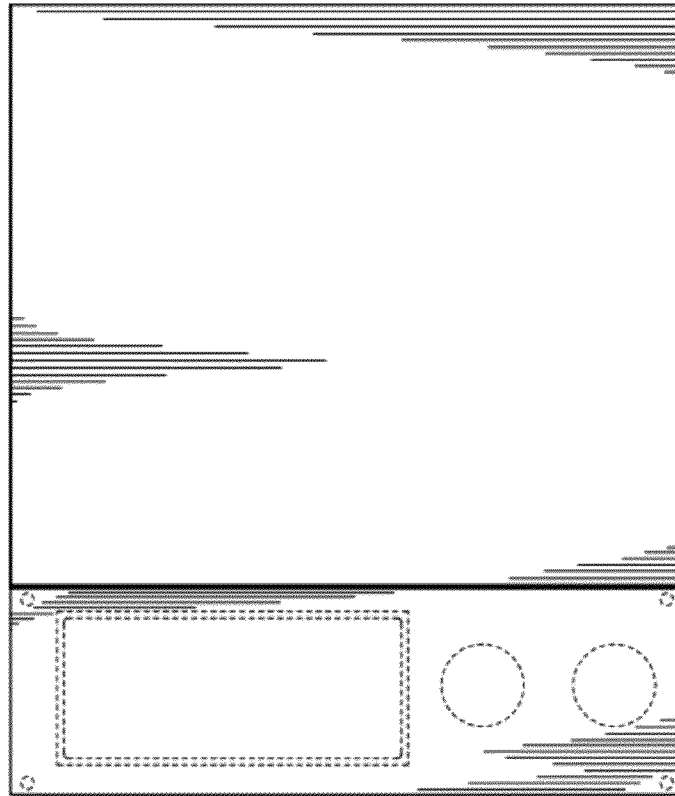
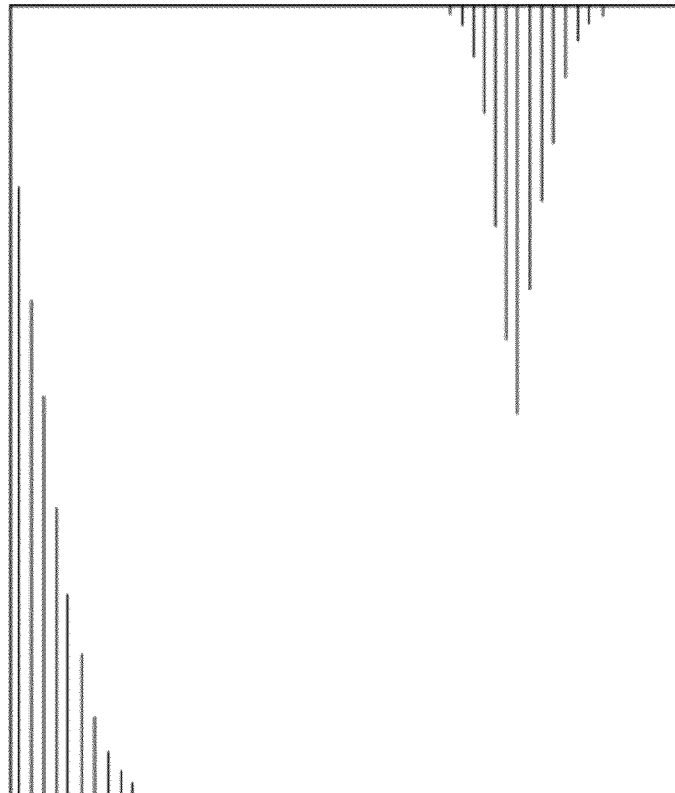


Fig. 6



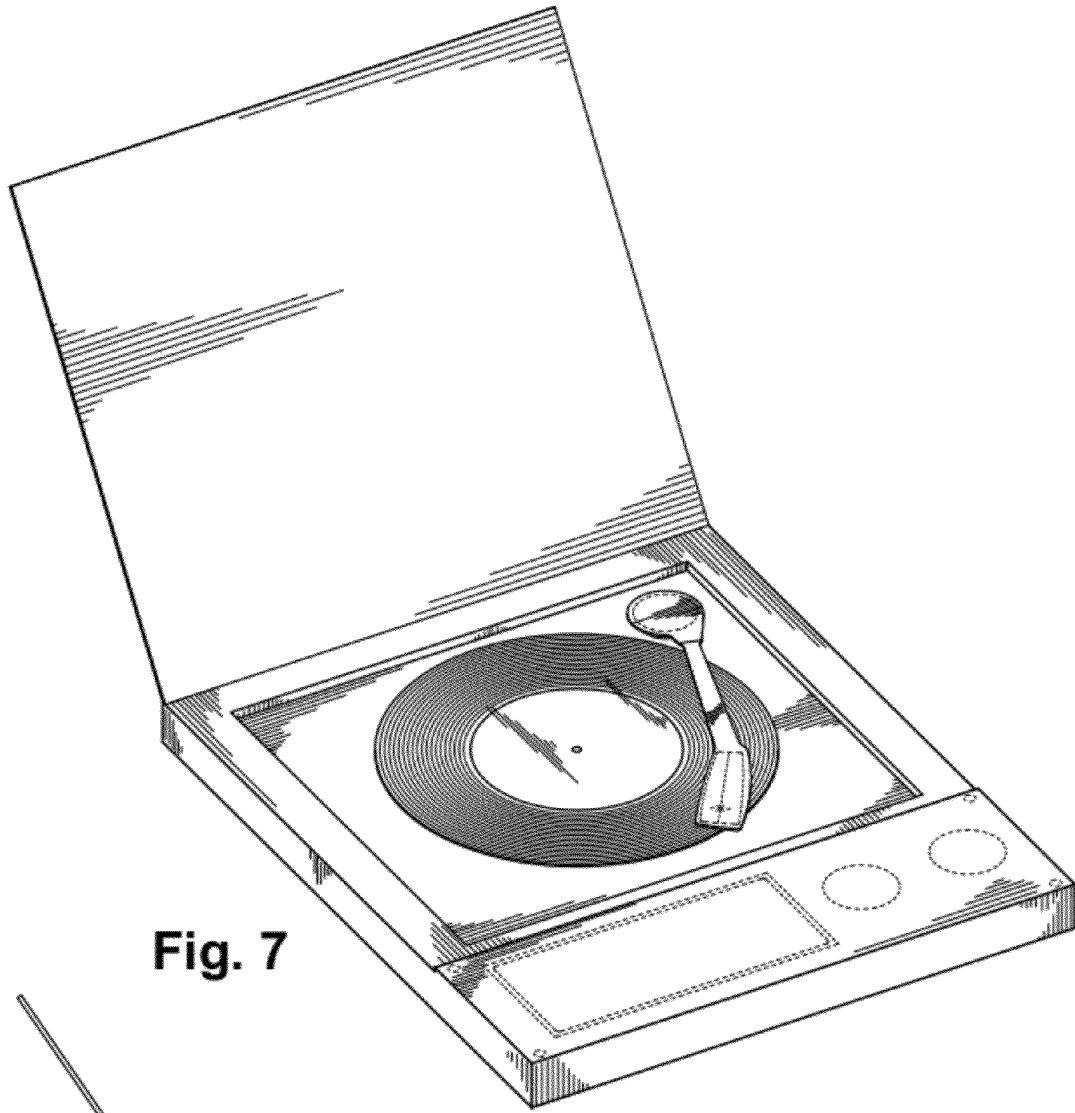


Fig. 7

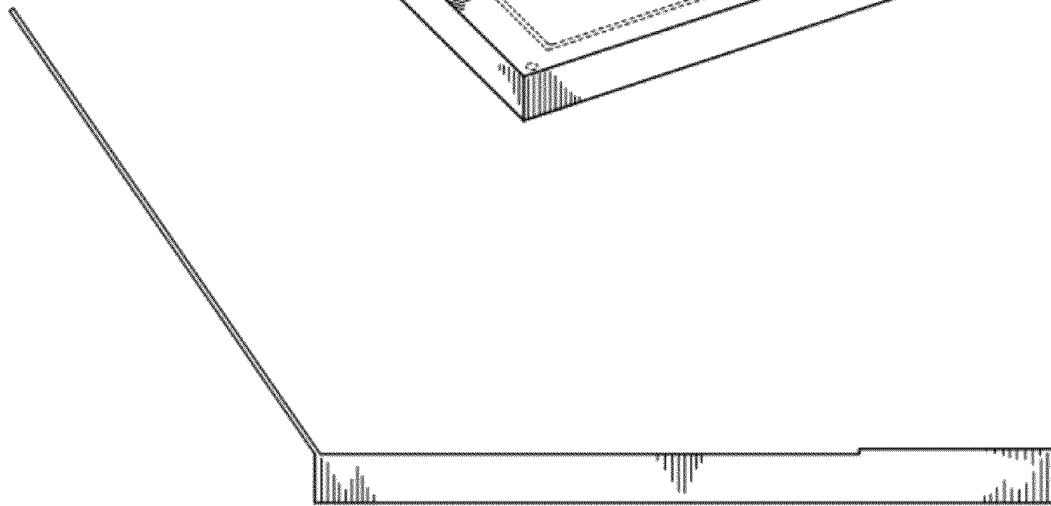


Fig. 8

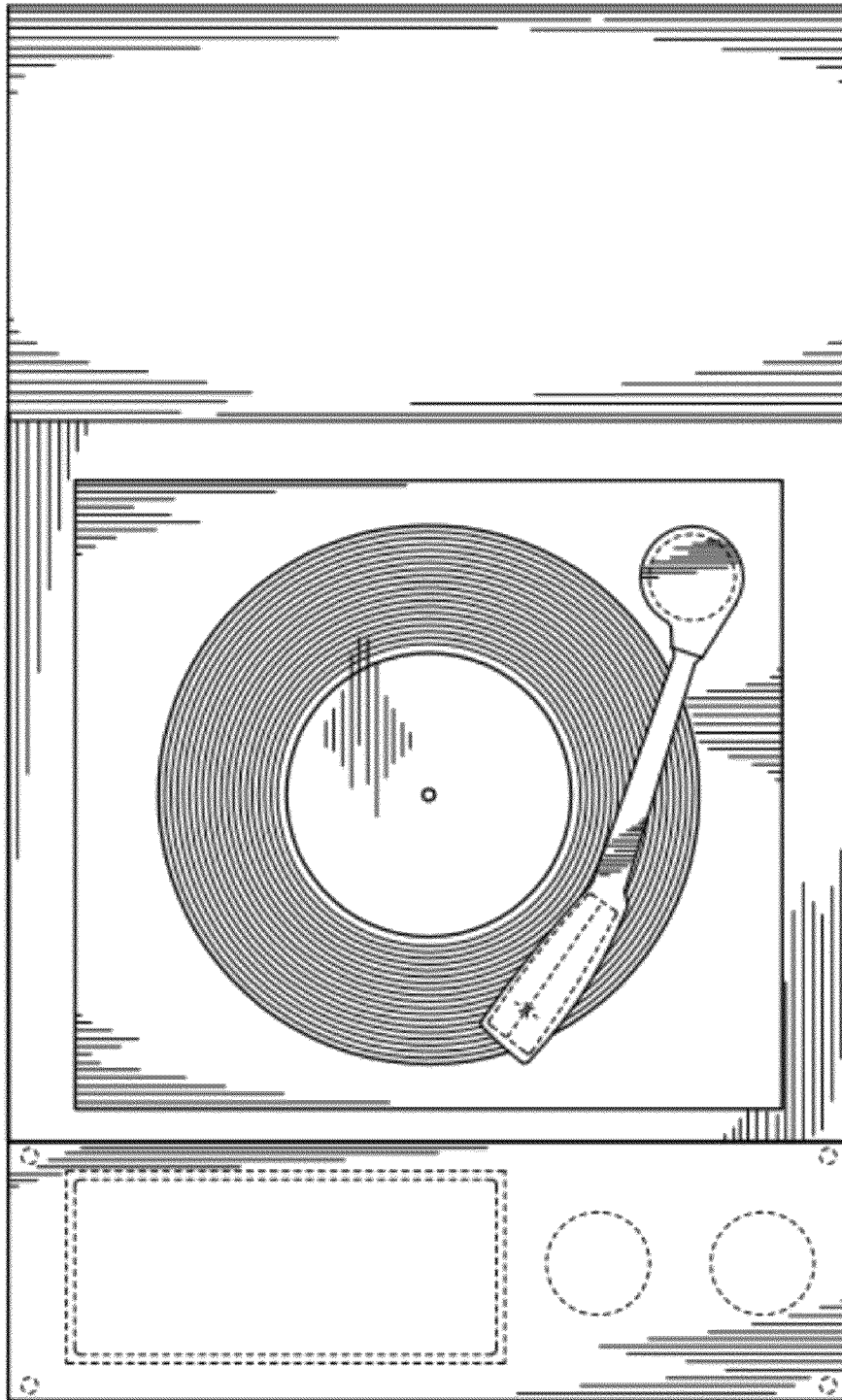


Fig. 9

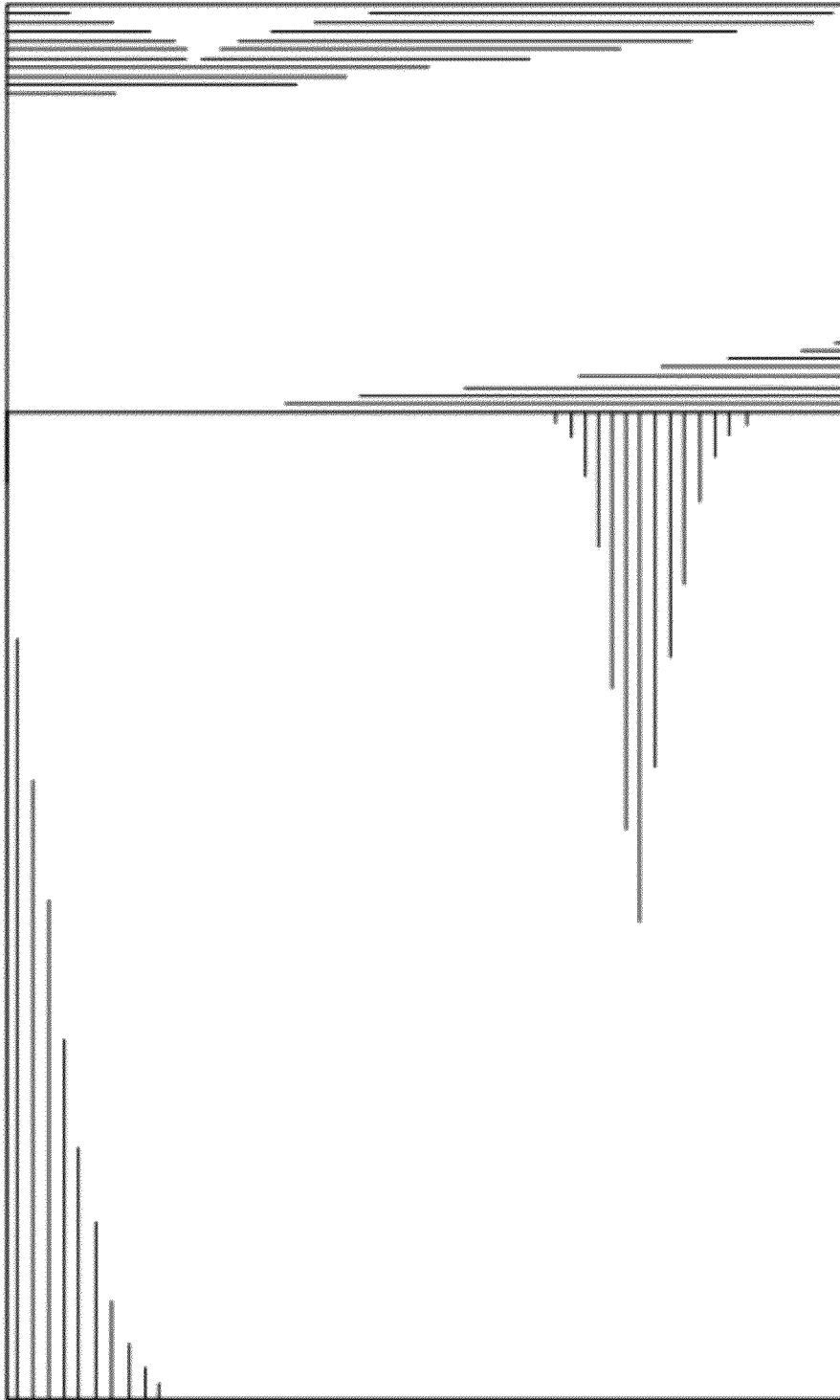


Fig. 10

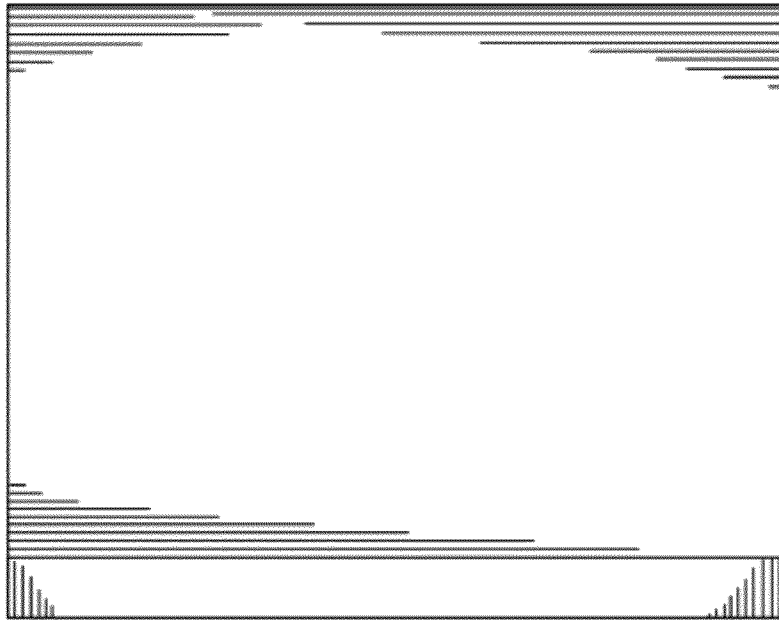


Fig. 11

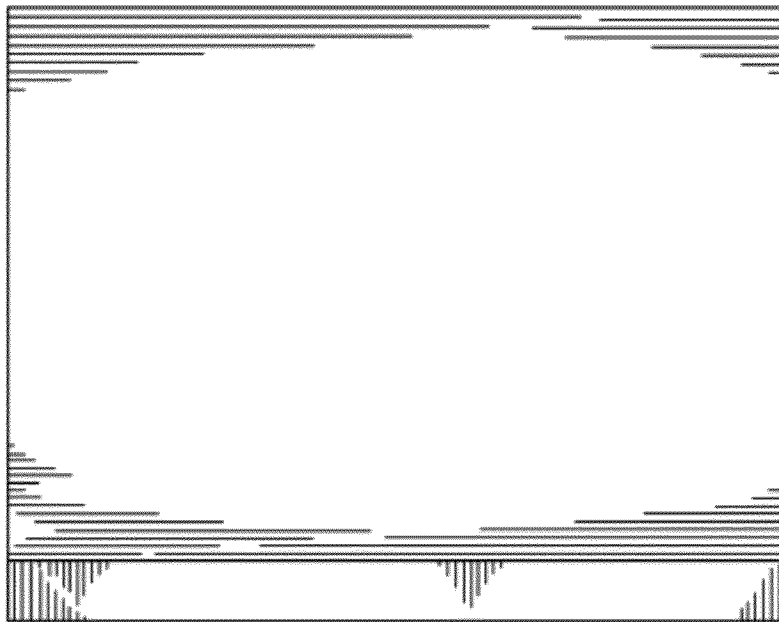


Fig. 12