

Jan. 23, 1951

S. SWARIN

2,538,889

FINGER-PROTECTING SHIELD

Filed Aug. 31, 1950

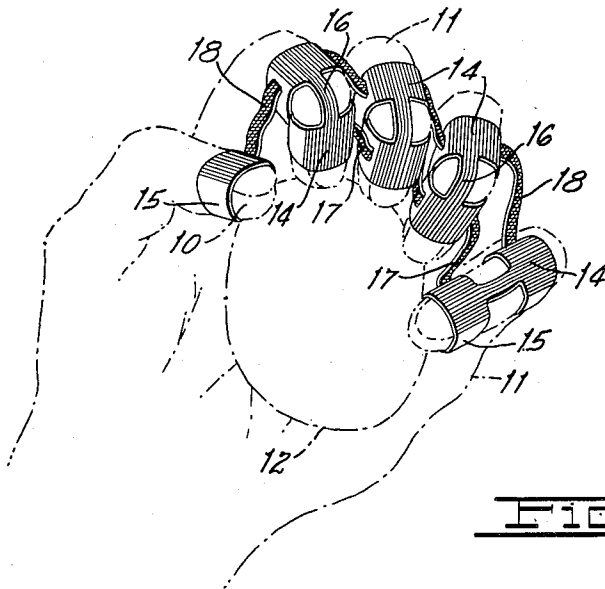


FIG. 1.

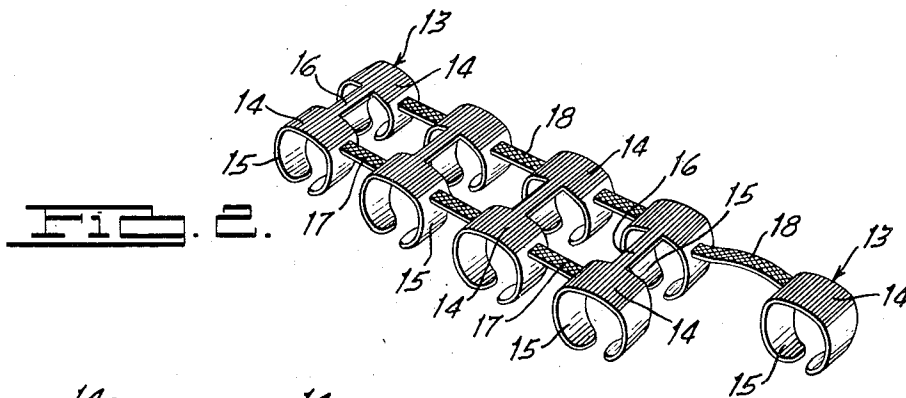


FIG. 2.

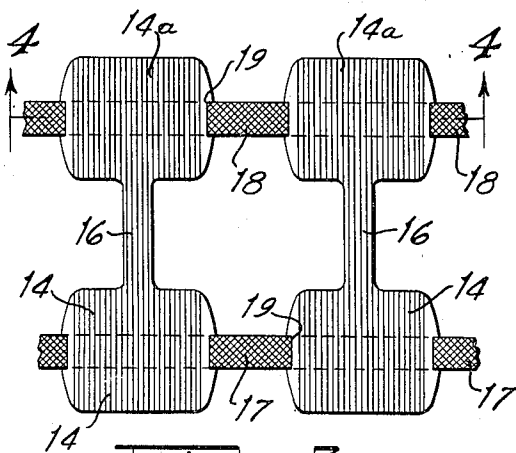


FIG. 3.




FIG. 4.

INVENTOR:
Sylvia Swarin,
BY *Louis Chayka*
ATTORNEY.

UNITED STATES PATENT OFFICE

2,538,889

FINGER-PROTECTING SHIELD

Sylvia Swarin, Detroit, Mich.

Application August 31, 1950, Serial No. 182,558

4 Claims. (Cl. 2—21)

1

My invention is of a kind most needed by housewives, cooks in restaurants, etc., its purpose being to provide an appliance for the protection of fingers of a person using a hand-grater in shredding vegetables or similar objects. It is a well known fact that in the course of such an operation the surface of the fingers holding the object to be grated may be cut or abraded by a frictional contact with said grater. Another purpose of my improvement is to provide such shields in such an arrangement and so connected to each other that they may be quickly applied for use and just as easily taken off. A further object of my invention is to provide an appliance so constructed and made of such a material that it may be quickly rinsed without danger of deterioration or discoloration.

I shall now describe my improvement with reference to the accompanying drawings, in which:

Fig. 1 is a perspective view of my shields as they are fitted over the fingers of a person holding an object to be grated;

Fig. 2 is a perspective view of my shields alone;

Fig. 3 is an enlarged top elevational view of two pairs of individual shields joined to each other;

Fig. 4 is a sectional view on line 4—4 of Fig. 3.

Similar numerals refer to similar parts throughout the several views.

According to my concept, the appliance is to be preferably made of a suitable plastic material, said appliance including individual shields for each finger of the hand including the thumb. This arrangement is desirable in view of the fact that all fingers and the thumb are usually employed in holding an object to be grated, as best shown in Fig. 1 where the thumb 10 is opposed to the fingers marked 11 in holding an object 12. It will be noted that the outer joints of the fingers assume, during the grating operation, a position parallel to the plane of the grating. It is in this position that the fingers are most likely to be injured, and it is for this reason that the outer joints of the fingers and the joints adjoining them are to be covered by my shields.

The shields come in pairs to fit the outer joint of each finger including the nail and also the intermediate joint of each finger, as shown in Fig. 1. The thumb, it will be noted, requires but a single shield. Each single shield, generally indicated by numeral 13, has the form of a substantially circular band which is relatively broad where it is to fit over the top of the finger, this part of the ring being marked 14. On the under-

2

side each ring is split, the end members 15 of said ring tapering in width where they approach each other. A modified species, shown in Fig. 4, shows the top portion 14a somewhat thicker while the end portions are thin. This construction imparts to the shields sufficient flexibility so that they automatically adjust themselves in embracing fingers of varied dimensions. It will be further noted that shields 15 of each individual pair thereof are joined by a connecting strip 16, which strip ought to be flexible enough to permit natural bending of individual fingers so that the top joint of each finger may assume a position at an angle with respect to its middle joint. The top surface of member 14 is best corrugated to lessen its frictional area on contact with the grater. In order that each individual pair of the shields may be kept in alinement with the other pairs, I have joined said pairs by means of flexible cross-bands 17 and 18, the bands, which may be made of a suitable textile or preferably of a pliant plastic material, fitting into slots 19 in the sides of each shield in the top portion thereof and fitting under said top portion, as best shown in Fig. 4. This arrangement permits a shifting of the shields laterally with respect to each other, but keeps them in alinement for ready use. When applied to the fingers the individual pairs of shields may be spread apart or brought closer together simply by the movement of the fingers away from or towards each other.

It will be understood that I do not want to restrict myself to any specific material out of which the shields are to be made. It will be also understood that some changes in the design of the individual shields may be made without departing from the inventive principle disclosed herein.

What I, therefore, wish to claim is as follows:

1. An appliance of the kind described, said appliance including a plurality of pairs of ring-shaped shields, a single pair to fit over a single finger of a hand, each pair comprising a shield for the outer joint of a finger, a shield for the middle joint of the finger, and a flexible strip extending rearwardly of the first-named shield and connecting it with the shield over the middle joint, and band means connecting the plurality of shields laterally, the shields being adapted to slide lengthwise over said band.

2. An appliance of the kind described, said appliance comprising a plurality of band-like members alined laterally, the individual members being adapted to embrace individual fingers of a hand, each member being split for a yielding adjust-

3

ment to the size of the respective finger, and band means connecting the individual members laterally.

3. An appliance of the kind described, said appliance including a plurality of pairs of ring-shaped shields, each pair including a shield for the outer joint of a finger and a shield for the middle joint of said finger, the two shields being connected by a flexible strip running from the first-named shield rearwardly to the last-named shield of a pair, each ring including a solid thick portion to fit over the top of a finger and being split laterally on the underside, the ends of the ring tapering in width and thickness, a single ring shield for the thumb, and band means connecting the shields laterally for the sliding movement of the shields on said band means.

4. A band-like shield of solid material to embrace the thumb of the hand and a pair of similar shields for each other finger of the hand, one of

4

the shields in a pair to fit over the outer joint of the finger, the other shield of the pair to fit over the middle joint of the finger, all the shields being split laterally for adjustment to the thickness of the respective fingers and all the shields having a thickened mid-portion while the end portions thereof taper in width and thickness, and band means connecting said shields laterally.

SYLVIA SWARIN.

REFERENCES CITED

The following references are of record in the file of this patent:

UNITED STATES PATENTS

Number	Name	Date
69,258	Sechrist	Sept. 24, 1867
241,964	Glidden	May 24, 1881
852,972	Mackay	May 7, 1907
883,761	Taylor et al.	Apr. 7, 1908