Nov. 4, 1930. S. H. SUTCLIFFE 1,780,802

GOLF BAG

Filed Oct. 18, 1929

Fig. 1.

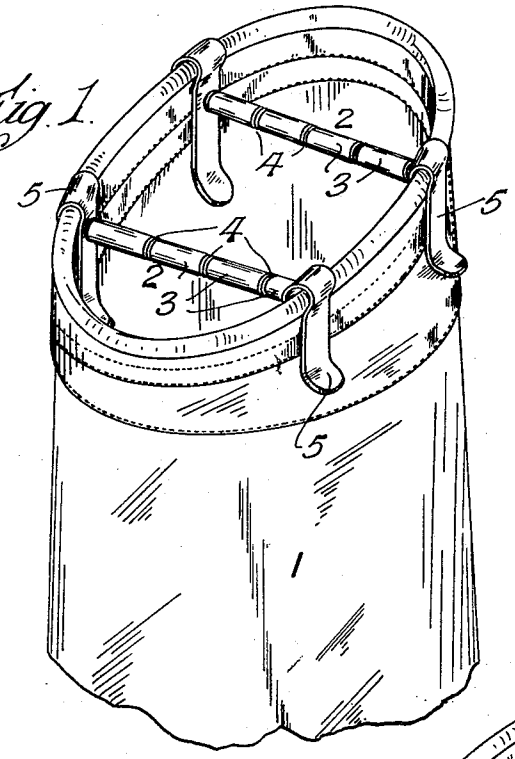

Fig. 2.

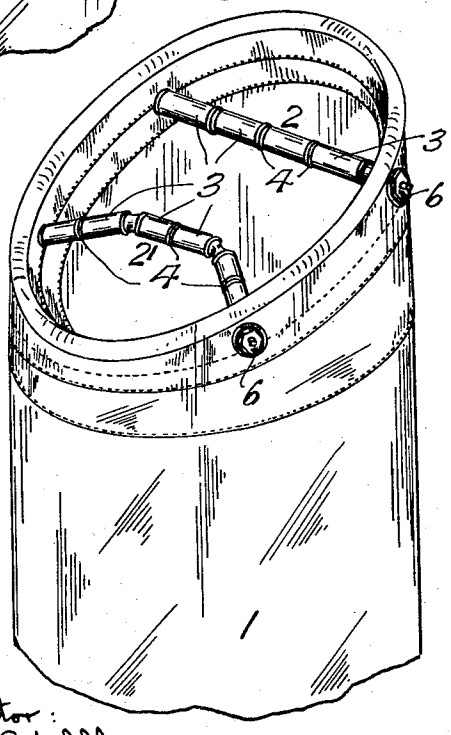

Fig. 3.

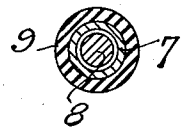

Inventor:
S. H. Sutcliffe;
By His Attorneys
Baldwin + Wight

Patented Nov. 4, 1930 1,780,802

UNITED STATES PATENT OFFICE

STANLEY HARRY SUTCLIFFE, OF RADLETT, ENGLAND

GOLF BAG

Application filed October 18, 1929, Serial No. 400,632, and in Great Britain September 27, 1929.

This invention relates to golf bags. It is well known that the bindings on the shafts of golf clubs are liable to be worn by the friction caused by the withdrawal of the club from the bag.

It is the main object of this invention to provide means whereby this wear may be eliminated or reduced.

In a golf bag constructed in accordance with the present invention, the mouth of the bag is divided into two or more compartments by one or more partitions which are detachably mounted in or fixed across the mouth of the bag, and comprise a spindle on which is mounted one or more anti-friction rollers.

The partitions may be of any convenient shape, for example, they may be arranged as transverse chords or as half a hexagon.

The partitions may be secured to the bag in any convenient manner, such for example, as by clips or screw threaded nuts.

The invention is illustrated in the accompanying drawing of which Figure 1 is a perspective view of a golf bag provided with two divisions or partitions arranged as transverse chords; Figure 2 is a similar view with one partition formed as half a hexagon; whilst Figure 3 is a sectional view of one form of partition.

Referring to Figure 1, the golf bag 1 is provided with two partitions 2 arranged as transverse chords, and each comprising a spindle on which are rotatably mounted anti-friction rollers 3, spaced apart by washers, beads or the like 4. Each roller is of a length equal approximately to the diameter of the shaft of a golf club and is made of rubber or other suitable material. The partition 2 is provided at each end with a clip 5 adapted detachably to secure the partition to the mouth of the golf bag 1.

In the arrangement shown in Figure 2, the partition 2 is arranged as a transverse chord whilst the other partition 2′ is shaped as half a hexagon. The spindle of the partition 2′ is screw threaded at each end and is secured in position in the mouth of the bag by means of nuts 6.

In the form of roller shown in Figure 3, the roller comprises a metal tube 7 mounted on the spindle 8 and provided with a rubber covering 9.

Owing to the length of each roller being, as stated above, approximately equal to the diameter of the shaft of a club, it will be seen that each golf club can rest against a roller. On withdrawal of a club from the bag, the shaft in contact with a roller, causes the said roller to rotate and thereby considerably reduce friction, wear of the binding being thus eliminated or minimized.

I claim:--

1. The combination with a golf bag, of at least one spindle dividing said bag into a plurality of compartments, means for mounting said spindle across the mouth of the bag, and at least one anti-friction roller mounted on said spindle.

2. The combination with a golf bag, of at least one spindle dividing said bag into a plurality of compartments, means for mounting said spindle across the mouth of the bag, and at least one resilient anti-friction roller mounted on said spindle.

3. The combination with a golf bag, of at least one spindle dividing said bag into a plurality of compartments, means for mounting said spindle across the mouth of the bag, and at least one rubber roller mounted on said spindle.

4. The combination with a golf bag, of at least one spindle dividing said bag into a plurality of compartments, means for mounting said spindle across the mouth of the bag, a plurality of anti-friction rollers mounted on said spindle, and spacing members between said rollers.

5. The combination of a golf bag, at least two spindles dividing said bag into at least three compartments, one spindle being arranged as a transverse chord and another as half a hexagon, means for mounting the spindles across the mouth of the bag, and at least one anti-friction roller mounted on each spindle.

6. The combination with a golf bag, of a spindle arranged as a half hexagon and dividing the bag into a plurality of compartments, means for mounting the spindle across

the mouth of the bag, and anti-friction rollers respectively mounted on the angular parts of said spindle.

In testimony that I claim the foregoing to be my invention, I have signed my name this 7th day of October, 1929.

STANLEY HARRY SUTCLIFFE.