(No Model.)

T. O. POTTER.

BUCKLE.

No. 337,517. Patented Mar. 9, 1886.

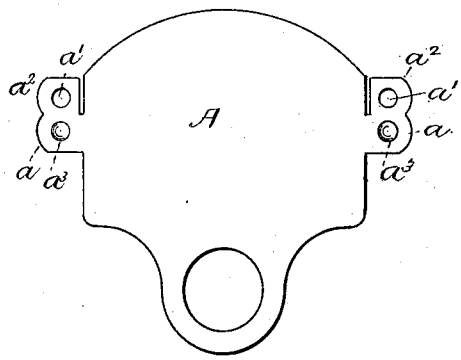

Fig. 1.

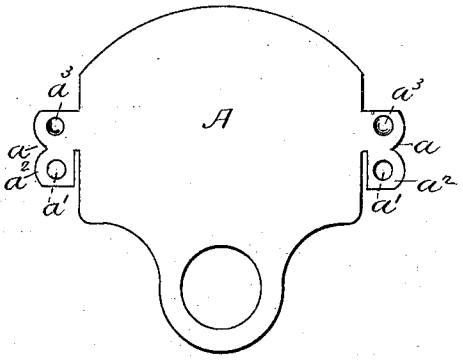

Fig. 2.

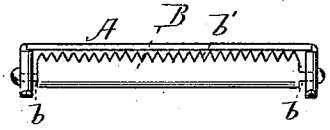

Fig. 5.

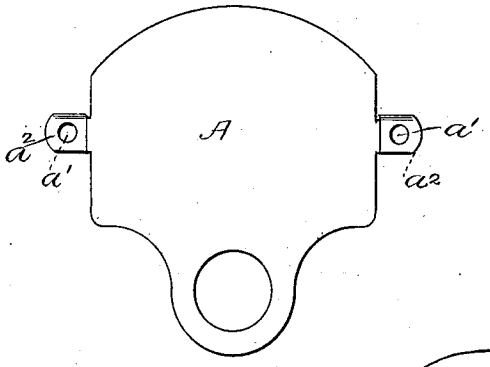

Fig. 3.

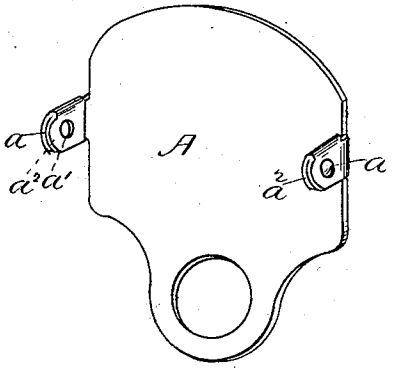

Fig. 4.

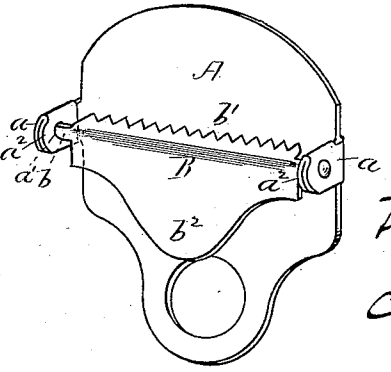

Fig. 6.

WITNESSES.

J. M. Dolan.

Fred. B. Dolan.

INVENTOR.

Thos. O. Potter

by his attys

Church & Raymond.

N. PETERS. Photo-Lithographer, Washington, D. C.

UNITED STATES PATENT OFFICE.

THOMAS O. POTTER, OF BOSTON, MASSACHUSETTS.

BUCKLE.

SPECIFICATION forming part of Letters Patent No. 337,517, dated March 9, 1886.

Application filed May 27, 1885. Serial No. 166,808. (No model.)

To all whom it may concern:

Be it known that I, THOMAS O. POTTER, of Boston, in the county of Suffolk and State of Massachusetts, a citizen of the United States, have invented a new and useful Improvement in Buckles, of which the following is a full, clear, and exact description, reference being had to the accompanying drawings, forming a part of this specification in explaining its nature.

The invention relates especially to the manner of constructing the bearings, ears, or supports for the jaw of the buckle, in order to save stock and provide strong and substantial bearings, and at the same time to protect or cover the ends of the jaw-pivots.

Referring to the drawings, Figures 1 and 2 are plan views of a blank from which the buckle-back is made. Figs. 3 and 4 illustrate steps in the construction, hereinafter referred to. Fig. 5 is a view in plan of the complete buckle reversed, and Fig. 6 is a perspective view of the complete buckle.

In making the buckle I use for the frame or back a blank shaped substantially as shown in Figs. 1 and 2, and it comprises the main part A, which is generally flat, and the parts *a*, which form the ears, bearings, or supports for the pivot ends of the jaw. These parts are provided with the holes a' in the sections a^2, and the rounded cup-shaped indentations or cavities a^3, and the sections a^2 are then bent, so as to bring the holes a' in line with the cavities or indentations a^3, (see Fig. 3,) and the two parts are then bent, to bring them at right angles to the main part of the buckle, and substantially parallel with each other, as represented in Fig. 4, and they are then in a position to receive the pivot-ends *b* of the buckle-jaw B. This jaw may be of any suitable character, and the one which I have shown has the teeth b' and the arm b^2.

It will be seen that by making the bearings, supports, or ears for the buckle-jaw in this manner that the metal which has previously been wasted—namely, the sections a^2—is utilized, and that consequently there is quite a saving in stock; also, that the construction provided by thus saving the stock is simple and strong; also, that the ends of the jaw-pivots are covered, so that they can do no injury, as they are liable to do when they are not thus covered or protected.

Having thus fully described my invention, I claim and desire to secure by Letters Patent of the United States—

1. A buckle comprising the back or part A, the ears or supports *a*, integral with the back, and having the cups a^3, and the perforated sections a^2, bent, as described, to bring the perforations in line with the cups and with each other, and the buckle-jaw having the pivots *b*, and supported by said ears or supports, all substantially as set forth.

2. The buckle having the supports for the jaw-pivots formed by the cups or depressions a^3, and perforated sections a^2, which are bent from the upper or lower edge of the remainder of the ear, and parallel therewith, to bring their holes or perforations in line with each other, all substantially as and for the purposes described.

THOMAS O. POTTER.

Witnesses:
F. F. RAYMOND, 2d,
FRED. B. DOLAN.