



US00D745925S

(12) **United States Design Patent**
Mori

(10) **Patent No.:** **US D745,925 S**

(45) **Date of Patent:** **** Dec. 22, 2015**

(54) **PERCUSSION INSTRUMENT**

(71) Applicant: **Roland Corporation**, Hamamatsu-shi (JP)

(72) Inventor: **Yoshiaki Mori**, Hamamatsu (JP)

(73) Assignee: **Roland Corporation**, Hamamatsu-shi (JP)

(**) Term: **14 Years**

(21) Appl. No.: **29/453,172**

(22) Filed: **Apr. 25, 2013**

(30) **Foreign Application Priority Data**

Dec. 13, 2012 (JP) 2012-030444

(51) **LOC (10) Cl.** **17-04**

(52) **U.S. Cl.**
USPC **D17/22**

(58) **Field of Classification Search**
USPC D17/22, 24, 99; 84/102, 103, 104, 402, 84/403, 404, 406, 409, 410, 411 R, 414, 84/411 M, 411 P, 422.1-422.3, 457, 84/DIG. 12; D21/405

See application file for complete search history.

(56) **References Cited**

U.S. PATENT DOCUMENTS

- 1,723,687 A * 8/1929 Elkington G10D 3/18 84/328
- D302,435 S * 7/1989 Pearse D17/20
- 5,261,309 A * 11/1993 Valen G10D 13/02 84/411 R
- D347,019 S * 5/1994 Yould D17/22
- D406,860 S * 3/1999 Ohno D17/22
- D407,101 S * 3/1999 Garbuzov D17/13
- D442,985 S * 5/2001 Liao D17/22

- D453,178 S * 1/2002 Reyes D17/22
- D463,391 S * 9/2002 Siokola D14/155
- D490,838 S * 6/2004 Liao D17/22
- 7,772,473 B2 8/2010 Shepherd
- D625,821 S * 10/2010 Goncalves D24/155
- D687,882 S * 8/2013 Femenella D17/13
- 2003/0000366 A1 1/2003 Miller
- 2013/0098227 A1* 4/2013 Wei G10D 13/02 84/723

OTHER PUBLICATIONS

Pinterest. <https://www.pinterest.com/pin/516154807266772846/>.
Date Unknown: Viewed Sep. 2015. "Acoustic Trigger Set of 3 electronic drum pad bar".*
Crappy Triggers, BeatBar, Triggering Bar, [found online] http://www.crappytriggers.com/index.php?main_page=product_info&cPath=1&products_id=1, Aug. 6, 2012, 2 pages.

(Continued)

Primary Examiner — Rashida Johnson

(74) *Attorney, Agent, or Firm* — Lee, Hong, Degerman, Kang & Waimey

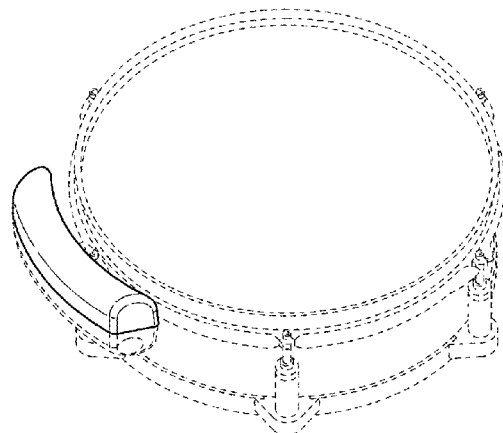
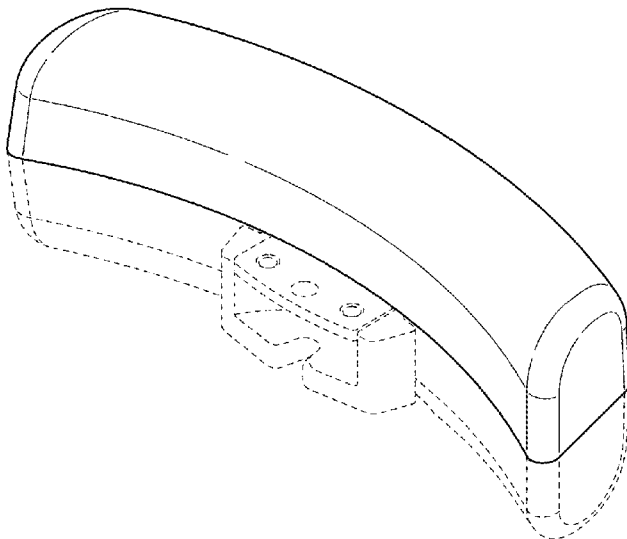
(57) **CLAIM**

The ornamental design for a percussion instrument, as shown and described.

DESCRIPTION

FIG. 1 is a front view of a percussion instrument;
FIG. 2 is a rear view thereof;
FIG. 3 is a left side view thereof;
FIG. 4 is a right side view thereof;
FIG. 5 is a plan view thereof;
FIG. 6 is a bottom view thereof;
FIG. 7 is a perspective view thereof; and,
FIG. 8 is a perspective view showing the state of use thereof.
The evenly spaced broken lines represent the portions of the percussion instrument that form no part of the claimed design.

1 Claim, 4 Drawing Sheets



(56)

References Cited

OTHER PUBLICATIONS

Yamaha, Wedge, [found online] <http://jp.yamaha.com/products/musical-instruments/drums/accessories/wedges/>, Aug. 6, 2012, 2 pages.

Sonor, JTH Jungle Snare Holder, [found online] http://www.thomann.de/gb/sonor_jth_jungle_snare_halter.htm, Oct. 2, 2012, 2 pages.

* cited by examiner

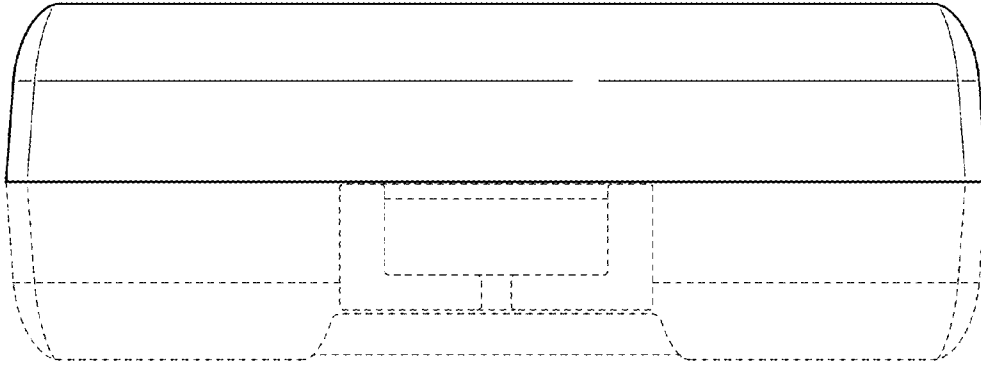


FIG. 1

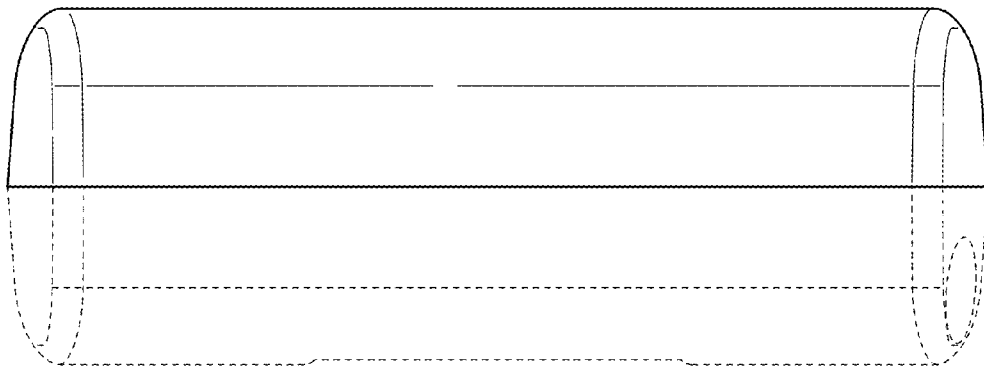


FIG. 2

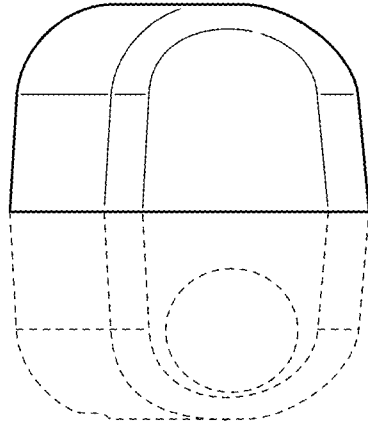


FIG. 3

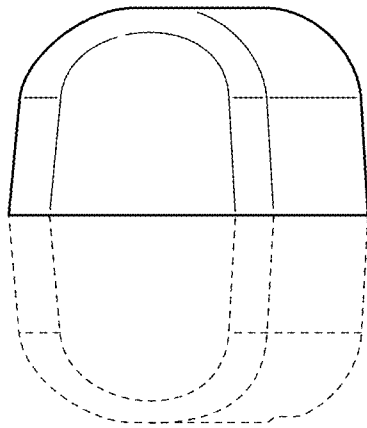


FIG. 4

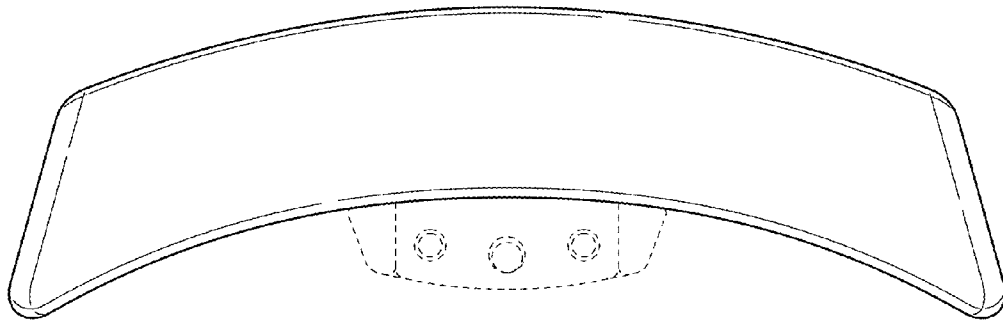


FIG. 5

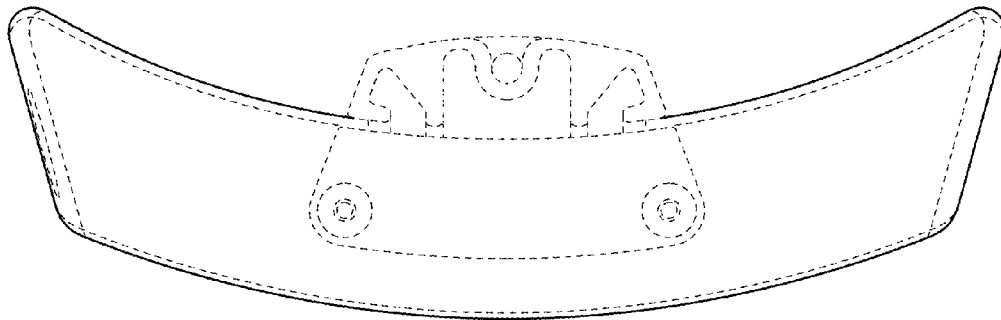


FIG. 6

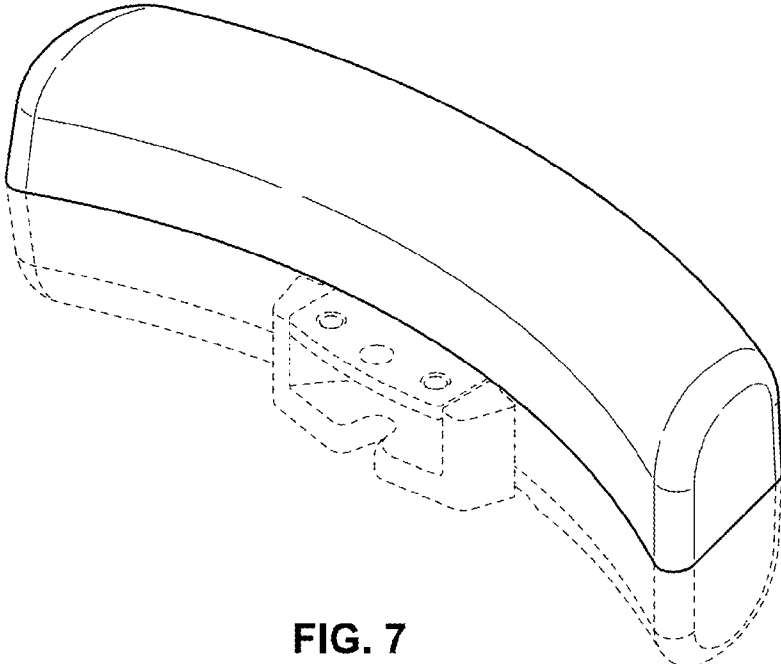


FIG. 7

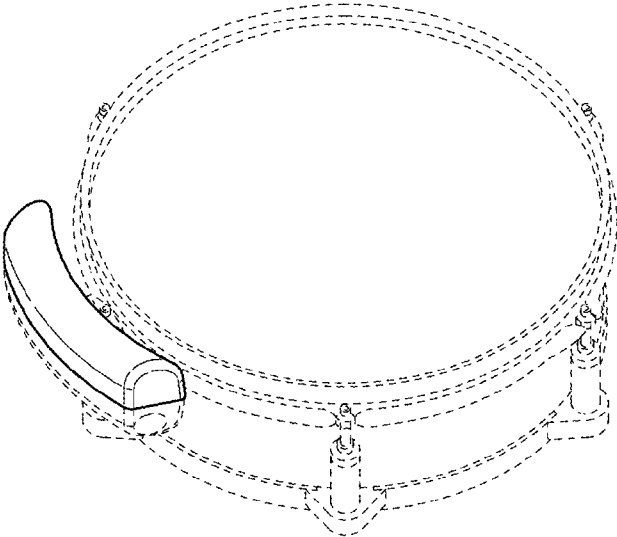


FIG. 8