



US00D429014S

United States Patent [19]
Stephens

[11] **Patent Number: Des. 429,014**

[45] **Date of Patent: ** Aug. 1, 2000**

[54] **FLASHLIGHT**

[75] Inventor: **Jeffrey C. Stephens**, Robbinsville, N.J.

[73] Assignee: **Princeton Tectonics, Inc.**, Bordentown, N.J.

[**] Term: **14 Years**

[21] Appl. No.: **29/107,958**

[22] Filed: **Jul. 16, 1999**

[51] **LOC (7) Cl.** **26-02**

[52] **U.S. Cl.** **D26/49**

[58] **Field of Search** D26/37-50; 362/157, 362/158, 183-208

[56] **References Cited**

U.S. PATENT DOCUMENTS

D. 309,952	8/1990	Zee	D26/49
D. 325,100	3/1992	Elsami	D26/49
D. 368,786	4/1996	Van Cort	D26/49
D. 413,401	8/1999	McDonald et al.	D26/49

OTHER PUBLICATIONS

U.S. Patent Application No. 09/356,193; FLASHLIGHT; Jeffrey C. Stephens, Filing Date: Jul. 16, 1999.

U.S. Patent Application No. 29/107,959; FLASHLIGHT; Jeffrey C. Stephens, Filing Date: Jul. 16, 1999.

Primary Examiner—Marcus A. Jackson
Attorney, Agent, or Firm—Howson & Howson

[57] **CLAIM**

The ornamental design for a flashlight, as shown and described.

DESCRIPTION

FIG. 1 is a perspective view of the left side of a flashlight showing my new design;

FIG. 2 is a right side elevational view thereof;

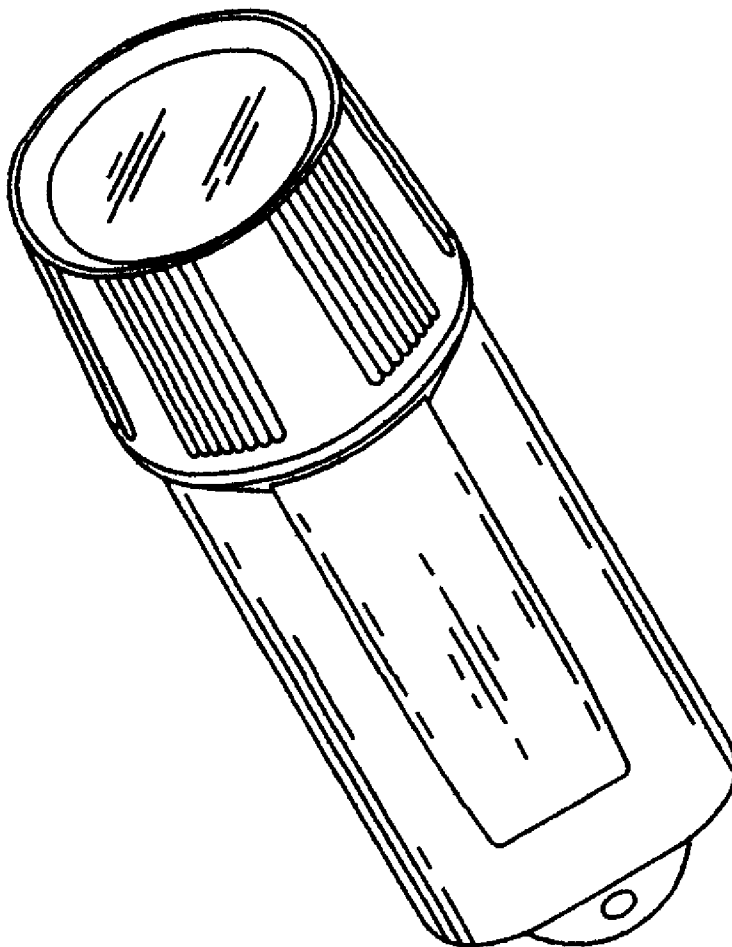
FIG. 3 is a top plan view thereof;

FIG. 4 is a front elevational view thereof; and,

FIG. 5 is a rear elevational view thereof.

The bottom plan view is a mirror image of the top plan view.

1 Claim, 1 Drawing Sheet



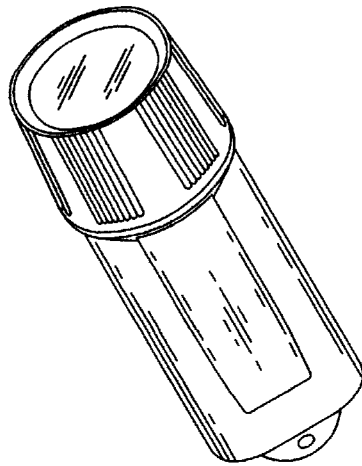


Fig. 1

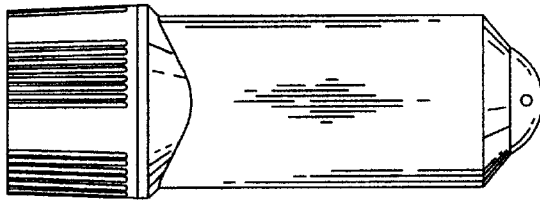


Fig. 2

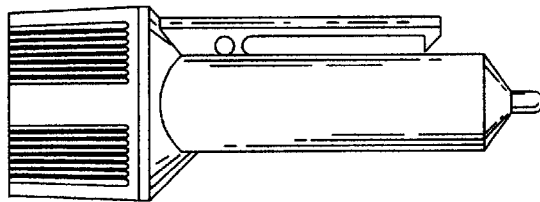


Fig. 3

Fig. 4



Fig. 5

