United States Patent [19]

Levin

[11] **Des. 246,173**

[45] ** **Oct. 25, 1977**

[54] **CONTROL UNIT FOR ELECTRONIC NEURAL STIMULATOR**

[76] Inventor: **Kenneth M. Levin**, 51 Cornell Ave., Larkspur, Calif. 94939

[**] Term: **14 Years**

[21] Appl. No.: **650,209**

[22] Filed: **Jan. 19, 1976**

[51] **Int. Cl.** ..... **D13—03**; D24—02

[52] **U.S. Cl.** **D13/32**

[58] **Field of Search** ..... 128/419 R; D83/1 F; D26/13 C

[56] **References Cited**

U.S. PATENT DOCUMENTS

D. 240,463 7/1976 Jordan ..... D83/1 F

Primary Examiner—Susan J. Lucas

Attorney, Agent, or Firm—Stephen S. Townsend

[57] **CLAIM**

The ornamental design for a control unit for electronic neural stimulator, as shown and described.

DESCRIPTION

FIG. **1** is a perspective view of the control unit for electronic neural stimulator of my new design;
FIG. **2** is a front elevation view of the control unit for electronic neural stimulator;
FIG. **3** is a top view of the control unit for electronic neural stimulator;
FIG. **4** is a left side elevation view of the control unit;
FIG. **5** is a right side elevation view of the control unit for electronic neural stimulator;
FIG. **6** is a bottom view of the control unit for electronic neural stimulator;
FIG. **7** is a rear elevation view of the control unit for electronic neural stimulator.

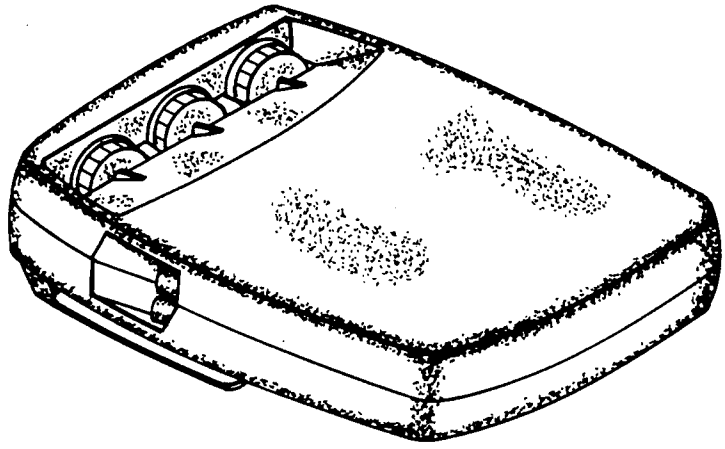

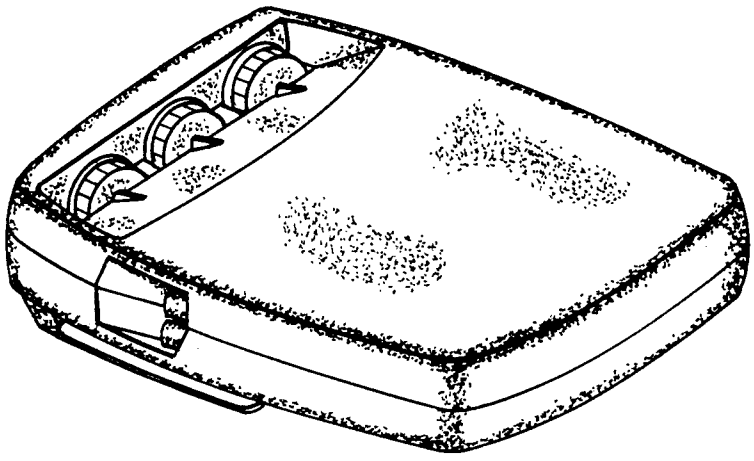

FIG _ 1



FIG _ 3



FIG _ 4

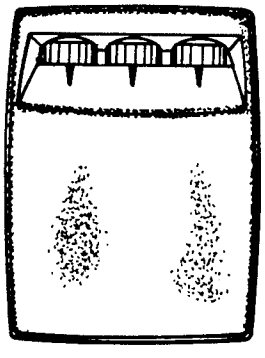

FIG _ 2



FIG _ 5



FIG _ 6

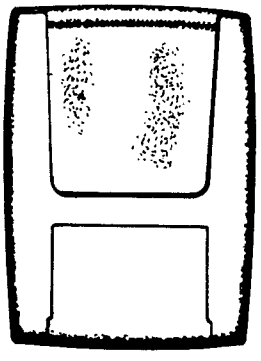

FIG _ 7