

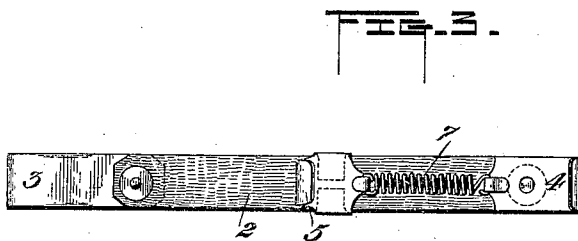
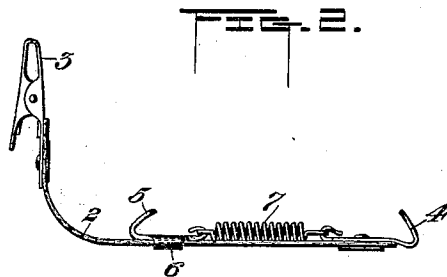
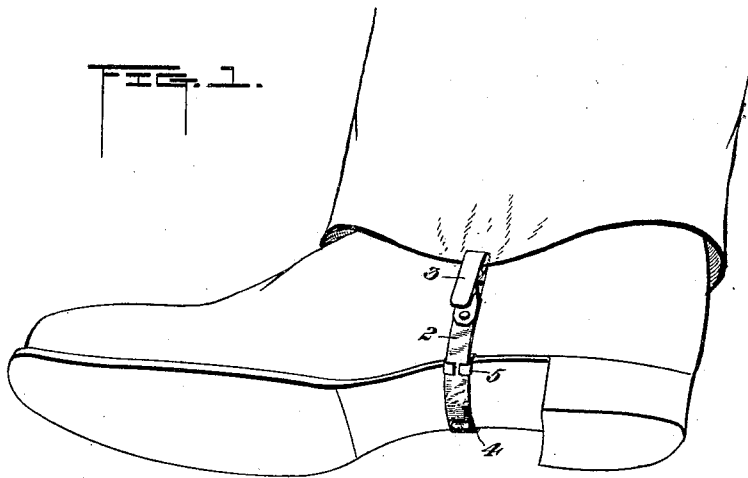
(No Model.)

G. T. CARTER.

TROUSERS STRAP.

No. 397,968.

Patented Feb. 19, 1889.



Witnesses,

*N. A. Corwin*  
*J. K. Smith*

Inventor,

*George T. Carter*

*by W. Baxwell & Sons*  
Attorneys

# UNITED STATES PATENT OFFICE.

GEORGE T. CARTER, OF PITTSBURG, PENNSYLVANIA, ASSIGNOR OF ONE-HALF TO WENDELL M. SMITH, OF ROCHESTER, NEW YORK.

## TROUSERS-STRAP.

SPECIFICATION forming part of Letters Patent No. 397,968, dated February 19, 1889.

Application filed July 10, 1888. Serial No. 279,530. (No model.)

*To all whom it may concern:*

Be it known that I, GEORGE T. CARTER, of Pittsburg, in the county of Allegheny and State of Pennsylvania, have invented a new and useful Improvement in Trousers-Straps; and I do hereby declare the following to be a full, clear, and exact description thereof.

The object of my invention is to provide a neat and convenient device for holding down the legs of trousers, and its use is intended especially for horseback-riders, bicycle-riders, and others who need to employ devices of this kind. It is illustrated in the accompanying drawings, in which—

Figure 1 is a perspective view showing my improved article applied to the shoe and trousers of a man. Fig. 2 is a side view of the article detached. Fig. 3 is a plan view thereof.

Like symbols of reference indicate like parts in each.

In the drawings, 2 represents a flexible strap of leather or any other convenient material, and 3 is a clasp or fastening device of any suitable construction, which is attached to the end of the strap. At the other end of the strap is a clamp, which is adapted to secure the strap to the sole of the shoe, the construction of which clamp I shall now describe. At the end of the strap is riveted or otherwise fastened a hook, 4, which is adapted to engage one edge, preferably the outer edge, of the sole of a shoe or boot.

5 is a hook which is adapted to engage the inner edge of the sole, and in order to make it adjustable to fit shoes of different sizes, and to enable it to be easily applied to and disengaged from the shoe, I make it movable on the strap 2, preferably by bending lips 6 of the hook around on the under side of the strap, so as to inclose the latter and to hold the hook movably on the strap. The hooks 4 and 5 are connected by a spring, 7, which may be a spiral spring, as shown in the drawings, or it may be made of rubber or any other suitable elastic material. To apply the article to use, the strap 2 is placed under the shoe beneath the instep, and the hooks 4 and 5 are separated, so as to stretch the spring 7 sufficiently to allow the hooks to engage the

opposite edges of the sole of the shoe, as shown in Fig. 1. When the hooks have so engaged the sole, the tension of the spring keeps them in place thereon. The clasp 3 is then fastened on the leg of the trousers to prevent the latter from rising, as clearly illustrated in Fig. 1. The article may be removed by disengaging the clasp 3 and pulling on the hook 4 or 5, so as to stretch the spring 7, thus releasing the hooks from the sole.

The advantages of the article consist in the cheapness and simplicity of its construction, its practical efficiency, and the ease by which it may be applied to and removed from the shoe and trousers. It is also very neat in appearance, because, as it is applied to only one side of the trousers, if the clip be fastened to the inner side there is no part of the device on the trousers which is apparent to others when the article is worn.

The invention is susceptible of many modifications in form and arrangement of parts such as will suggest themselves to those skilled in the art, since I consider myself to be the first inventor of and desire to claim, broadly, a trousers-strap having devices for removably engaging the shoe and a band connecting these devices with the leg of the trousers.

I claim—

1. An improvement in trousers-straps herein described, which consists in a strap or band which detachably engages the trousers, and a detachable fastening which engages the sole of the shoe and connects the band therewith, substantially as and for the purposes described.

2. An improvement in trousers-straps, which consists in the combination, with a clamp which is adapted to clasp the under side of the sole of the shoe and to engage the opposite edges of the sole, of a strap or band which extends from said clamp, and a clasp which detachably engages the strap with the trousers, substantially as and for the purposes described.

3. An improvement in trousers-straps, which consists in the combination, with a clamp which is adapted to clasp the under side of the sole of the shoe, of a strap or band which

extends from said clamp, a clasp which detachably engages the strap with the trousers, said clamp consisting of two hooks adapted to engage the opposite sides of the sole of the  
5 shoe and connected by a spring by which they are rendered separable, substantially as and for the purposes described.

In testimony whereof I have hereunto set my hand this 6th day of July, A. D. 1888.

GEORGE T. CARTER.

Witnesses:

W. B. CORWIN,  
J. K. SMITH.