



US00D374688S

United States Patent [19] Furlong

[11] **Patent Number: Des. 374,688**

[45] **Date of Patent: *** Oct. 15, 1996**

[54] **CONCAVE MULTI-LEVEL CHESS BOARD**

[76] Inventor: **Craig T. Furlong**, 17901 Bell Cir., Apt. C, Huntington Beach, Calif. 92647

[*] Notice: The portion of the term of this patent subsequent to Jun. 25, 2010, has been disclaimed.

[**] Term: **14 Years**

[21] Appl. No.: **26,618**

[22] Filed: **Aug. 1, 1994**

[52] U.S. Cl. **D21/23; D21/24**

[58] Field of Search **D21/14-36; 273/236-285**

[56] **References Cited**

U.S. PATENT DOCUMENTS

D. 215,103	9/1969	Stevens	D21/23
D. 221,390	8/1971	Skillman	D21/23
D. 223,939	6/1972	Palazzolo	D21/23

D. 228,775	10/1973	Randell	D21/20
D. 259,644	6/1981	Israel et al.	D21/23
D. 267,023	11/1982	Bowser	D21/23
D. 321,536	11/1991	DeMarco	D21/23
4,179,127	12/1979	Goodman	273/241
5,048,840	9/1991	Johnson, Jr.	273/241
5,358,252	10/1994	McPhaul	D21/23

Primary Examiner—Sandra L. Morris
Attorney, Agent, or Firm—William L. Chapin

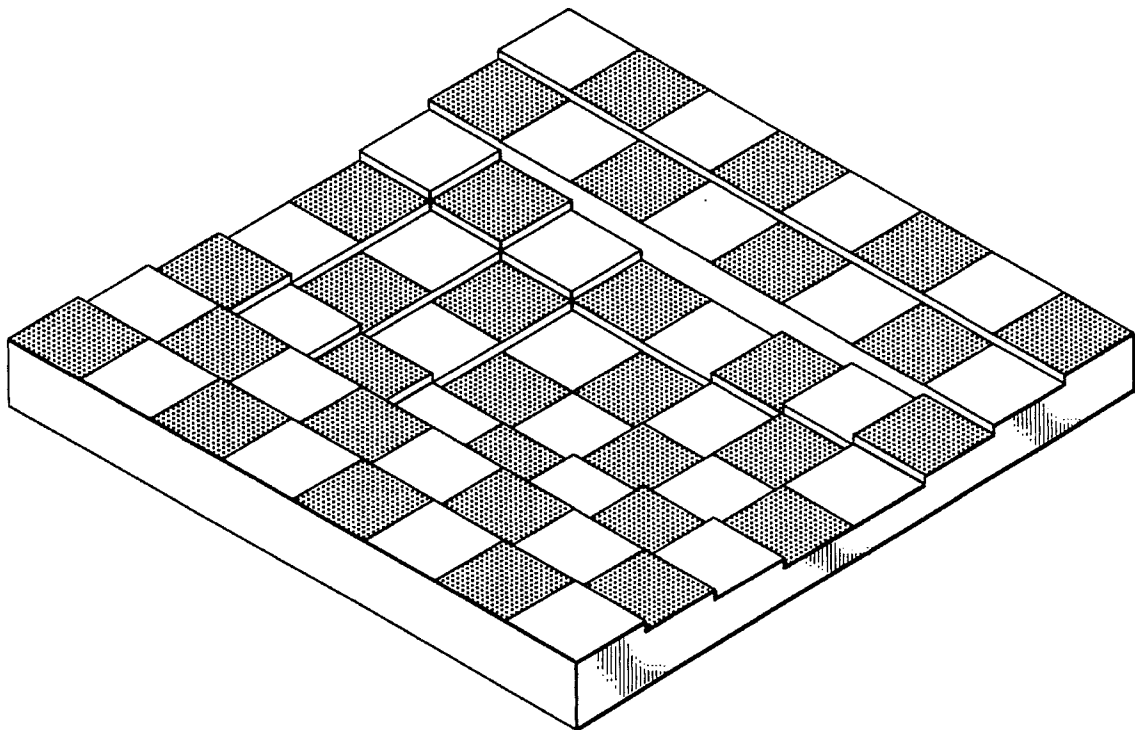
[57] **CLAIM**

The ornamental design for a concave multi-level chess board, as shown and described.

DESCRIPTION

FIG. 1 is a perspective view of a concave multi-level chess board according to the present invention; FIG. 2 is a right-side elevation view thereof; and FIG. 3 is a left-side elevation view thereof. The bottom is plain and unornamented.

1 Claim, 1 Drawing Sheet



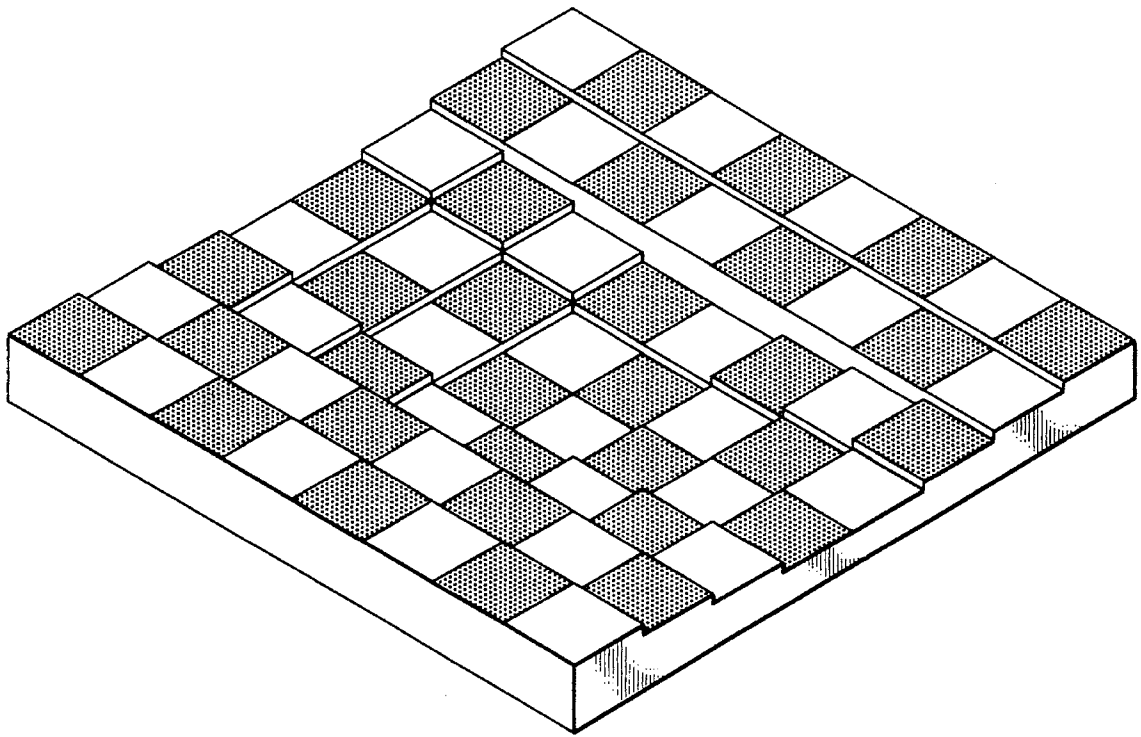


FIG. 1




FIG. 2



FIG. 3