

No. 674.677.

Patented May 21, 1901.

C. FLEMING, JR.
WINDOW SHADE AND CURTAIN HOLDER.

(Application filed Jan. 28, 1901.)

(No Model.)

Fig. 1.

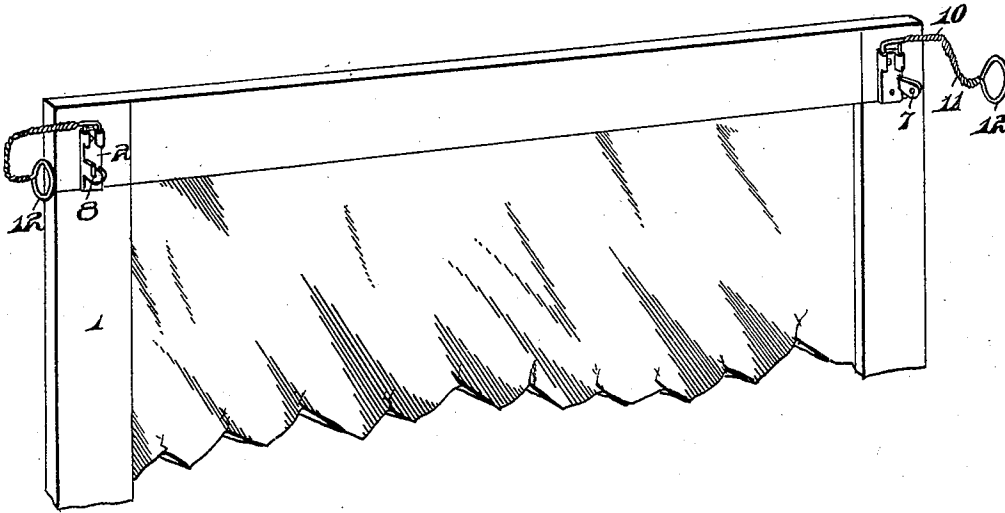


Fig. 2.

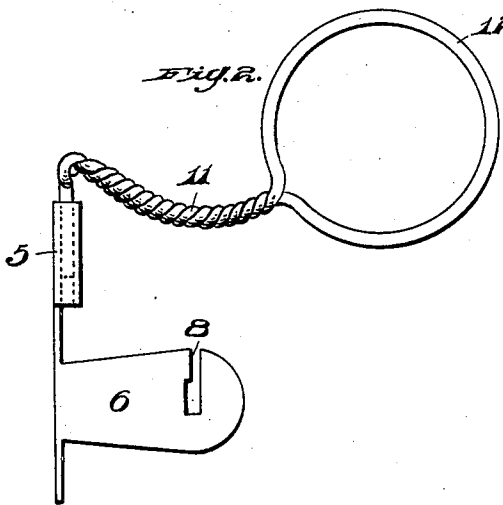


Fig. 3.

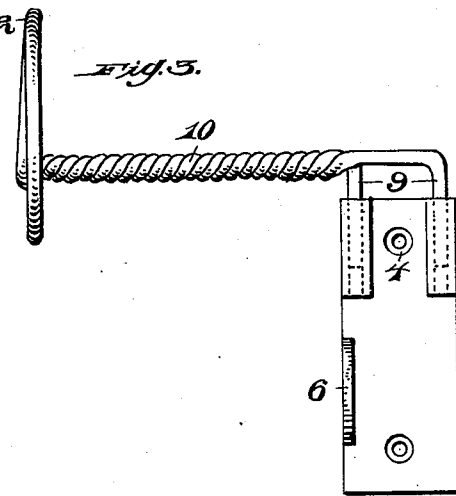
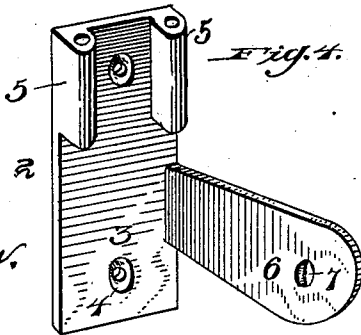


Fig. 4.



Witnesses:
J. P. Appleman.
C. E. Potter.

Inventor
C. Fleming, Jr.
 By
A. C. Everett & Co.
 Attys

UNITED STATES PATENT OFFICE.

COCHRAN FLEMING, JR., OF SEWICKLEY, PENNSYLVANIA.

WINDOW-SHADE AND CURTAIN HOLDER.

SPECIFICATION forming part of Letters Patent No. 674,677, dated May 21, 1901.

Application filed January 28, 1901. Serial No. 45,154. (No model.)

To all whom it may concern:

Be it known that I, COCHRAN FLEMING, Jr., a citizen of the United States of America, residing at Sewickley, in the county of Allegheny and State of Pennsylvania, have invented certain new and useful Improvements in Window-Shade and Curtain Holders, of which the following is a specification, reference being had therein to the accompanying drawings.

This invention relates to certain new and useful improvements in shade-brackets whereby both the curtain-pole and shade-roller may be readily attached or disconnected, as desired.

The invention aims to construct a device of the above-described character that will be extremely simple in construction, strong, durable, and comparatively inexpensive to manufacture.

Another object of the invention is to construct the parts in such a manner that the curtain-pole holder may be easily detached from the shade-roller bracket when desired.

With the above and other objects in view the invention consists in the novel combination and arrangement of parts to be hereinafter more fully described, and specifically pointed out in the claim.

In describing the invention in detail reference is had to the accompanying drawings, forming a part of this specification, and wherein like numerals of reference indicate corresponding parts throughout the several views, in which—

Figure 1 is a perspective view of the upper portion of a window-frame having attached thereto my improved shade-bracket and curtain-holder. Fig. 2 is an enlarged side elevation of the same. Fig. 3 is a front elevation of the same. Fig. 4 is a perspective view of the shade-roller bracket.

In the drawings the reference-numeral 1 indicates the window-frame, having secured at its upper extremity a pair of brackets 2, said brackets being formed of a base-plate 3, having arranged therein countersunk openings 4,

adapted to receive any suitable fastening means, such as screws or other means. This base-plate 3 is further provided with a pair of sockets 5 and also carries an arm 6, one of said arms being provided with a round opening 7 to receive the end of the shade-roller and the opposite arm having formed therein a slot 8, adapted to receive the square end of the shade-roller, as in the well-known form of construction. The reference-numeral 9 represents the enlarged ends of wire adapted to fit in the sockets 5, said wires being twisted together, as shown at 10, forming an extension which is bent downwardly, as shown at 11, and carrying at its free end a loop 12 to receive the curtain-pole.

The many advantages afforded by my improved device will be readily apparent from the foregoing description, taken in connection with the accompanying drawings.

It will be seen that the curtain-pole may be easily adjusted when desired and that my improved device provides both a novel and ornamental fixture.

It will be noted that various changes may be made in the details of construction without departing from the general spirit of my invention.

Having thus fully described my invention, what I claim as new, and desire to secure by Letters Patent, is—

In a device of the character described, the combination of brackets, a pair of sockets formed integral with each of said brackets, a single wire twisted intermediate its ends, a circular loop formed of its untwisted portion on its one end, and downwardly-bent free ends on the opposite end of the twisted portion to engage in said sockets, substantially as described and for the purpose set forth.

In testimony whereof I affix my signature in the presence of two witnesses.

COCHRAN FLEMING, JR.

Witnesses:

JOHN NOLAND,
E. E. POTTER.