



US00D422271S

United States Patent [19]
Kawashima

[11] **Patent Number: Des. 422,271**
[45] **Date of Patent: ** Apr. 4, 2000**

[54] **PORTABLE COMPUTER WITH DATA COMMUNICATION FUNCTION**

D. 392,968 3/1998 Johansson D14/144
D. 401,914 12/1998 Kamegi D14/100

[75] Inventor: **Shosaku Kawashima**, Yokohama, Japan

Primary Examiner—Freda Nunn
Attorney, Agent, or Firm—Fitzpatrick, Cella, Harper & Scinto

[73] Assignee: **Canon Kabushiki Kaisha**, Tokyo, Japan

[**] Term: **14 Years**

[57] **CLAIM**

The ornamental design for a portable computer with data communication function, as shown and described.

[21] Appl. No.: **29/099,487**

[22] Filed: **Jan. 22, 1999**

DESCRIPTION

[30] **Foreign Application Priority Data**

Jul. 29, 1998 [JP] Japan 10-21838

FIG. 1 is a front view of a portable computer with data communication function showing my new design;

[51] **LOC (6) Cl.** **14-02**

FIG. 2 is a rear view thereof;

[52] **U.S. Cl.** **D14/100**

FIG. 3 is a top plan view thereof;

[58] **Field of Search** D14/100, 106,

FIG. 4 is a bottom plan view thereof;

D14/115, 113, 138, 144; D19/26, 52, 59, 60, 62; 345/104, 156, 173; 349/12; 364/708.1

FIG. 5 is a left side view thereof;

FIG. 6 is a right side view thereof; and,

FIG. 7 is a perspective view thereof.

[56] **References Cited**

U.S. PATENT DOCUMENTS

D. 389,465 1/1998 Heiman et al. D14/100

1 Claim, 5 Drawing Sheets

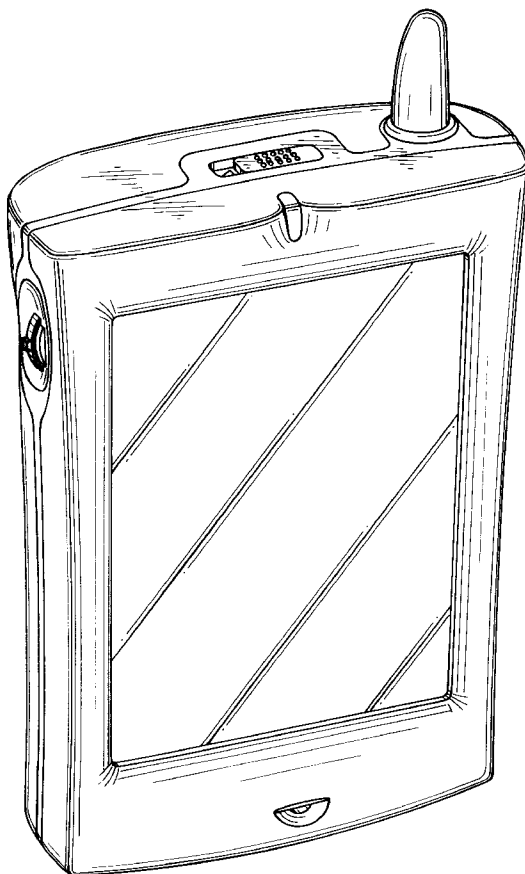


FIG. 1

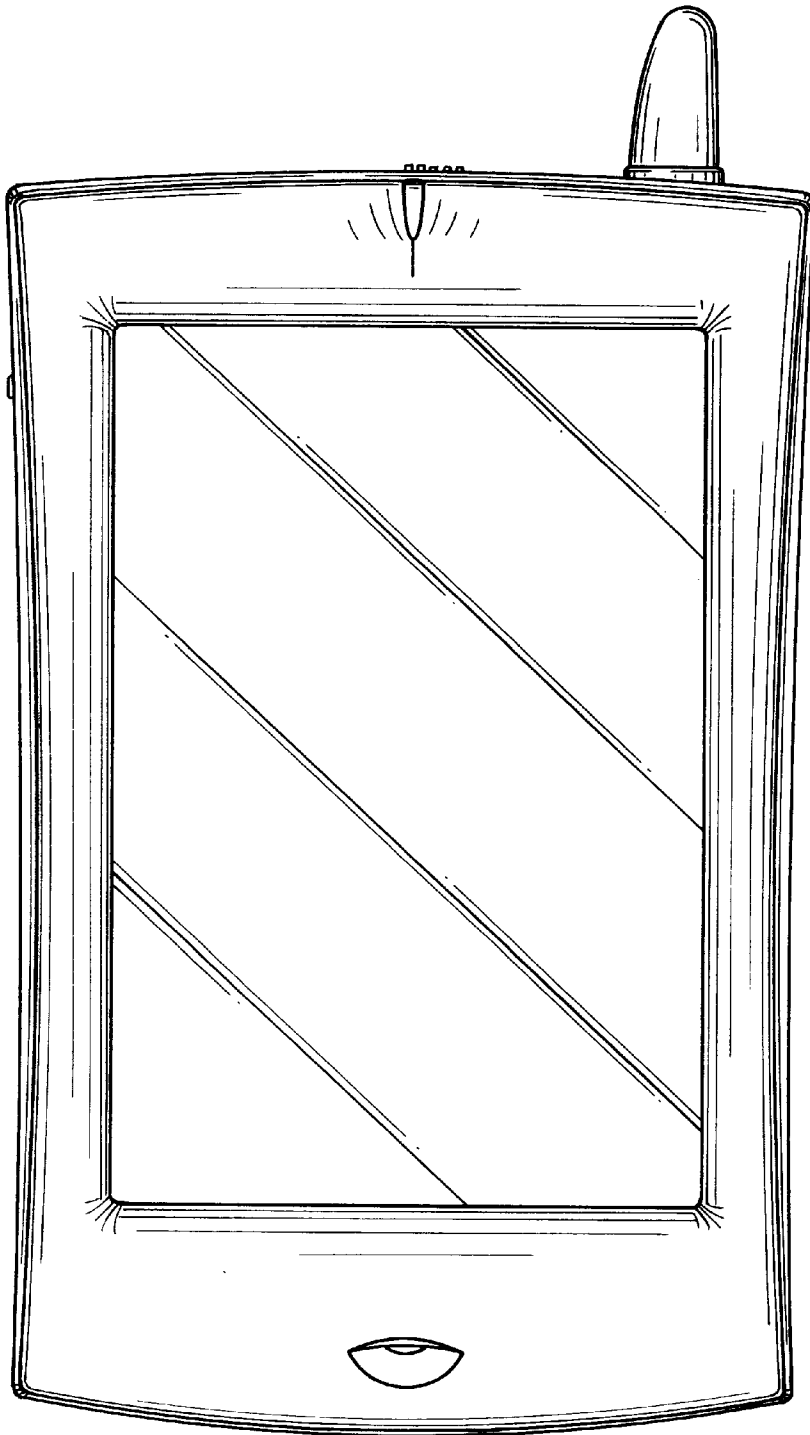


FIG. 2

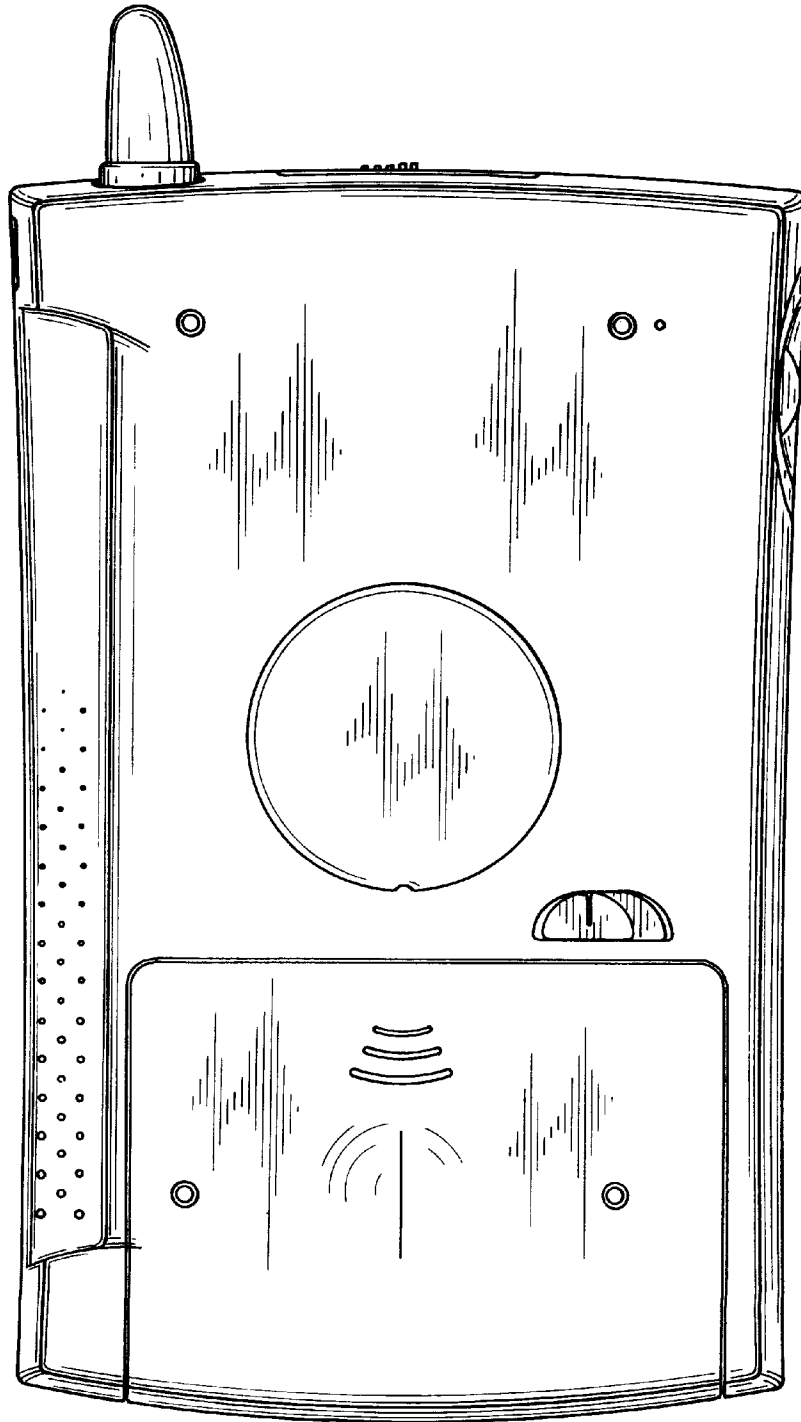


FIG. 3

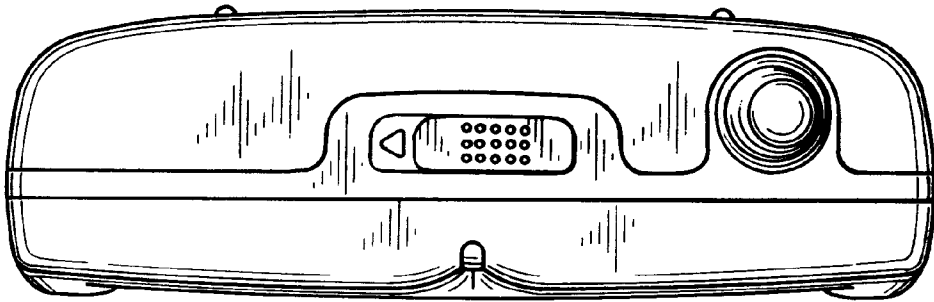


FIG. 4

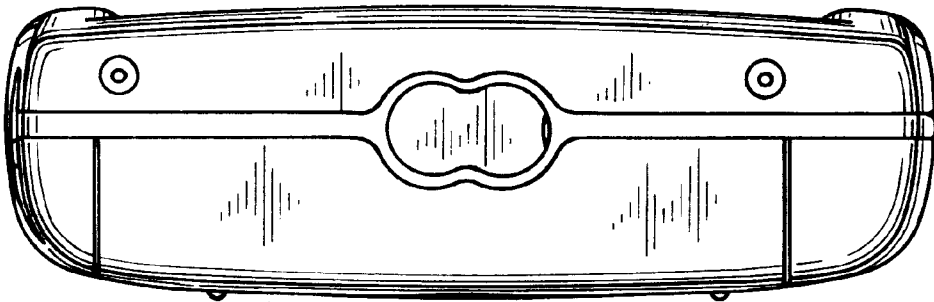


FIG. 5




FIG. 6




FIG. 7

