



US007330585B2

(12) **United States Patent**
Rice et al.

(10) **Patent No.:** **US 7,330,585 B2**
(45) **Date of Patent:** **Feb. 12, 2008**

(54) **COLOR SELECTION AND COORDINATION KIOSK AND SYSTEM**

(75) Inventors: **Mary Rose Rice**, Laguna Niguel, CA (US); **Damien Reynolds**, Huntington Beach, CA (US); **Marc Webb**, Orange, CA (US)

(73) Assignee: **Behr Process Corporation**, Santa Ana, CA (US)

(*) Notice: Subject to any disclaimer, the term of this patent is extended or adjusted under 35 U.S.C. 154(b) by 875 days.

(21) Appl. No.: **10/704,109**

(22) Filed: **Nov. 6, 2003**

(65) **Prior Publication Data**

US 2005/0100210 A1 May 12, 2005

(51) **Int. Cl.**
G06K 9/00 (2006.01)
G09G 5/02 (2006.01)

(52) **U.S. Cl.** **382/162; 345/597**

(58) **Field of Classification Search** **382/162, 382/165, 305; 350/500, 501, 510; 345/589, 345/597; 356/300, 402, 403; 358/500, 501, 358/510**

See application file for complete search history.

(56) **References Cited**

U.S. PATENT DOCUMENTS

4,931,929 A	6/1990	Sherman
5,291,395 A	3/1994	Abecassis
5,367,627 A	11/1994	Johnson
5,615,342 A	3/1997	Johnson
5,708,780 A	1/1998	Levergood et al.
5,751,829 A	5/1998	Ringland et al.
5,949,411 A	9/1999	Doerr et al.
5,953,725 A	9/1999	Eprahim et al.
5,960,411 A	9/1999	Hartman et al.
6,122,391 A	9/2000	Ringland et al.

6,331,858 B2	12/2001	Fisher
D460,785 S	7/2002	Rice
D460,986 S	7/2002	Rice
D461,848 S	8/2002	Rice
D462,720 S	9/2002	Rice
D466,159 S	11/2002	Rice
6,491,750 B1	12/2002	Pace et al.

(Continued)

FOREIGN PATENT DOCUMENTS

FR	2 838 593	10/2003
----	-----------	---------

(Continued)

OTHER PUBLICATIONS

Stacie Barnett, "Self Service Kiosk News," Kiosks.Org, Apr. 1, 2003, 1-2, XP-002322388.

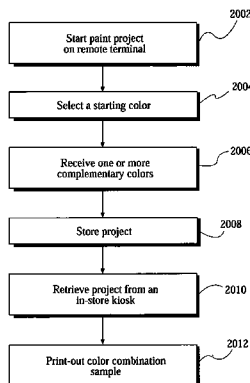
(Continued)

Primary Examiner—Duy M. Dang
(74) *Attorney, Agent, or Firm*—Greenberg Traurig LLP; Franklin D. Ubell

(57) **ABSTRACT**

A color selection and coordination system including a database of predetermined color relationships for providing one or more combinations of complementary colors for the desired starting color based on color theory and expert input. One implementation of the invention provides a kiosk with a display device, an input device, and a processing unit configured to receive a starting color via the input device, determine one or more complementary colors for the starting color, and provide one or more color combinations via the display device, each color combination including the starting color and one or more of the complementary colors.

50 Claims, 47 Drawing Sheets



U.S. PATENT DOCUMENTS

6,507,824 B1 1/2003 Yon et al.
D470,191 S 2/2003 Rice
6,522,977 B2* 2/2003 Corrigan et al. 702/32
6,563,510 B1* 5/2003 Rice et al. 382/162
6,572,377 B2 6/2003 Masters
6,581,109 B1 6/2003 Fields et al.
6,632,093 B1 10/2003 Rice et al.
6,727,925 B1 4/2004 Bourdelais
6,740,154 B2 5/2004 Pace et al.
6,842,654 B2 1/2005 Lawn et al.
6,870,544 B2 3/2005 Blanchard et al.
6,924,817 B2 8/2005 Rice et al.
7,193,632 B2* 3/2007 Rice et al. 345/597
2002/0002497 A1 1/2002 Tilman
2002/0059248 A1 5/2002 Farchione
2002/0062264 A1 5/2002 Knight
2002/0099725 A1 7/2002 Gordon
2002/0184232 A1 12/2002 Menner et al.

2004/0158505 A1 8/2004 Kurns et al.
2004/0161727 A1 8/2004 Brodine
2005/0033662 A1 2/2005 Buch et al.

FOREIGN PATENT DOCUMENTS

WO WO 02/029628 4/2002

OTHER PUBLICATIONS

Glenna Morton, "Home Depot Color Solutions Center," Interior Decorating, Jul. 14, 2003, 1-1, XP-002322389.
Adrian Reusser, "Vernetzte Fahrscheinautomaten in Los Angeles," tec. Das Technische Magazin von ASCOM, ASCOM Holding, Bern, CH, No. 3, Jan. 1993, 13-15, XP-000435503.
Stacie Barnett, "Self Service Kiosk News," Kiosks.Org, Apr. 1, 2003, 1-2, XP-002322388.
"New Tools to Help Consumers Choose Color," Interior Decorating, Jul. 14, 2003, 1-1, XP-002322389.

* cited by examiner

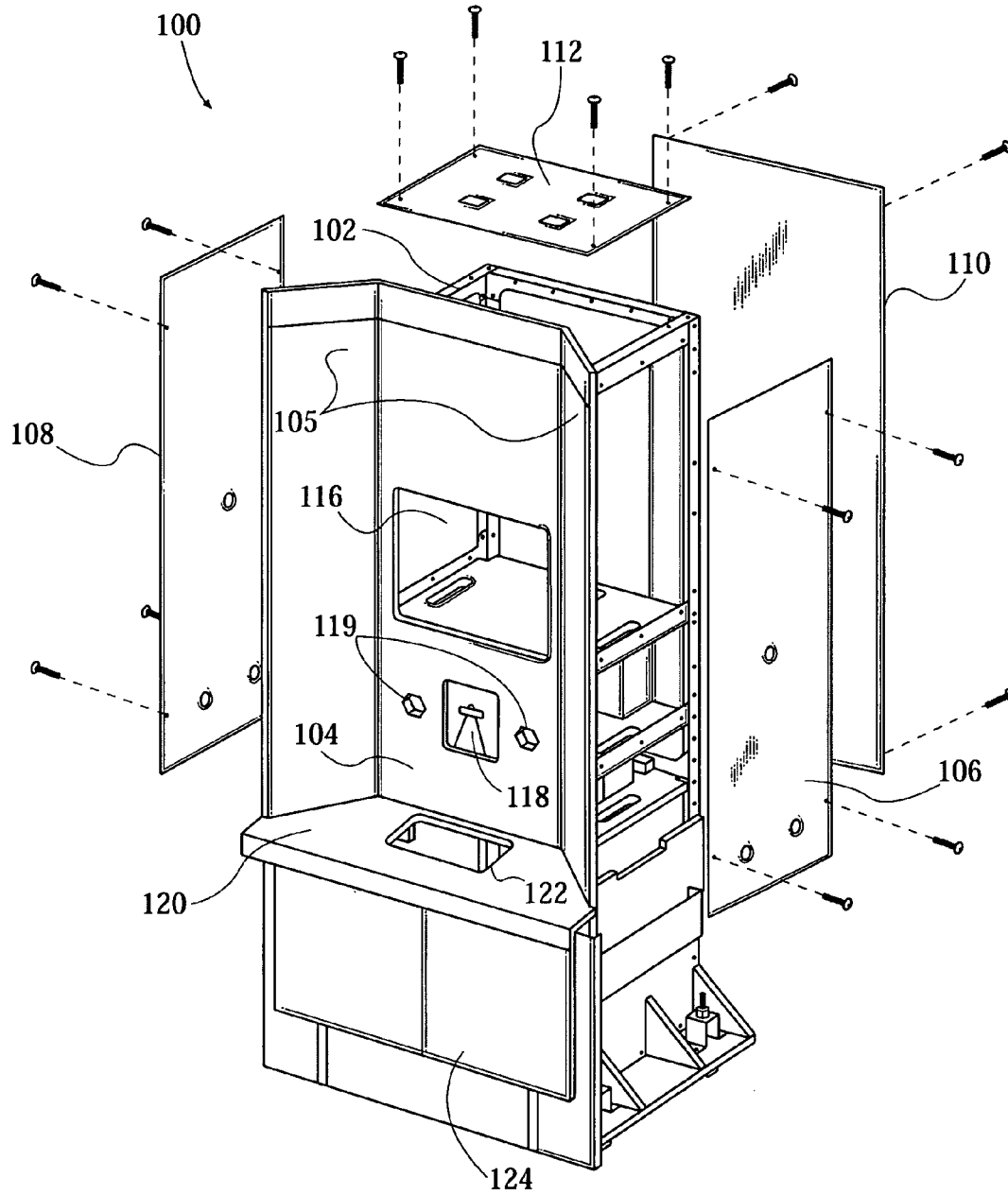


Fig. 1

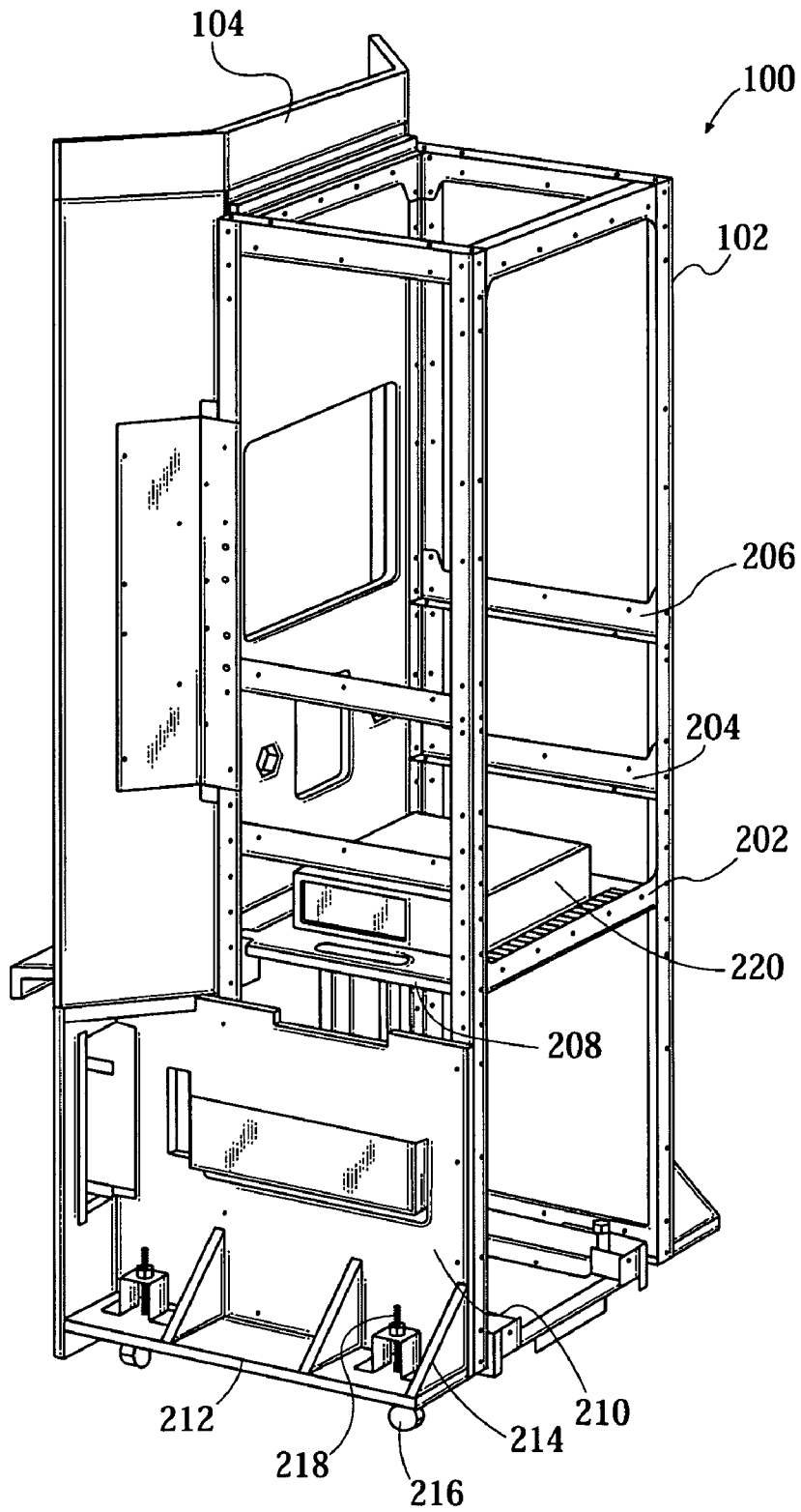


Fig. 2

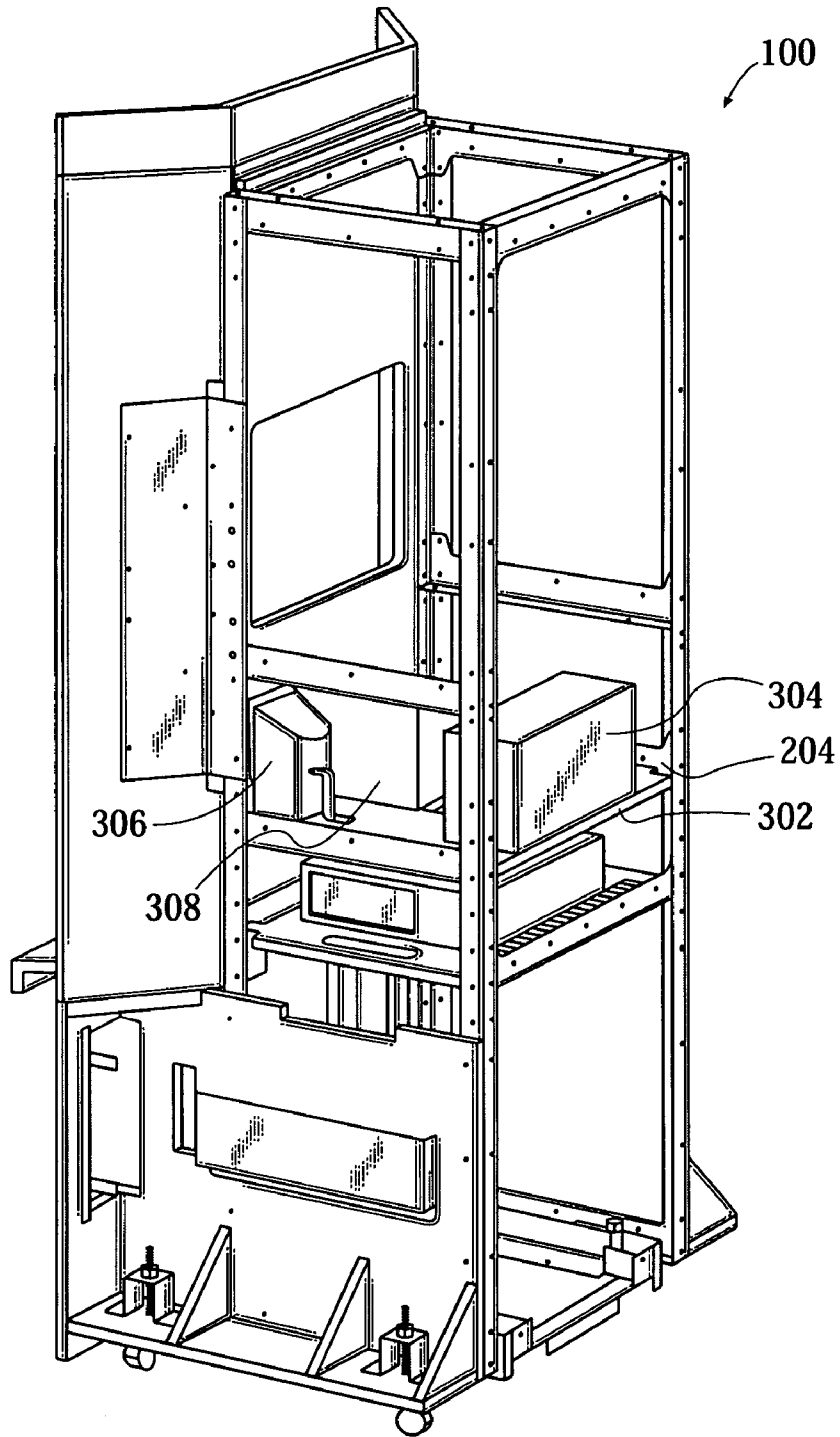


Fig. 3

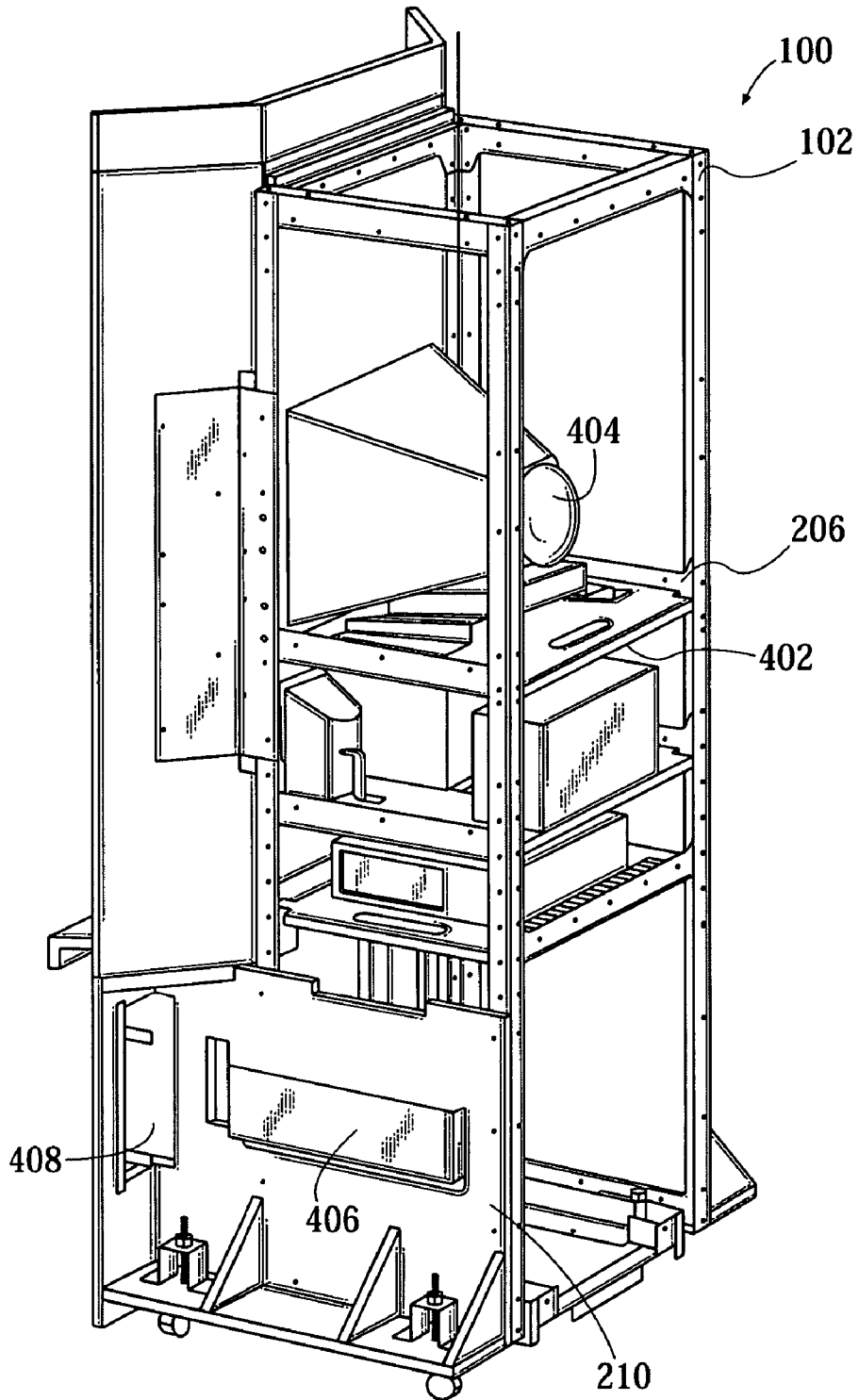


Fig. 4

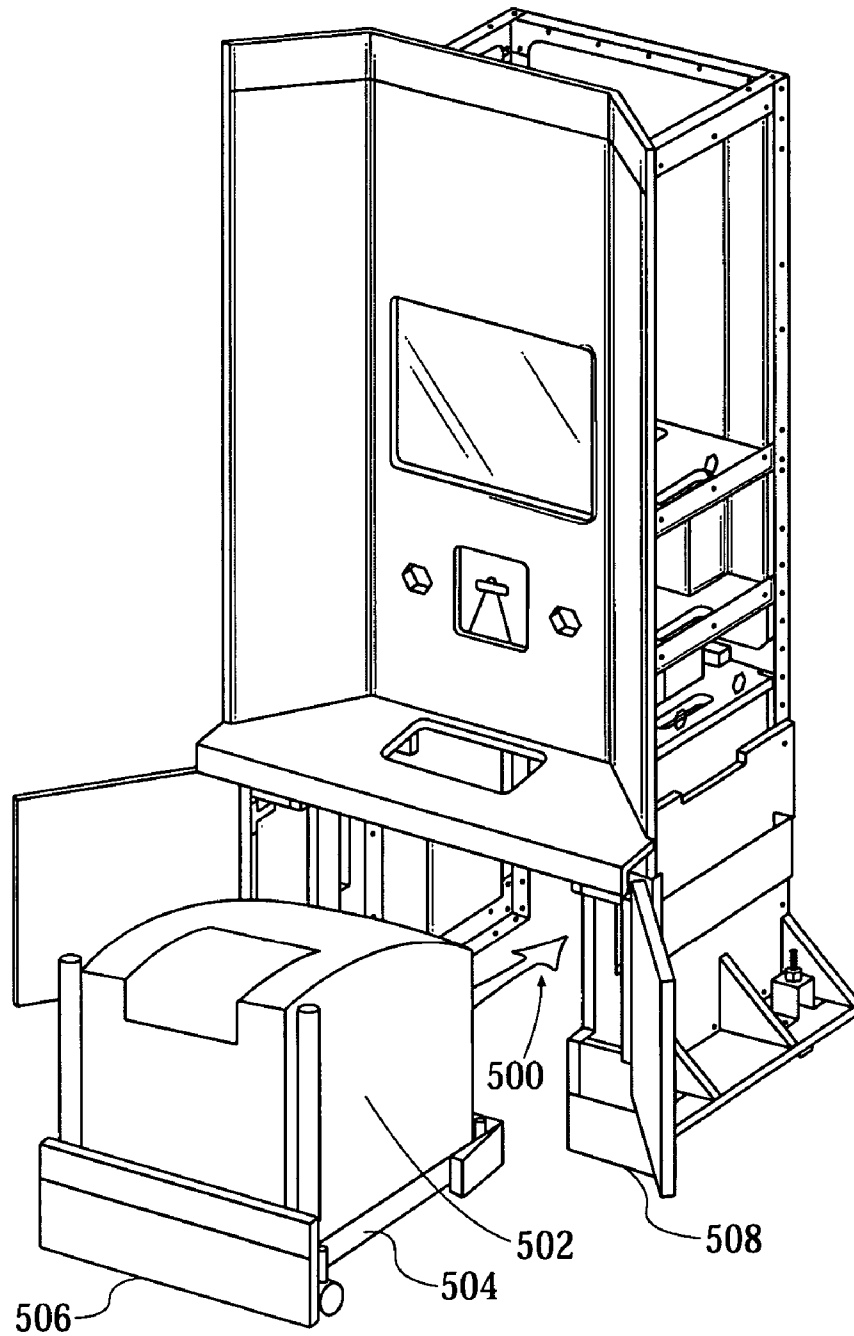


Fig. 5

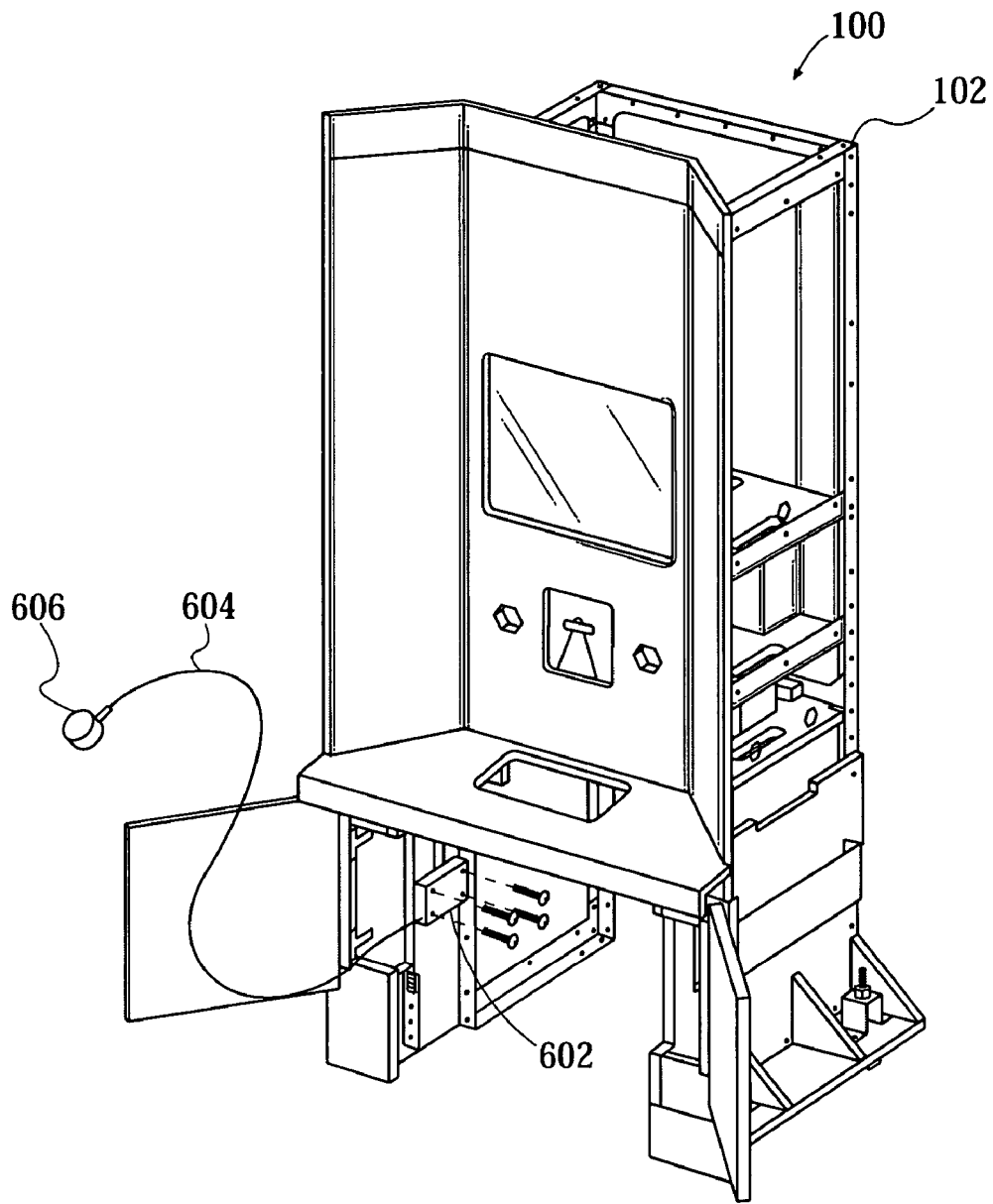


Fig. 6

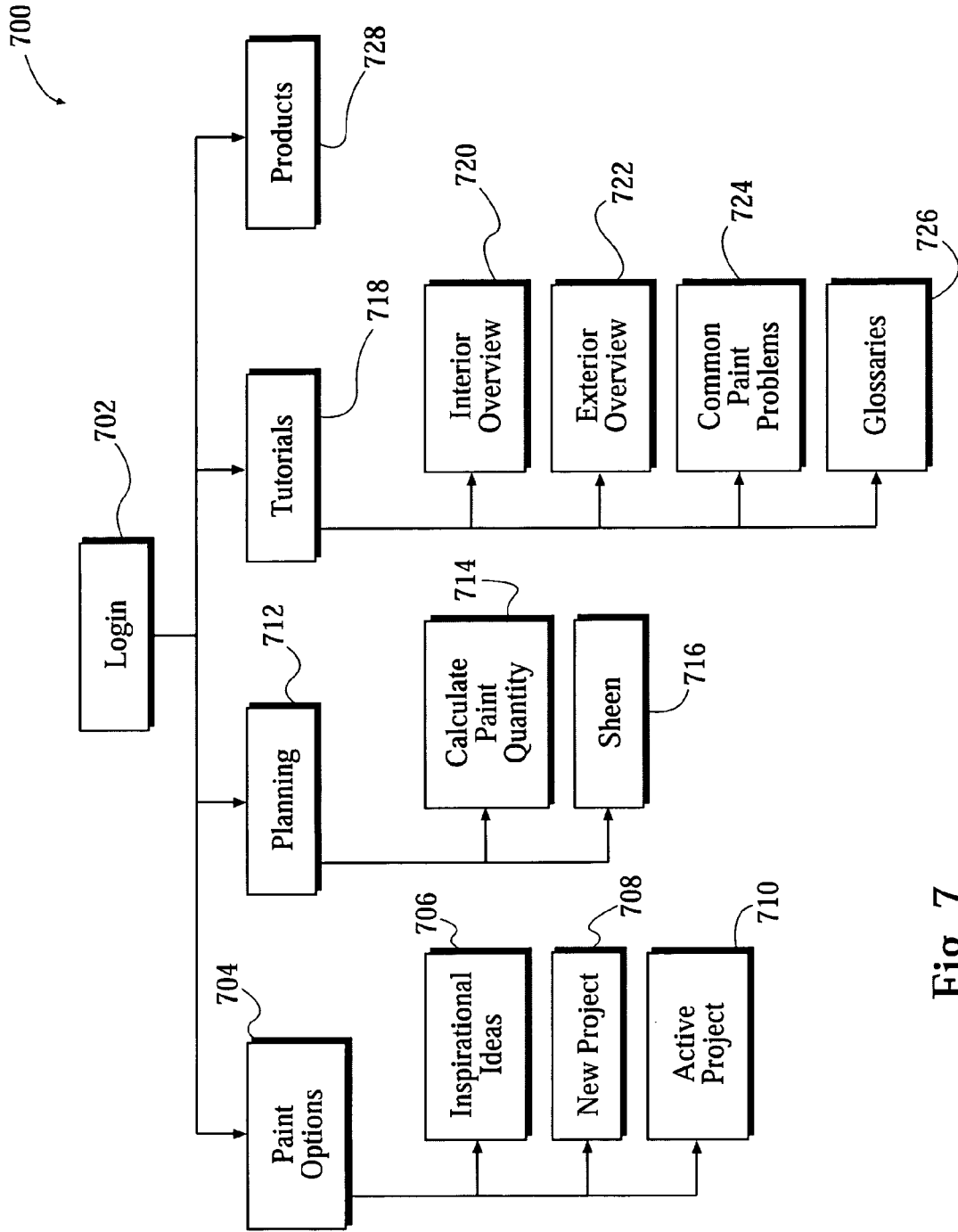


Fig. 7

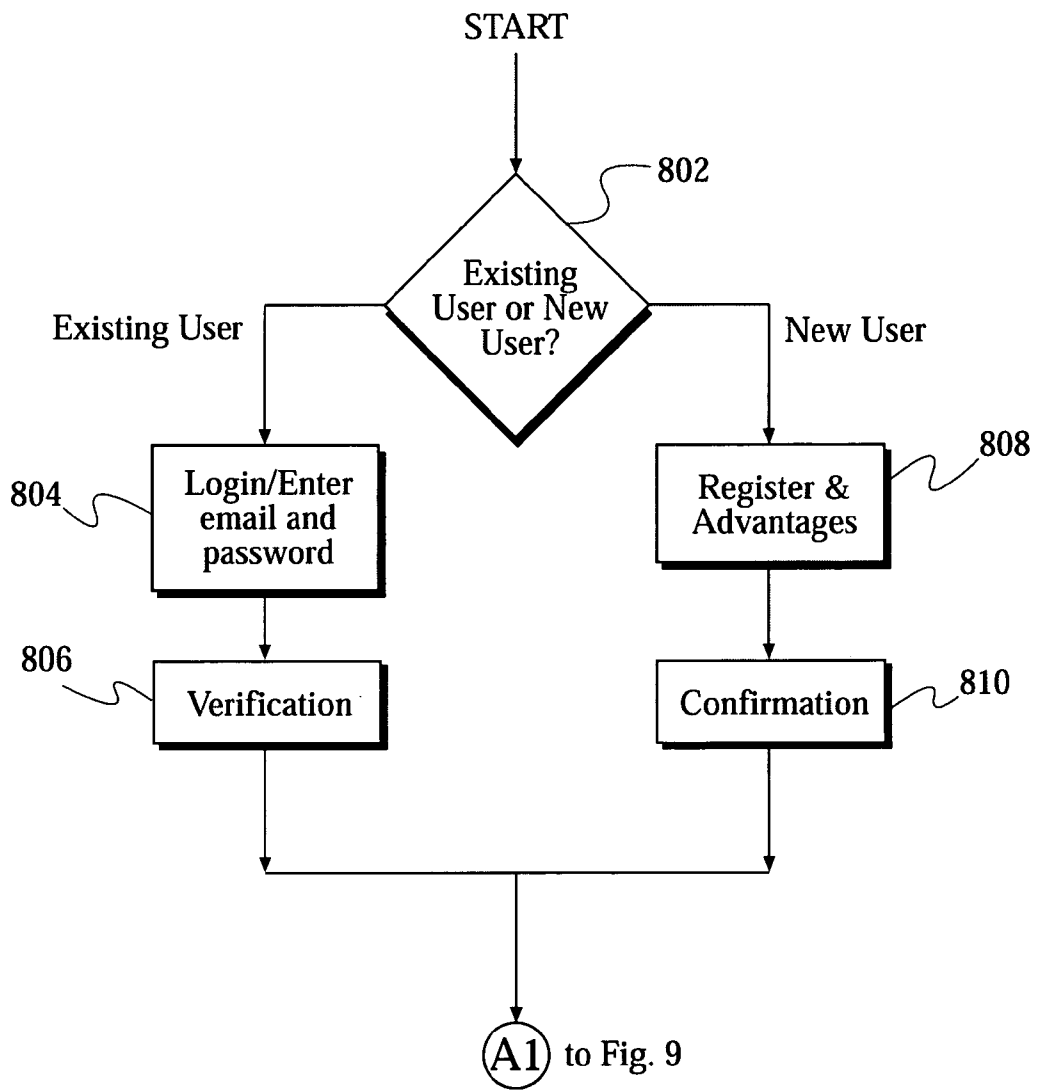


Fig. 8

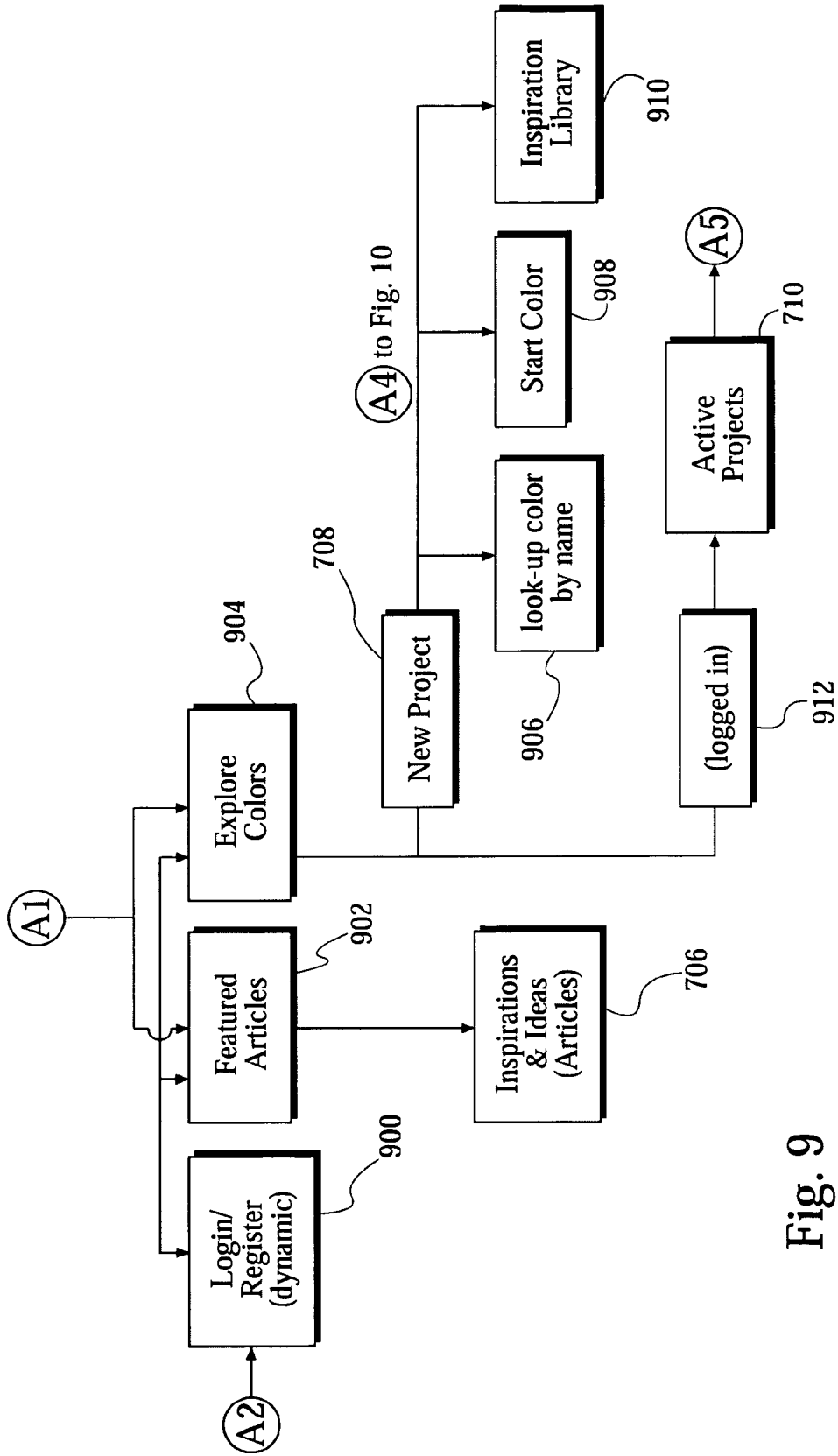


Fig. 9

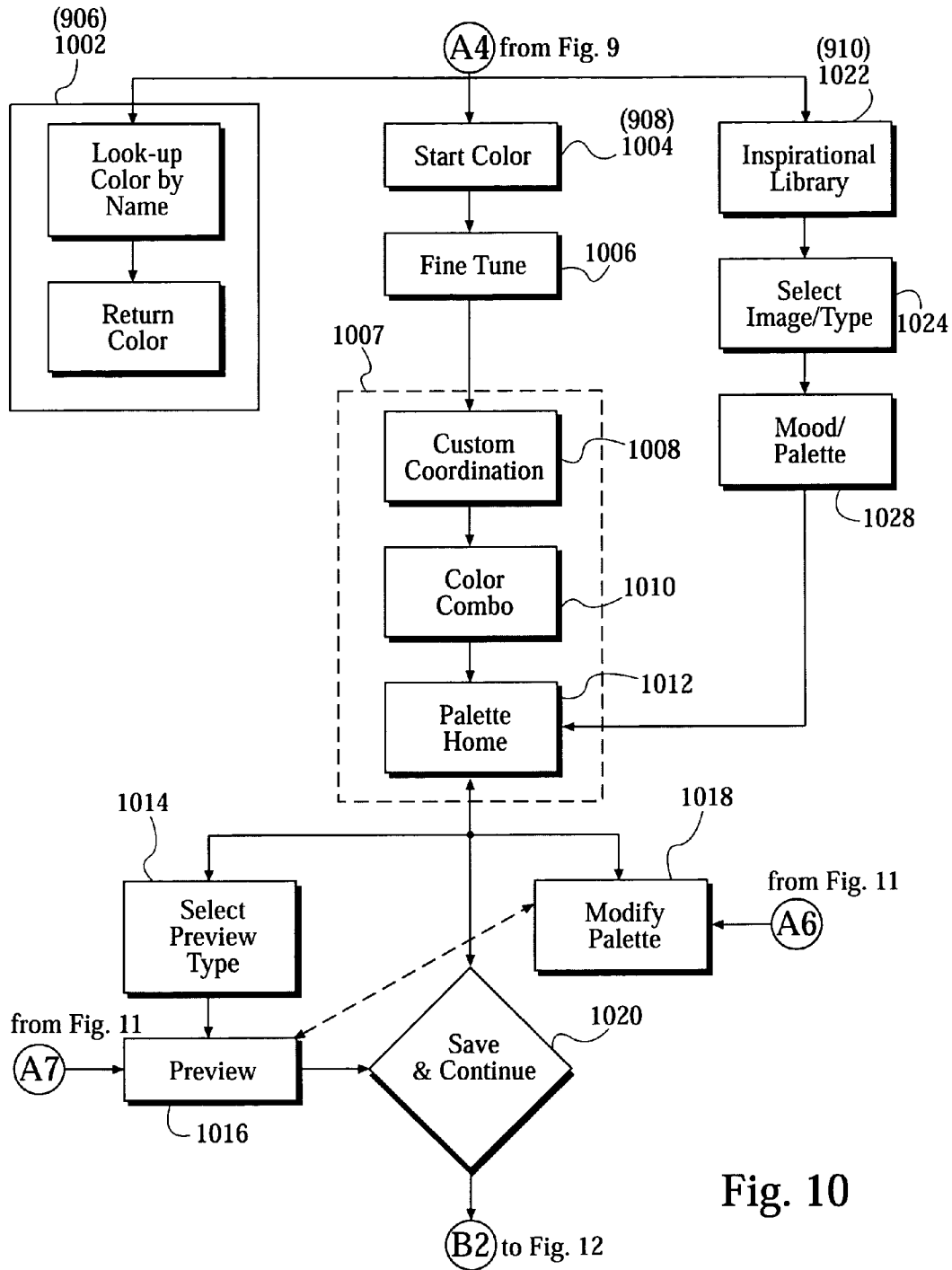


Fig. 10

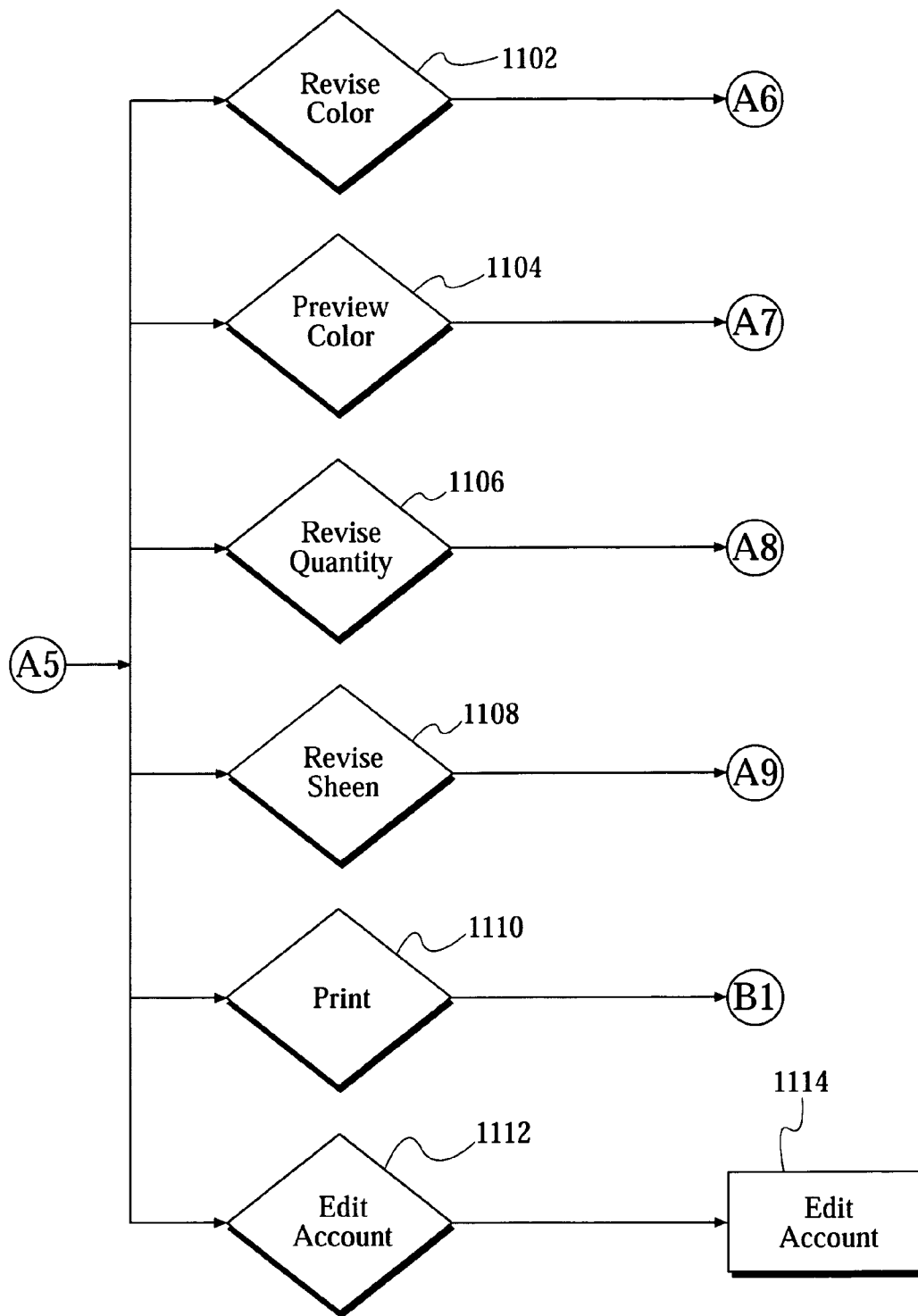


Fig. 11

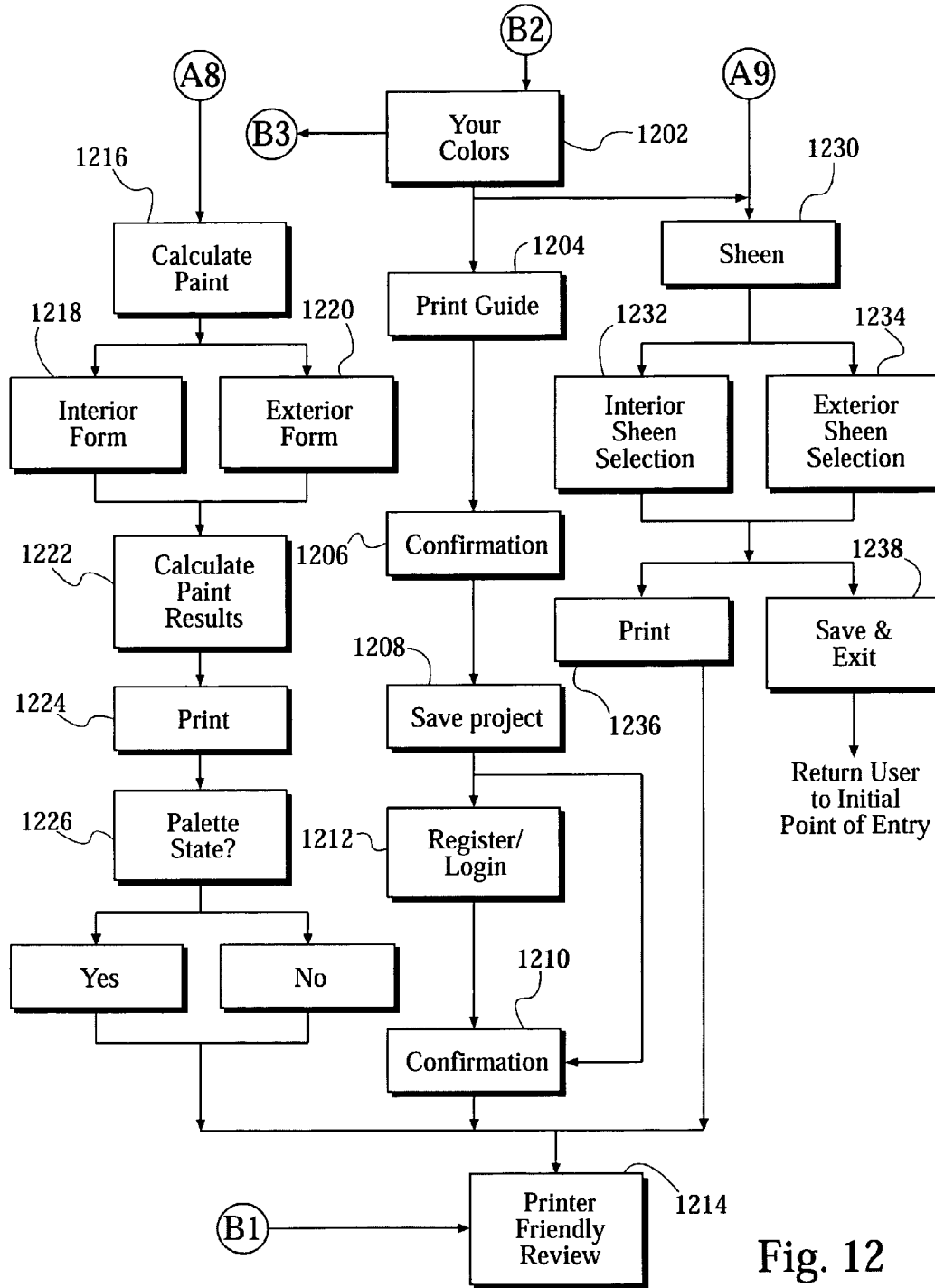


Fig. 12

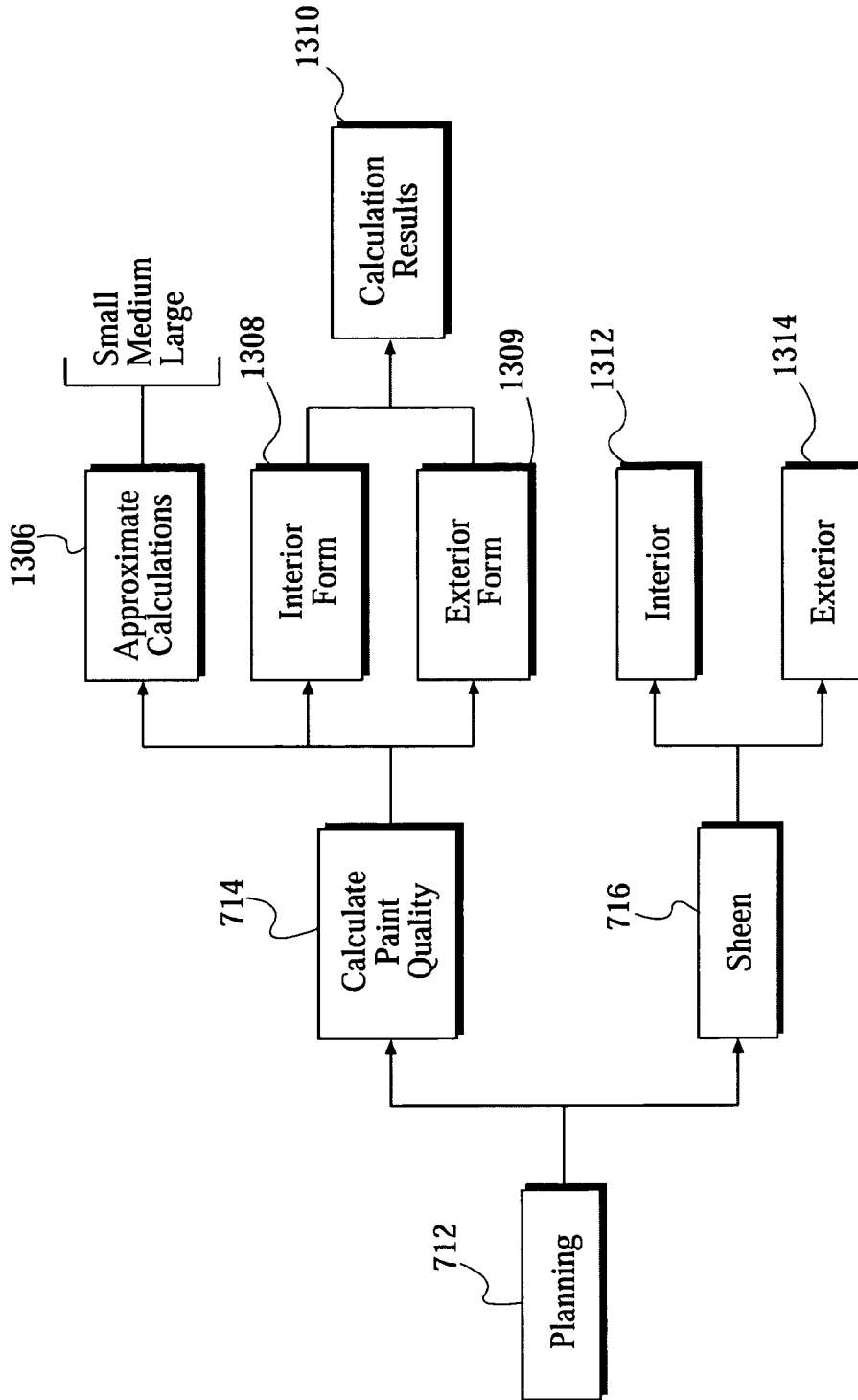


Fig. 13

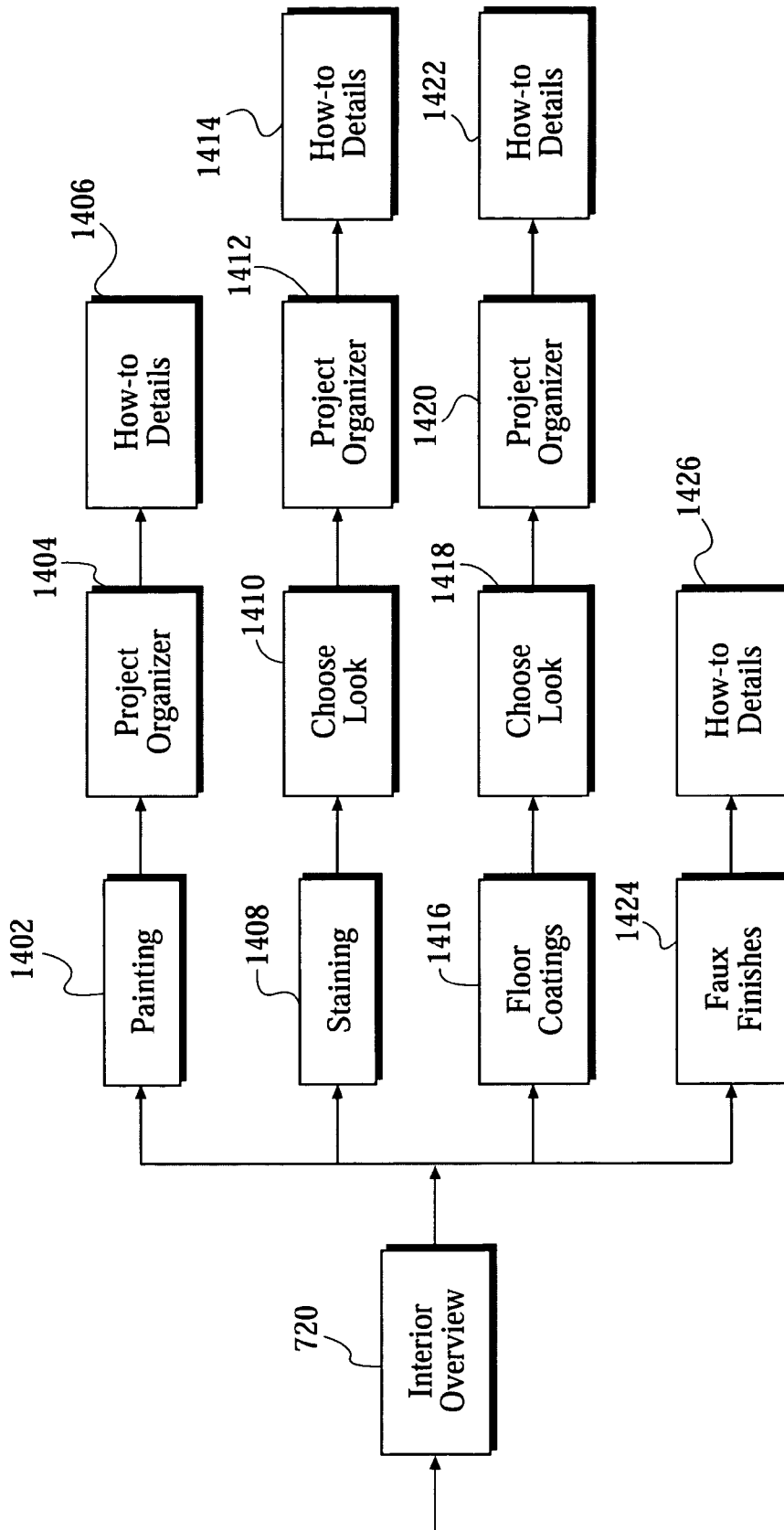


Fig. 14

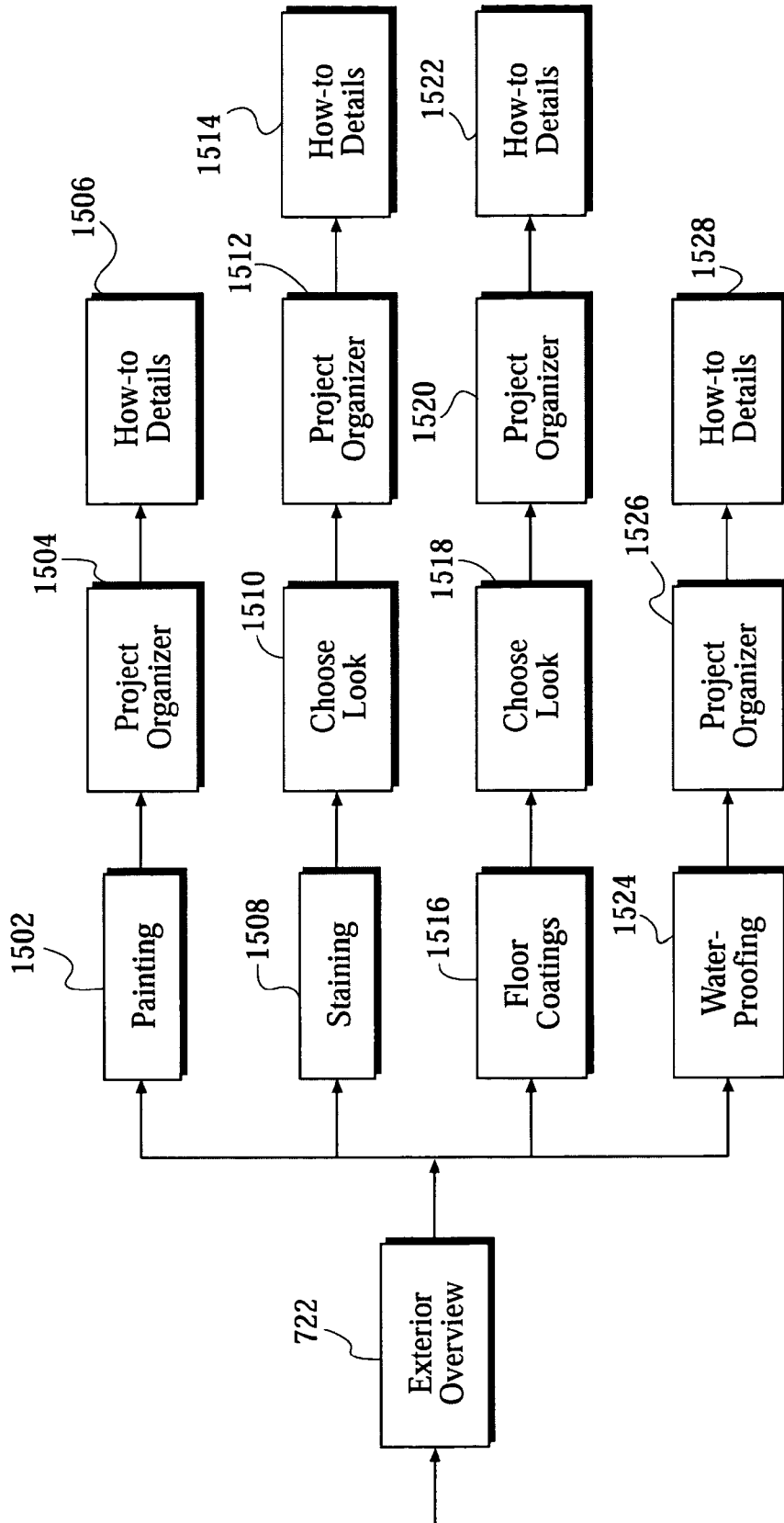


Fig. 15

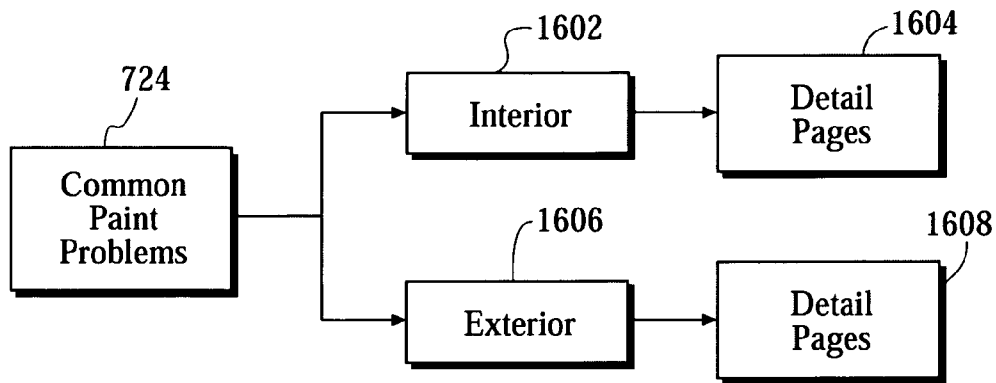


Fig. 16

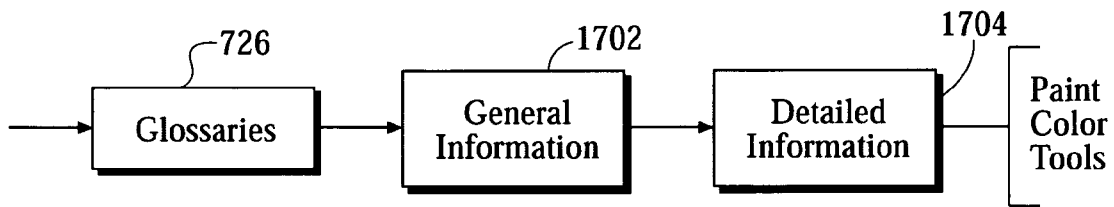


Fig. 17

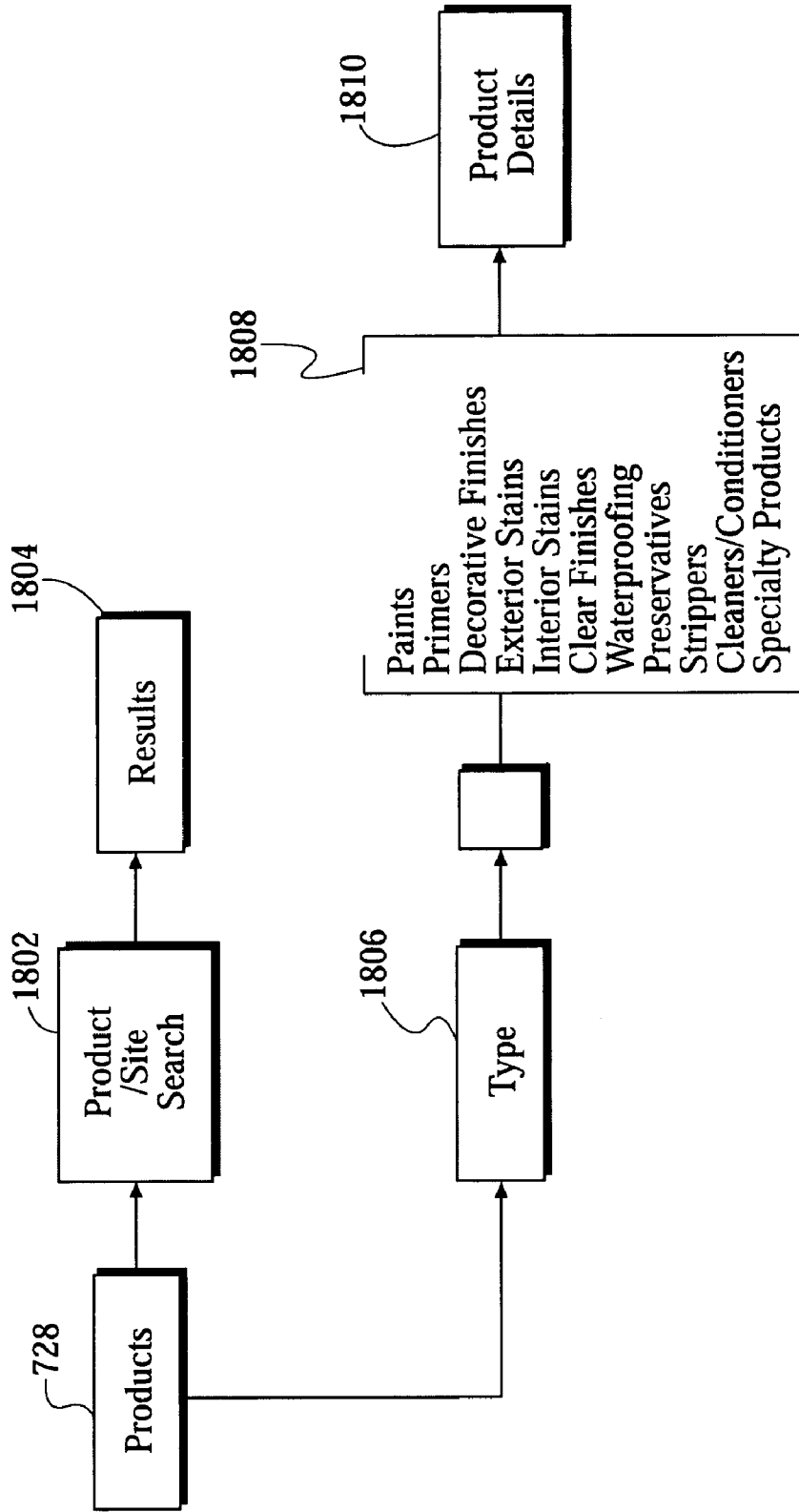


Fig. 18

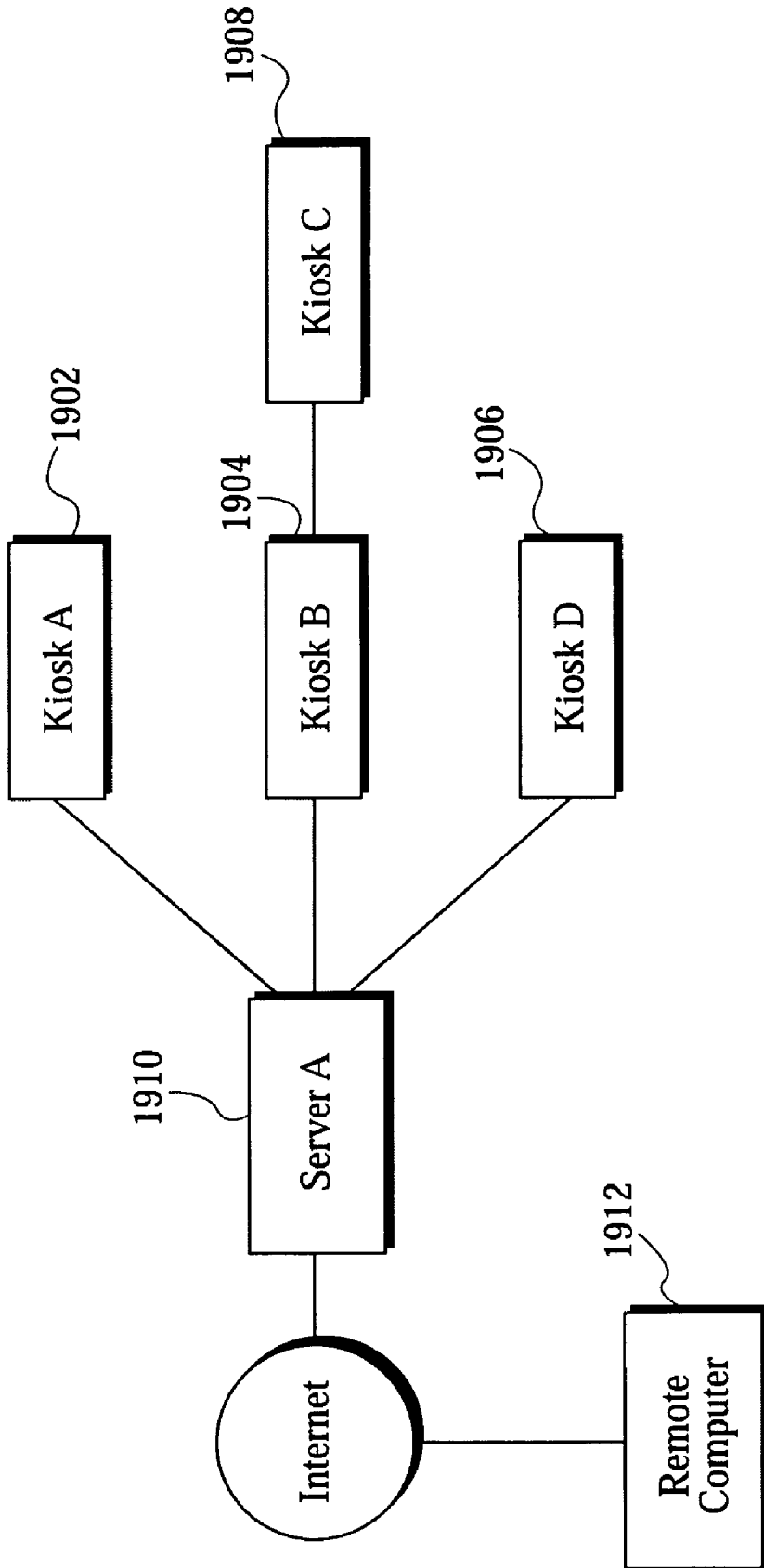


Fig. 19

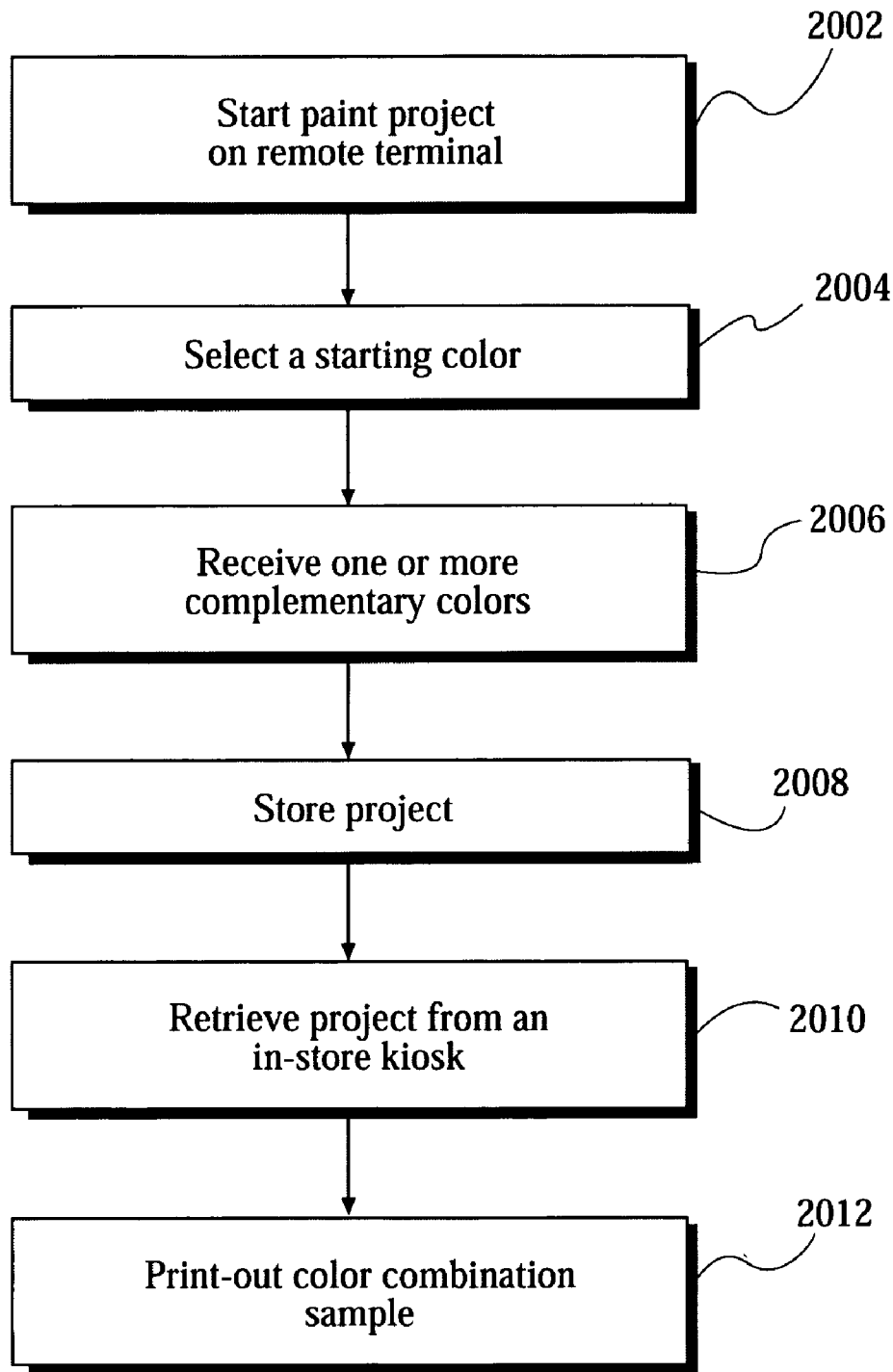


Fig. 20

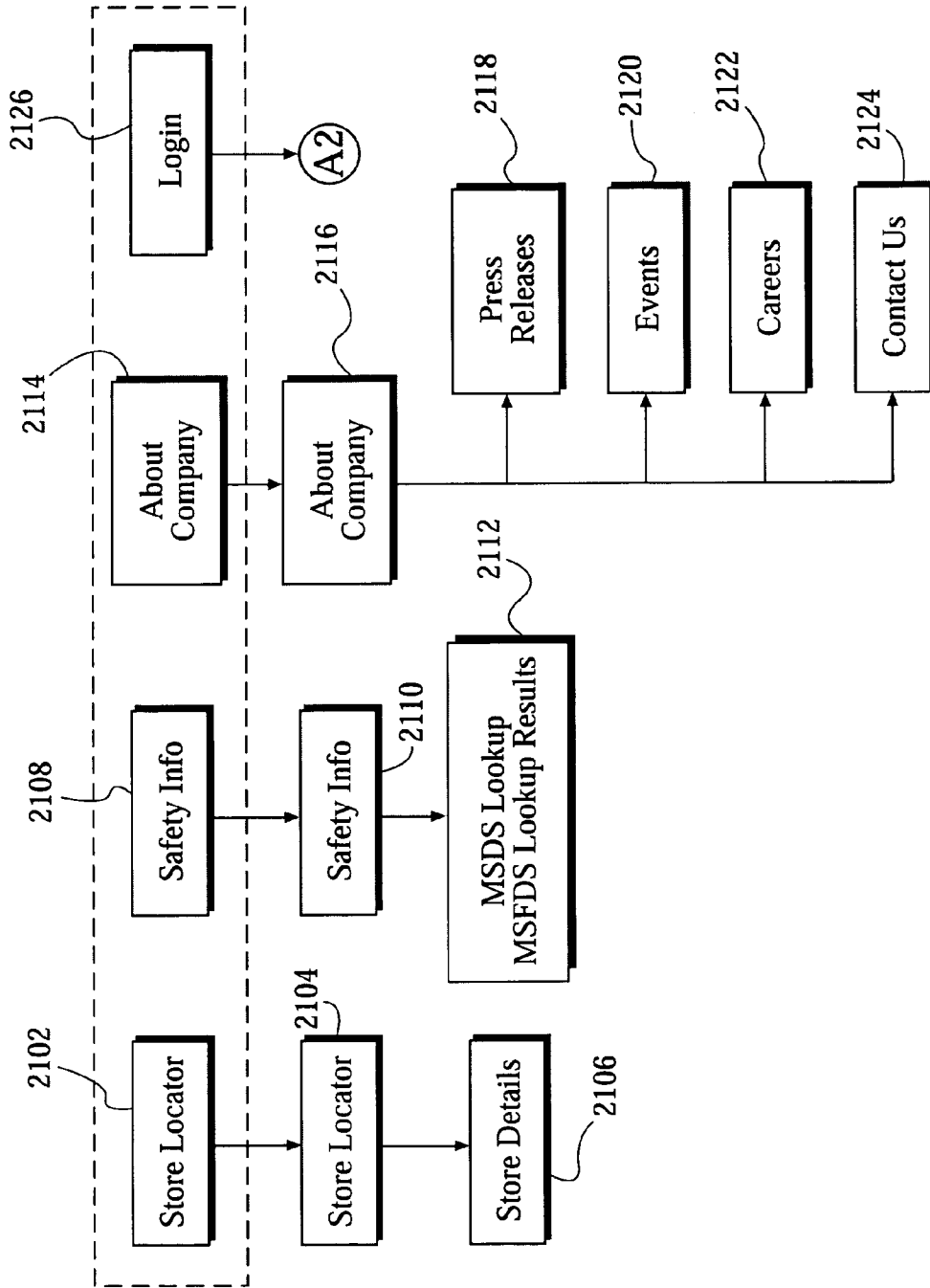


Fig. 21

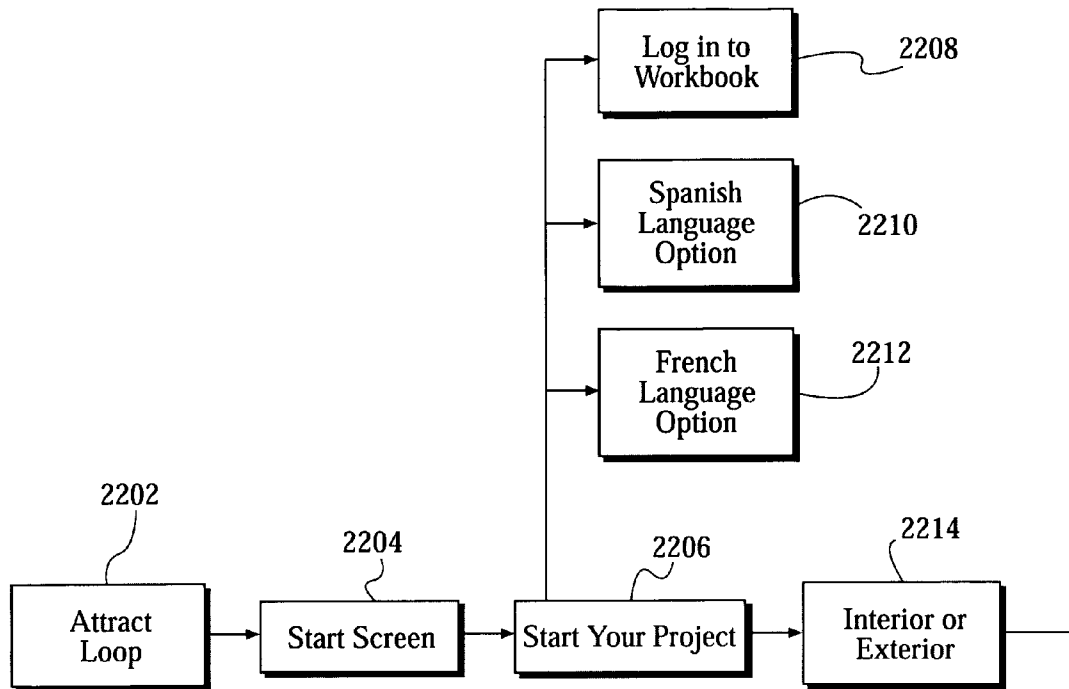


Fig. 22B

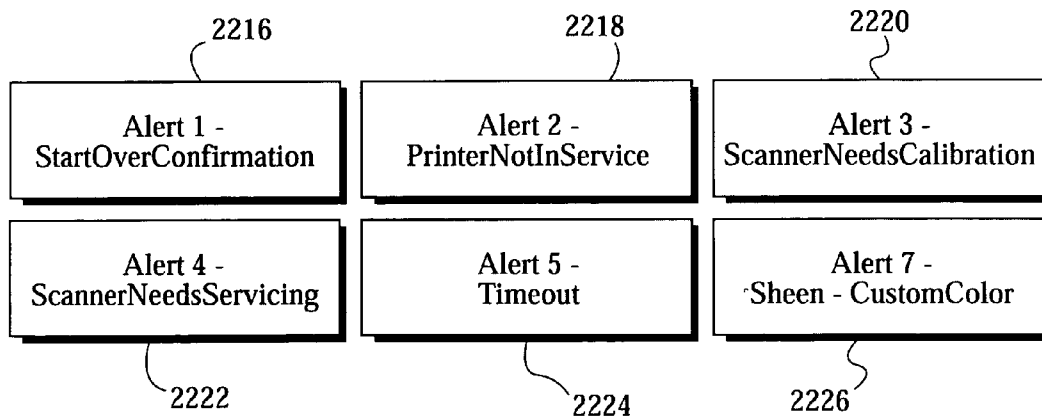
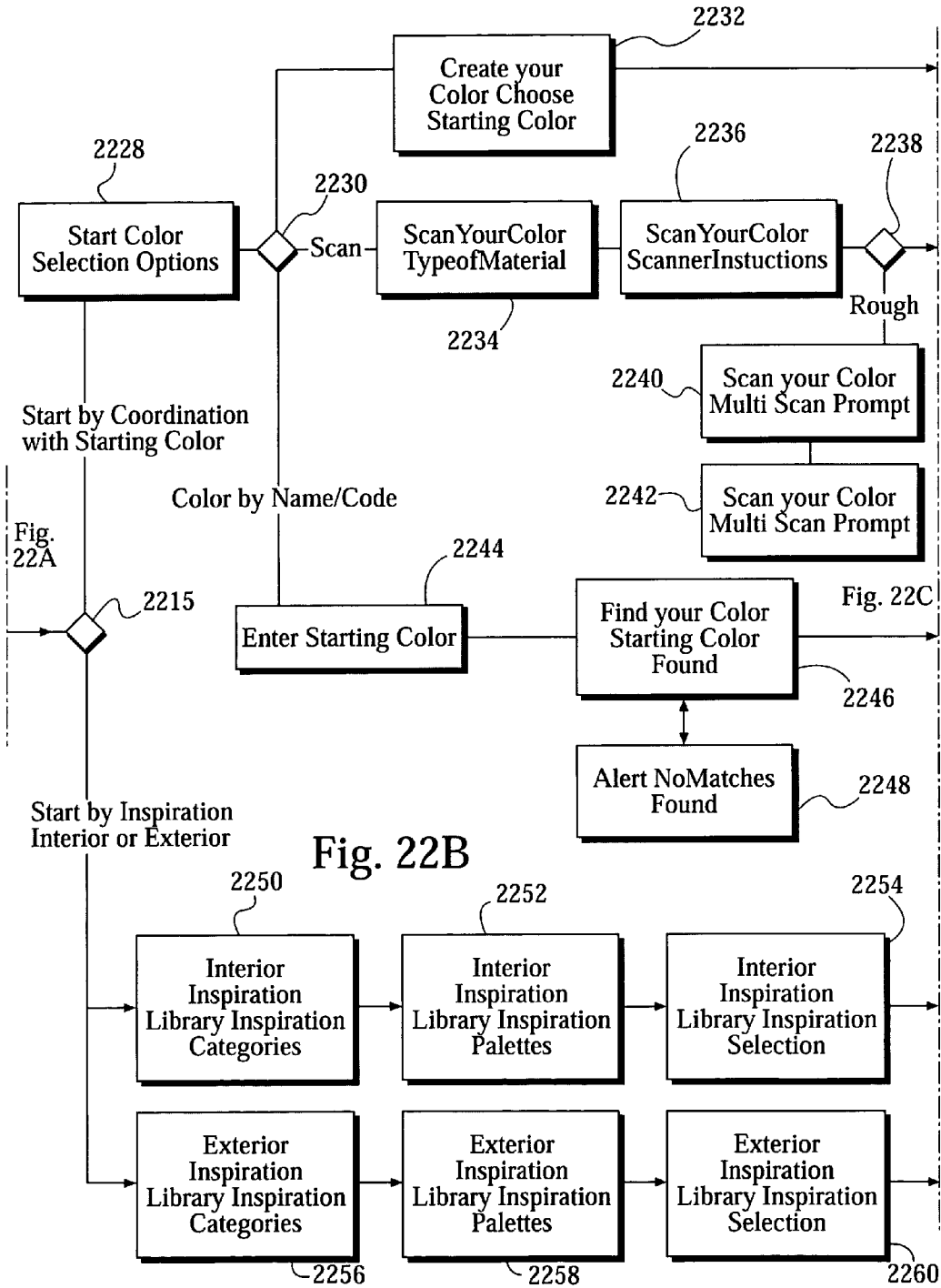
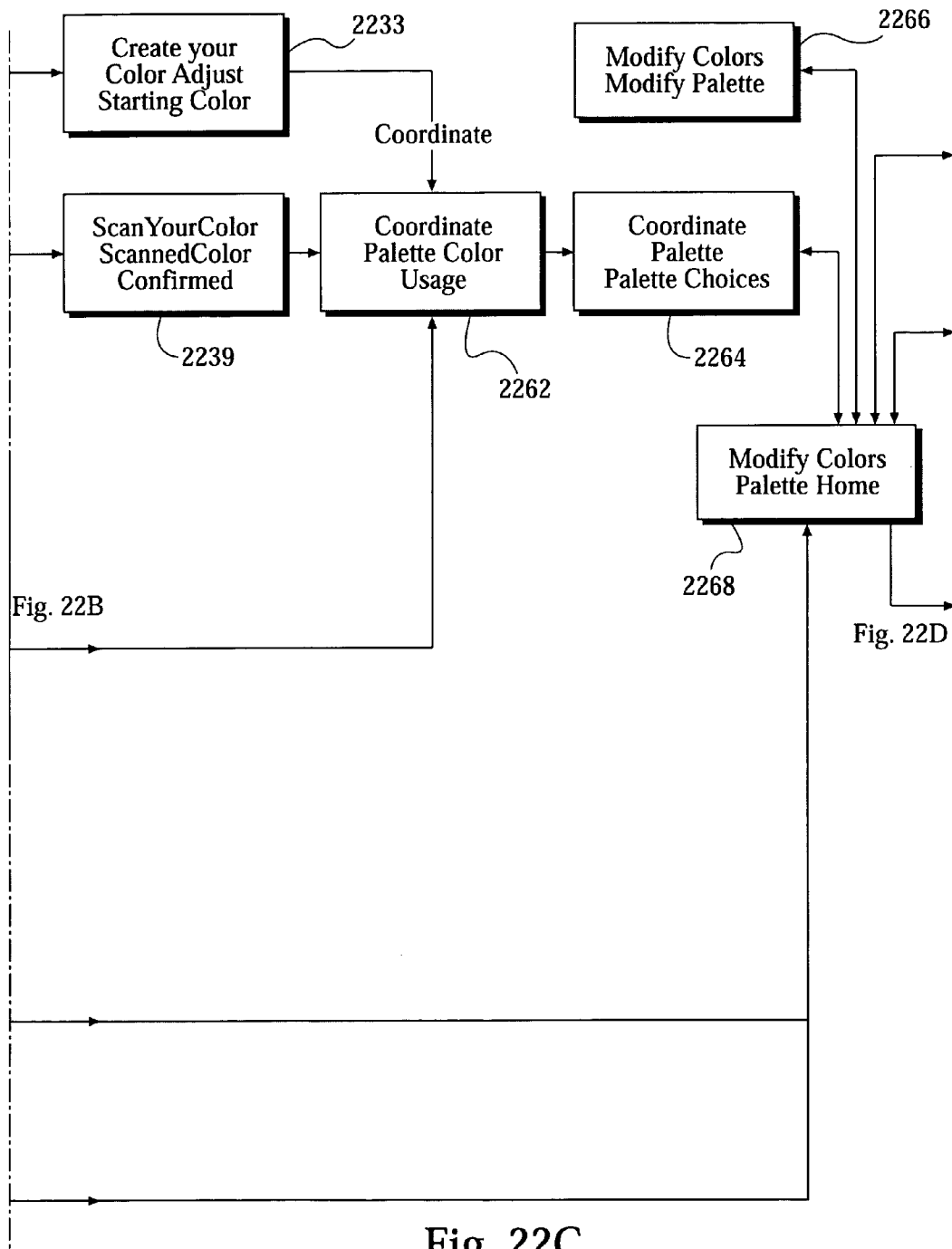


Fig. 22A





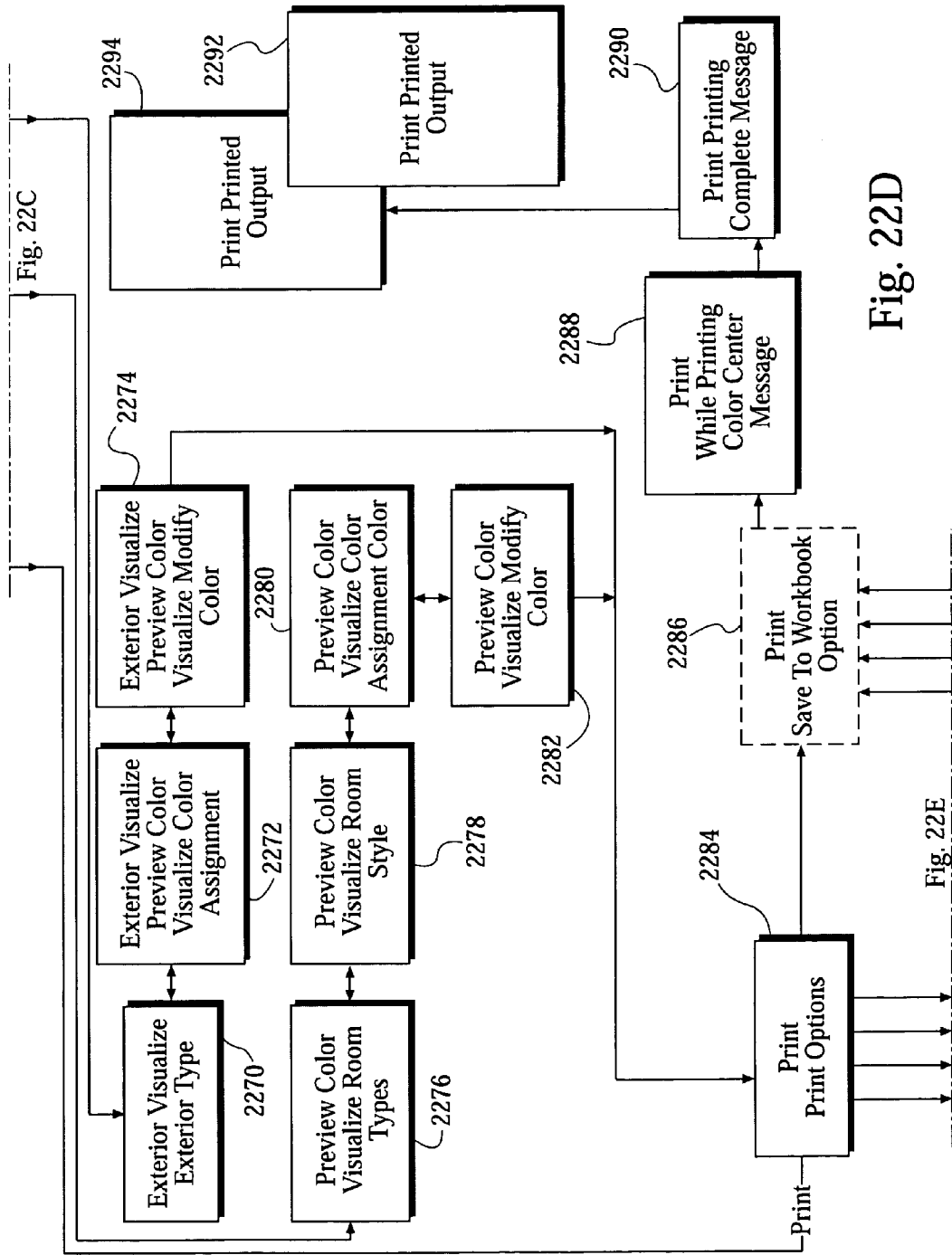


Fig. 22D

Fig. 22E

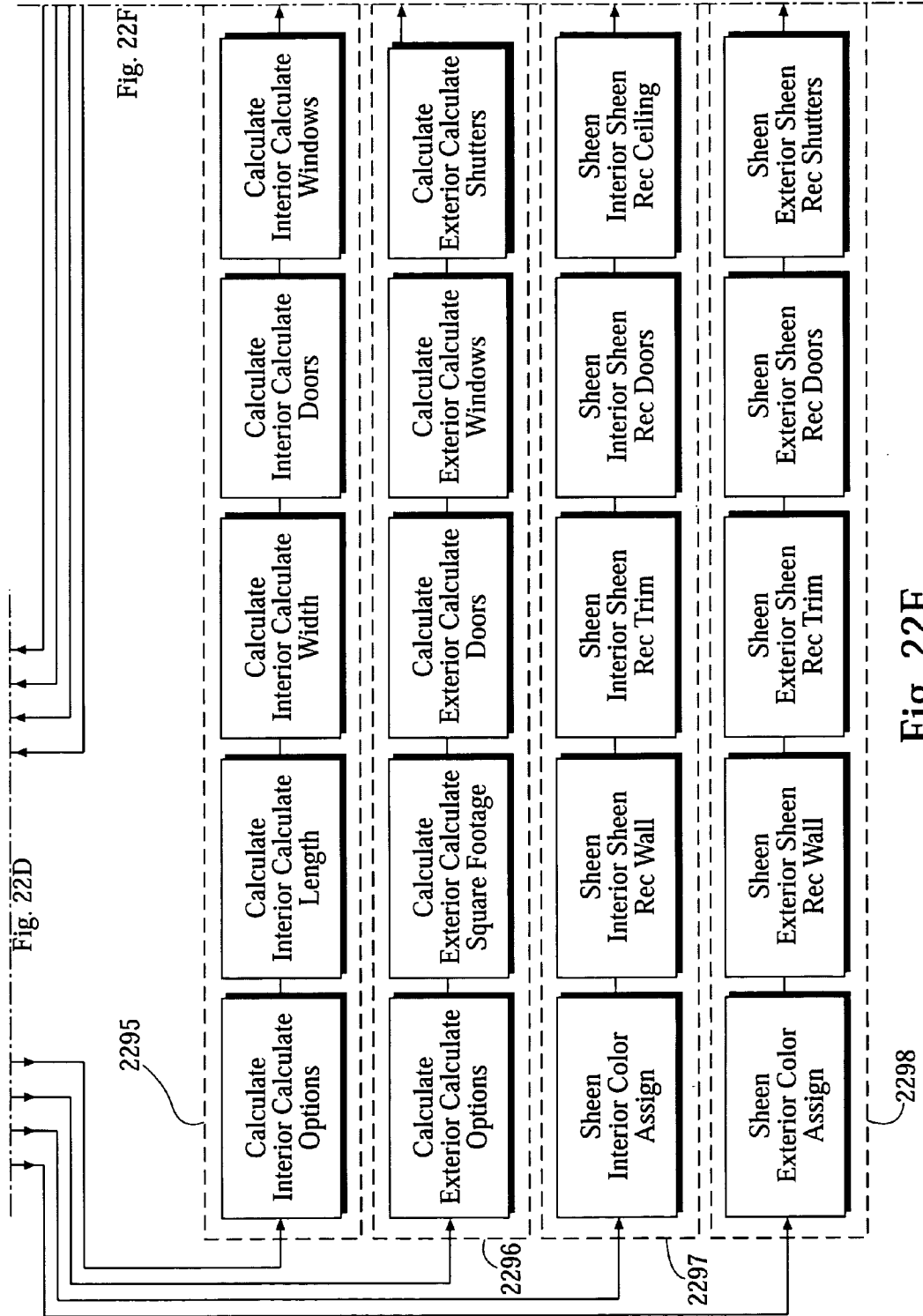


Fig. 22E

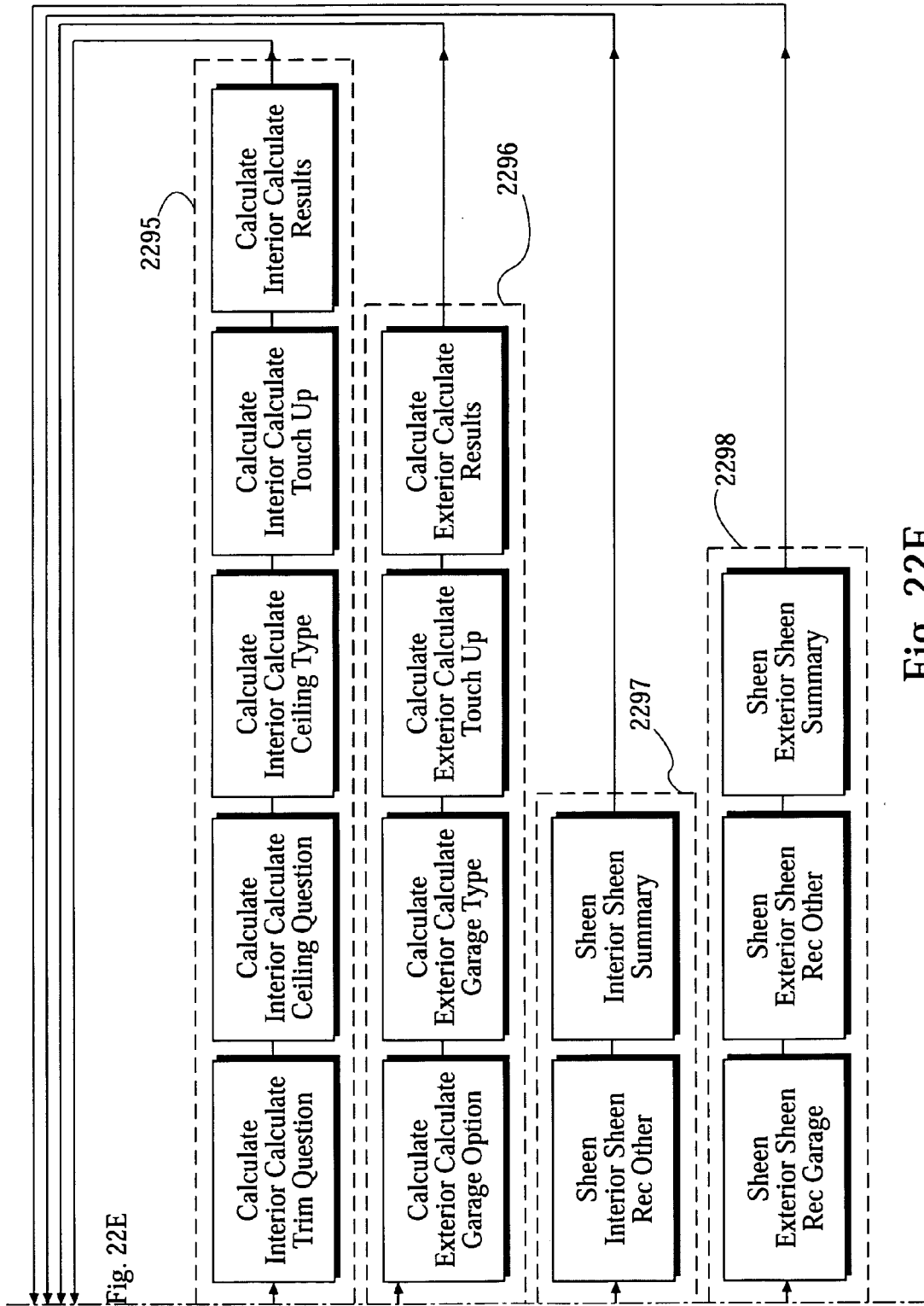


Fig. 22E

Fig. 22F

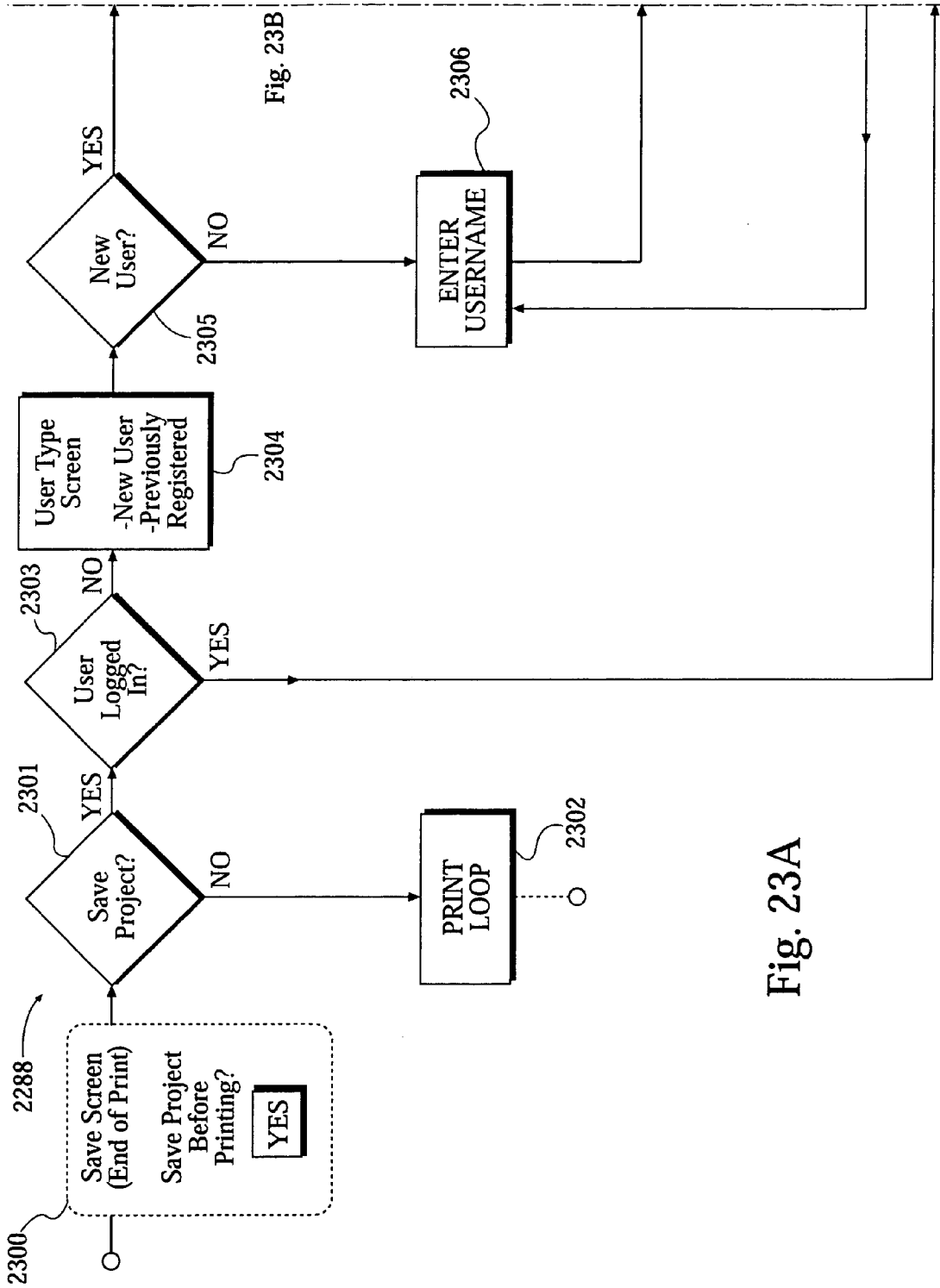
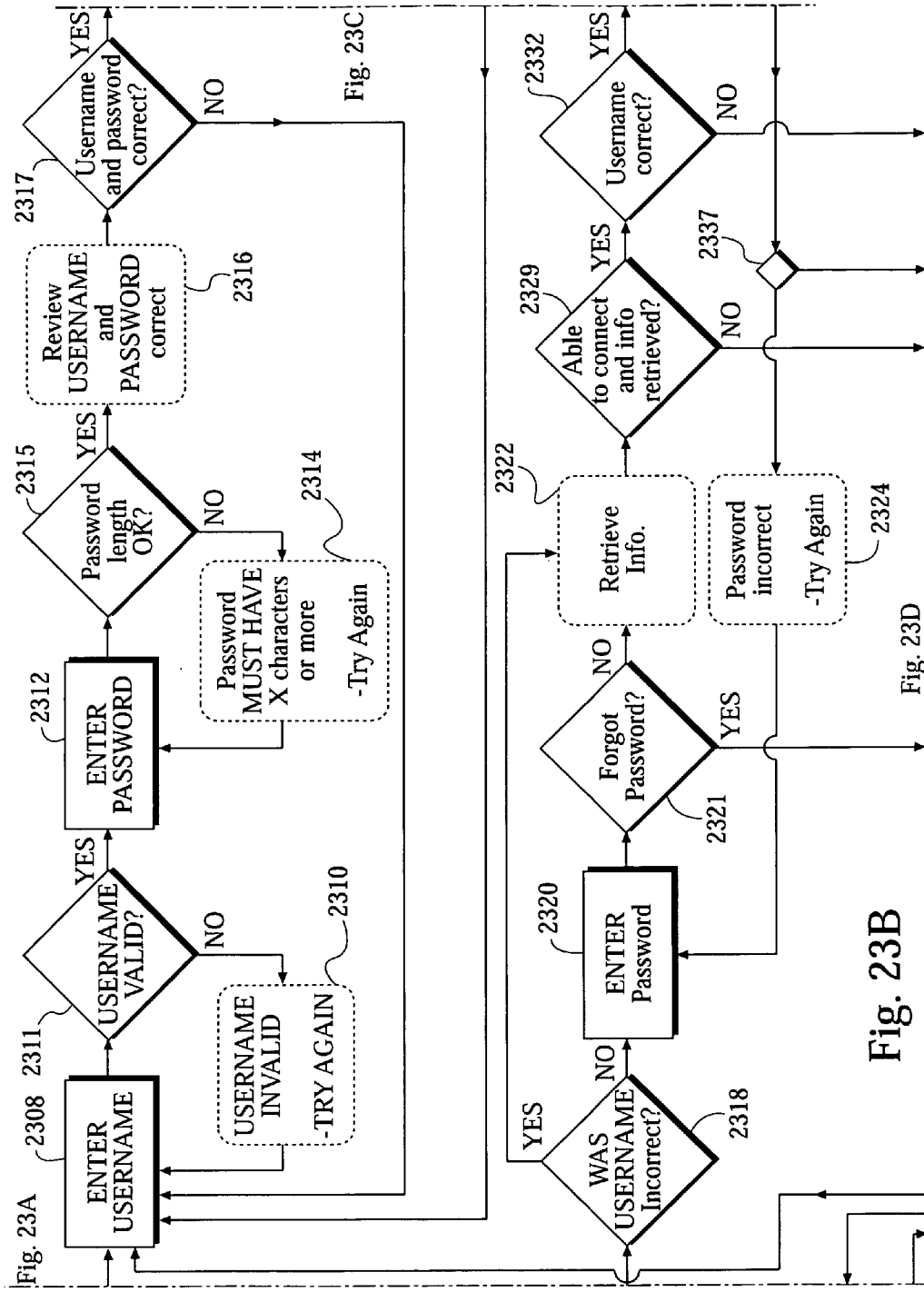


Fig. 23A



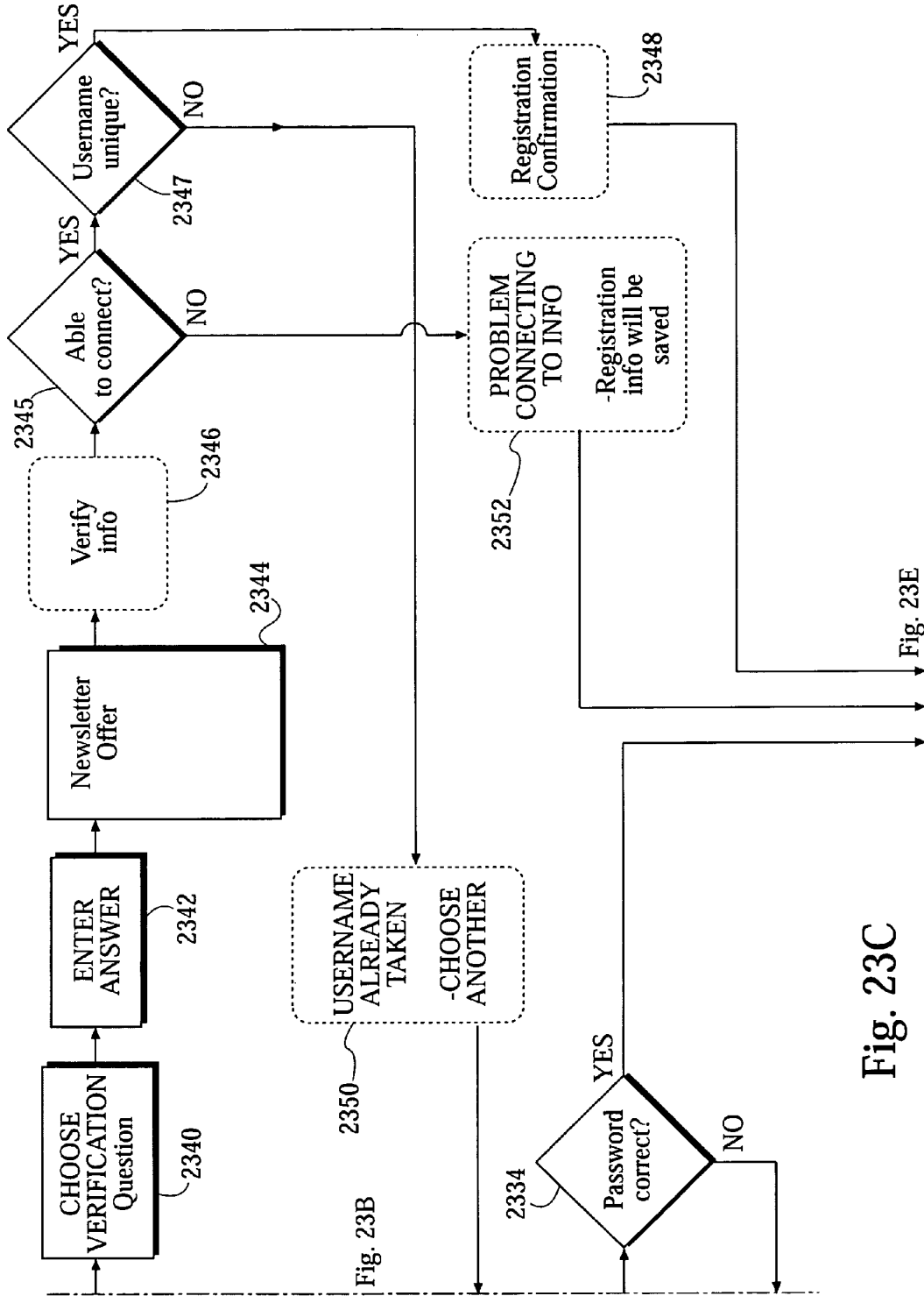
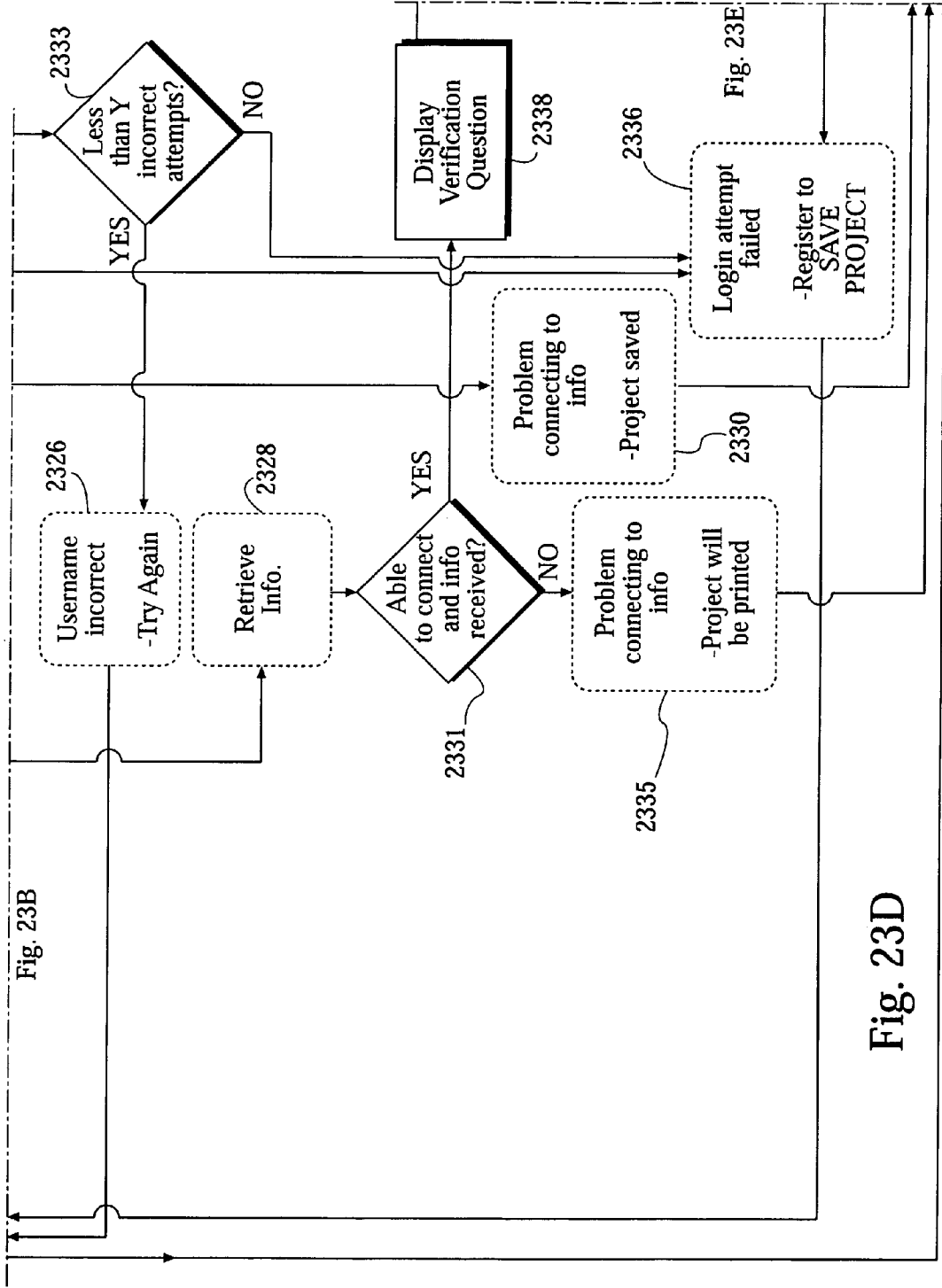


Fig. 23C



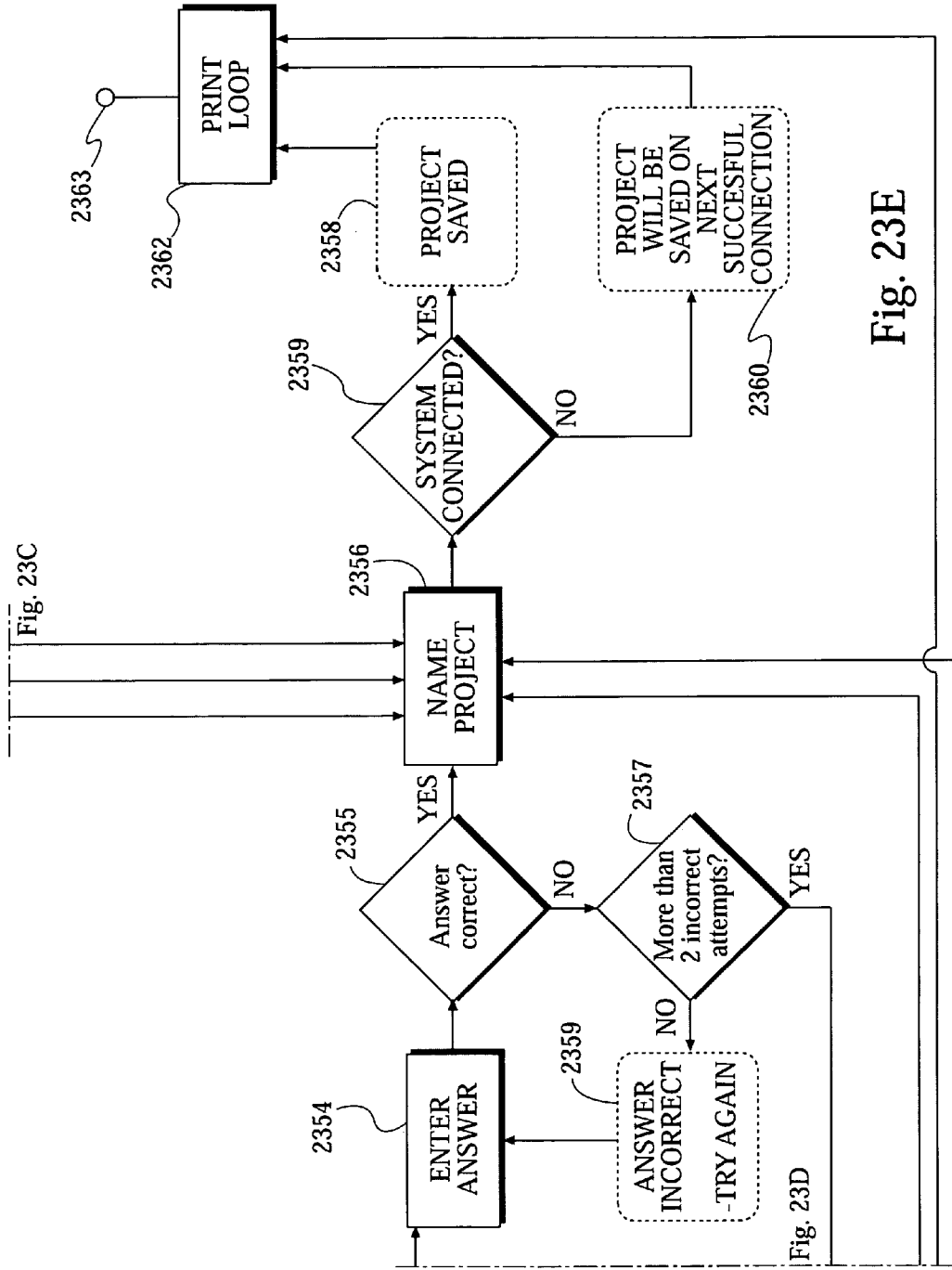


Fig. 23E

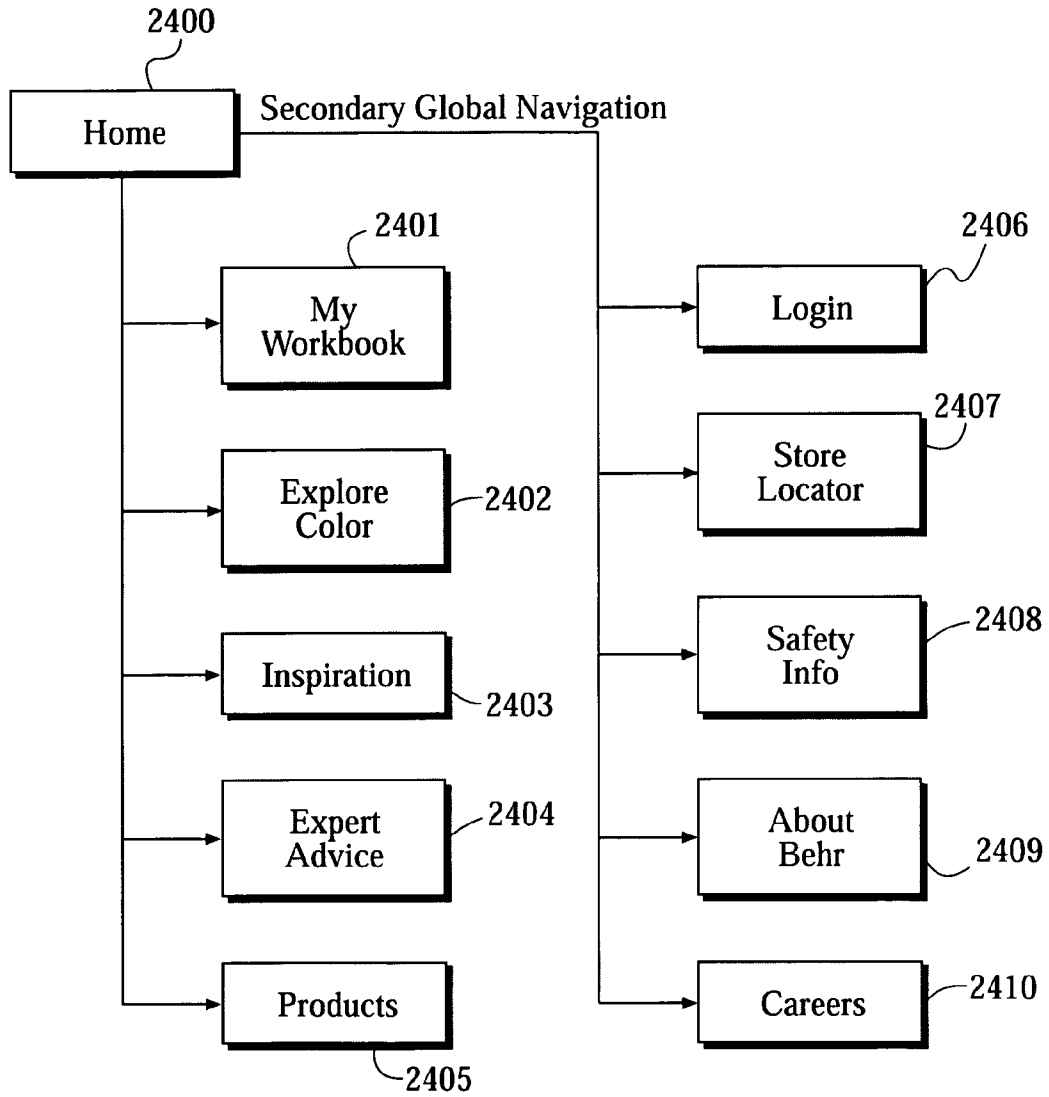


Fig. 24A

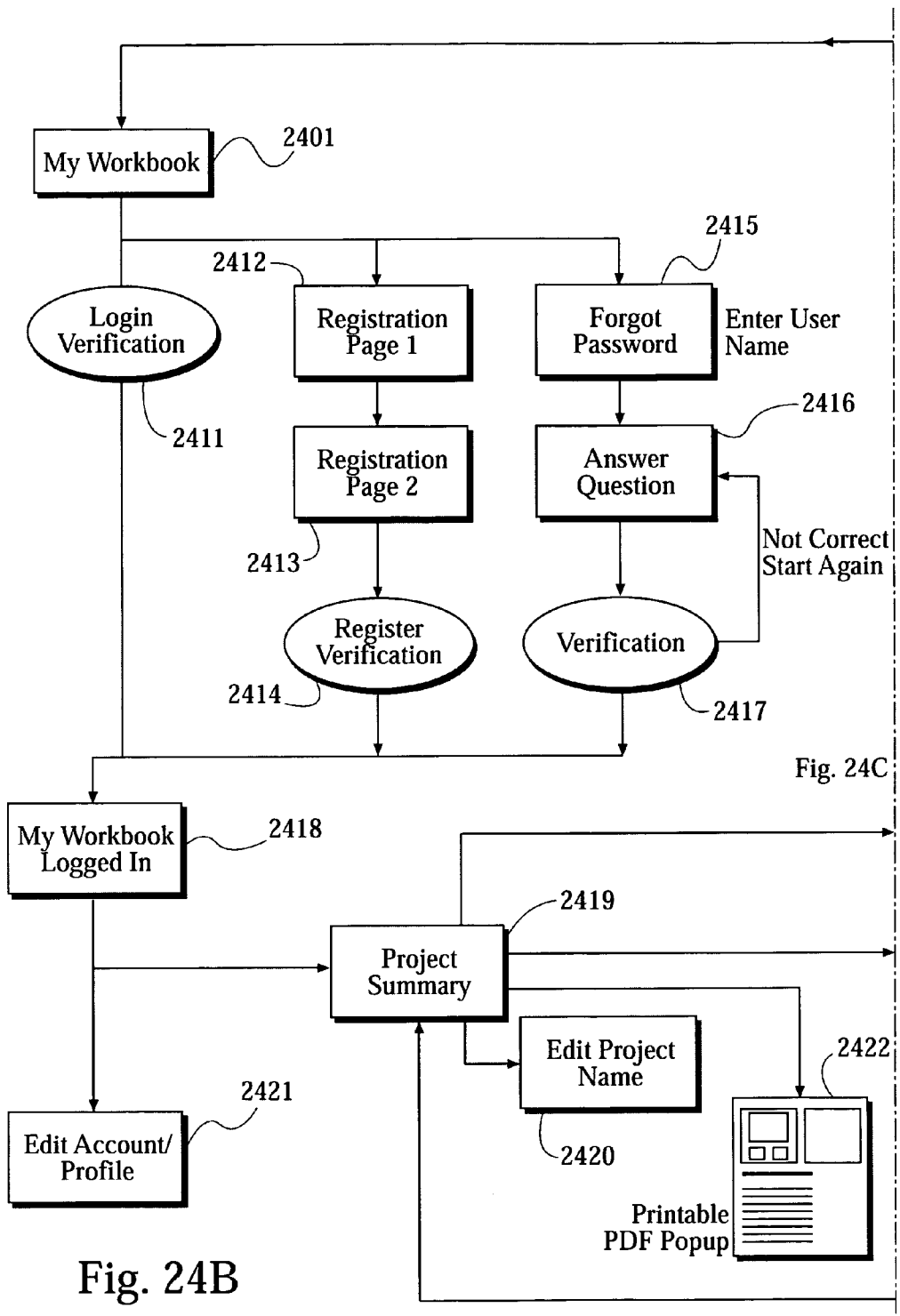
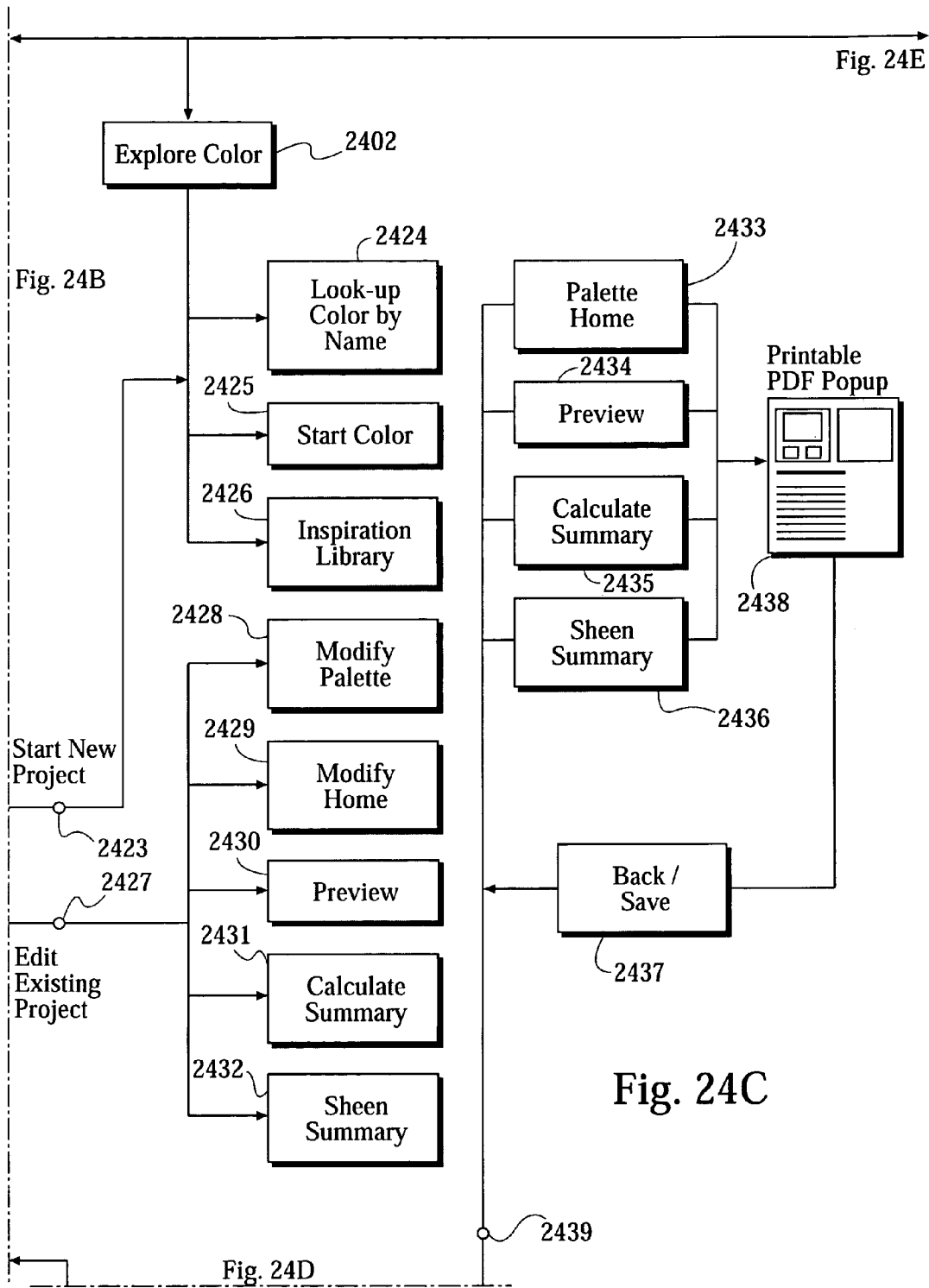


Fig. 24B

Fig. 24C



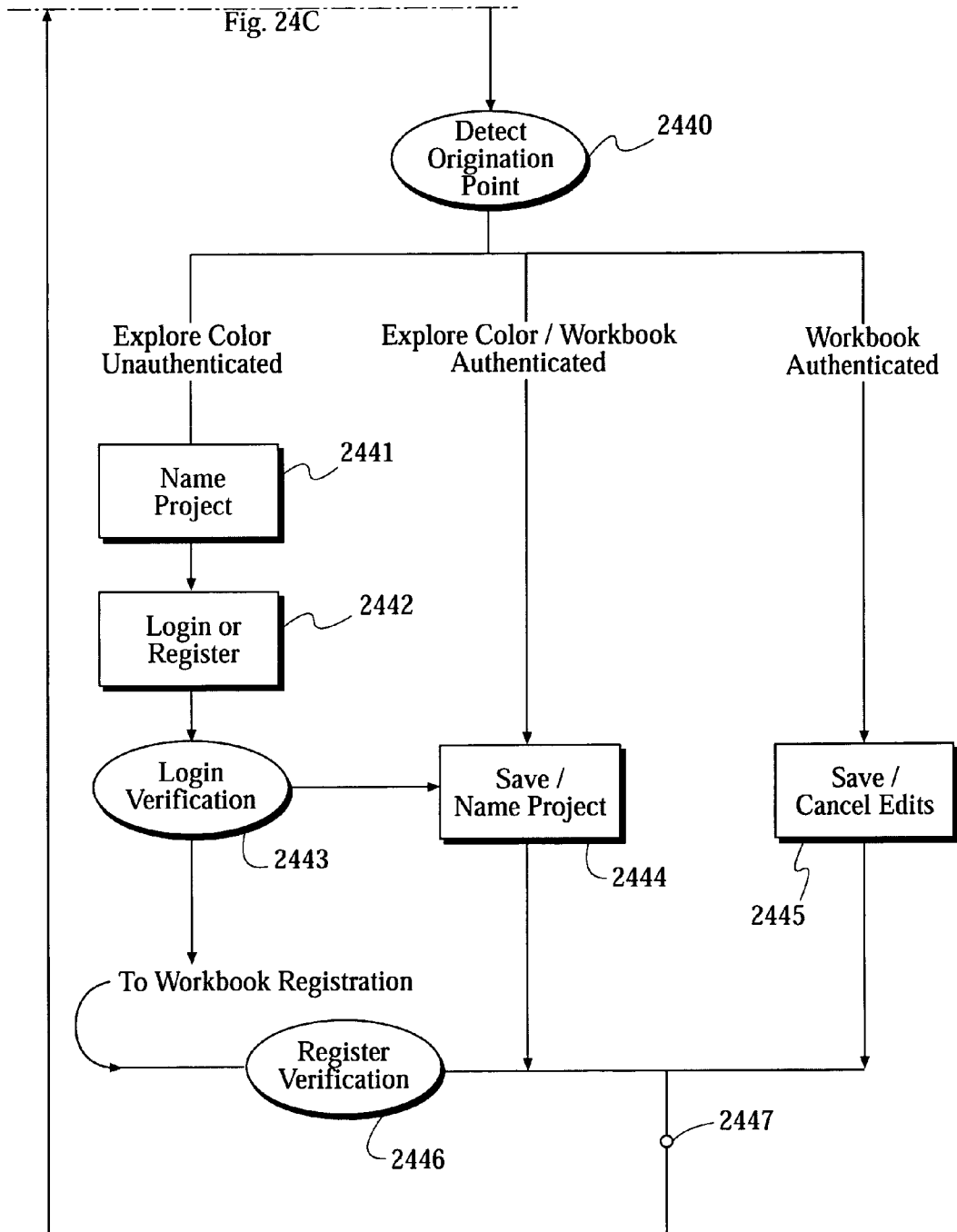


Fig. 24D

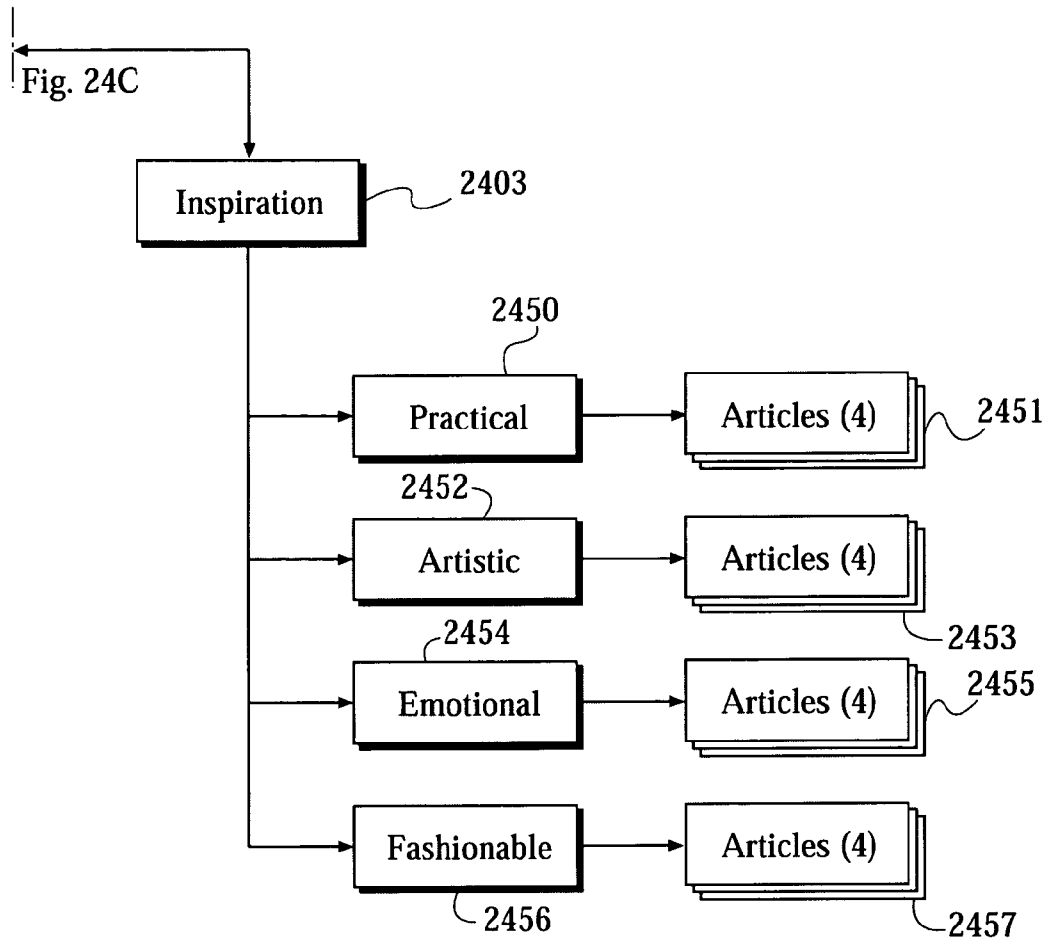


Fig. 24E

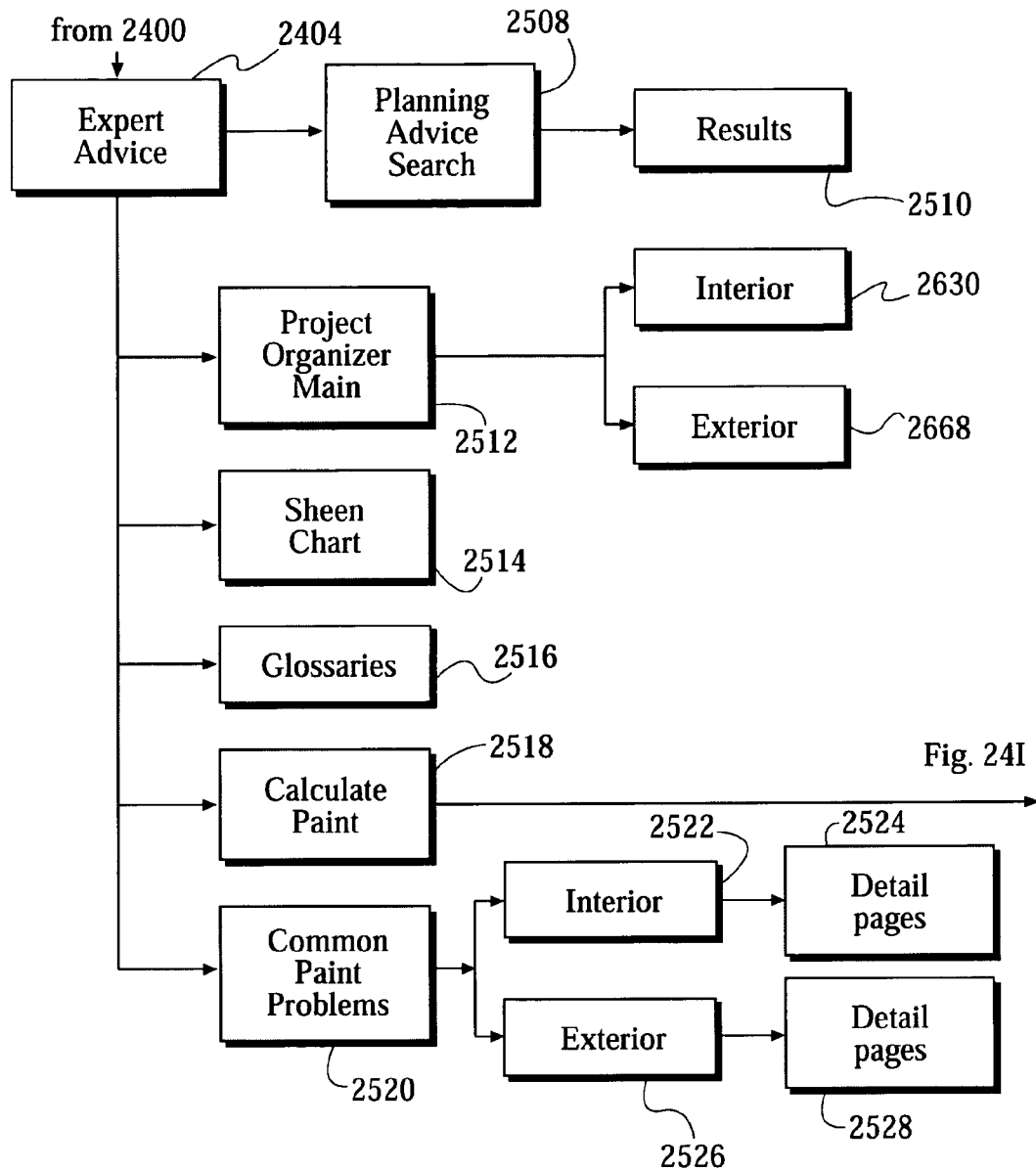


Fig. 24F

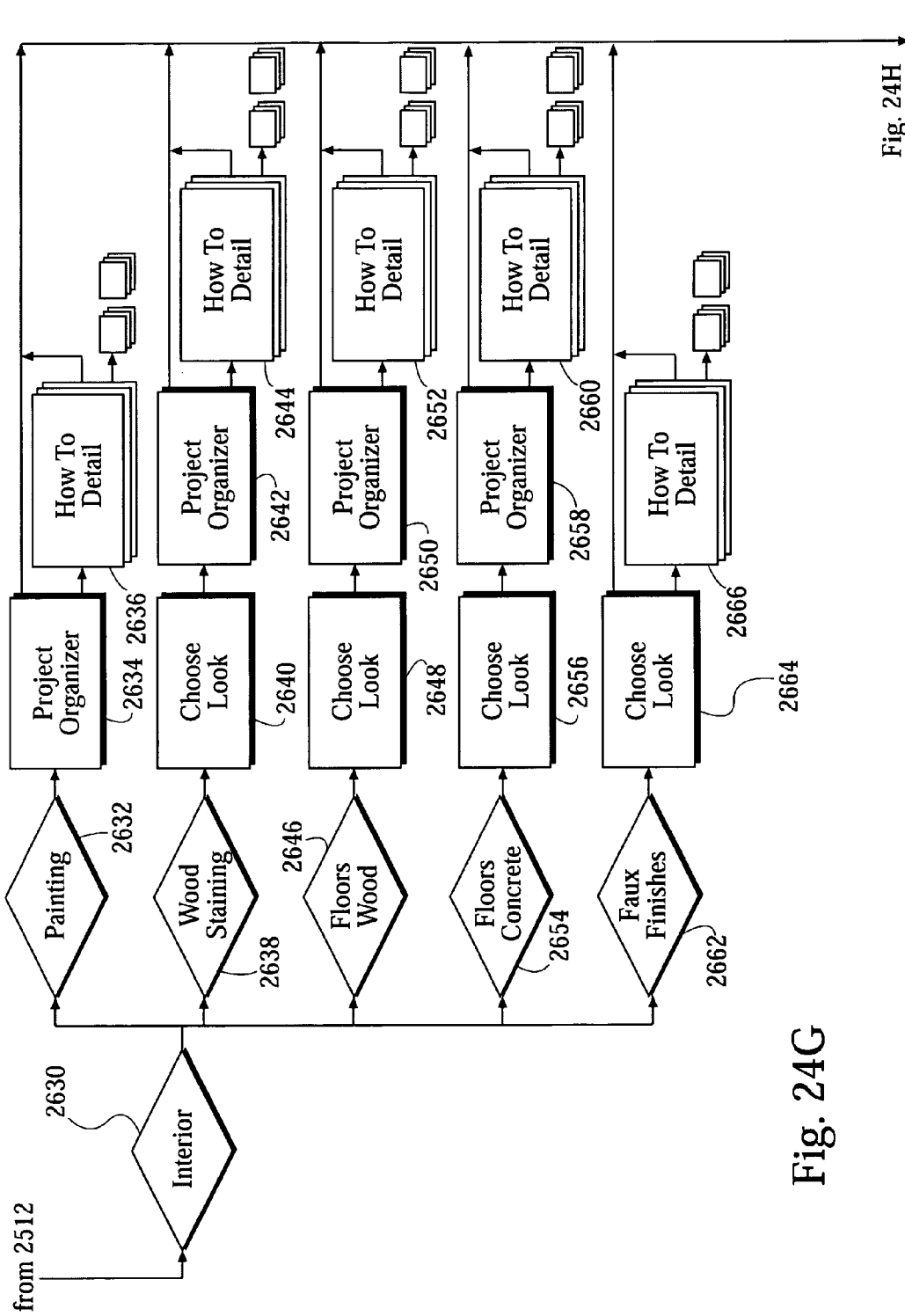


Fig. 24G

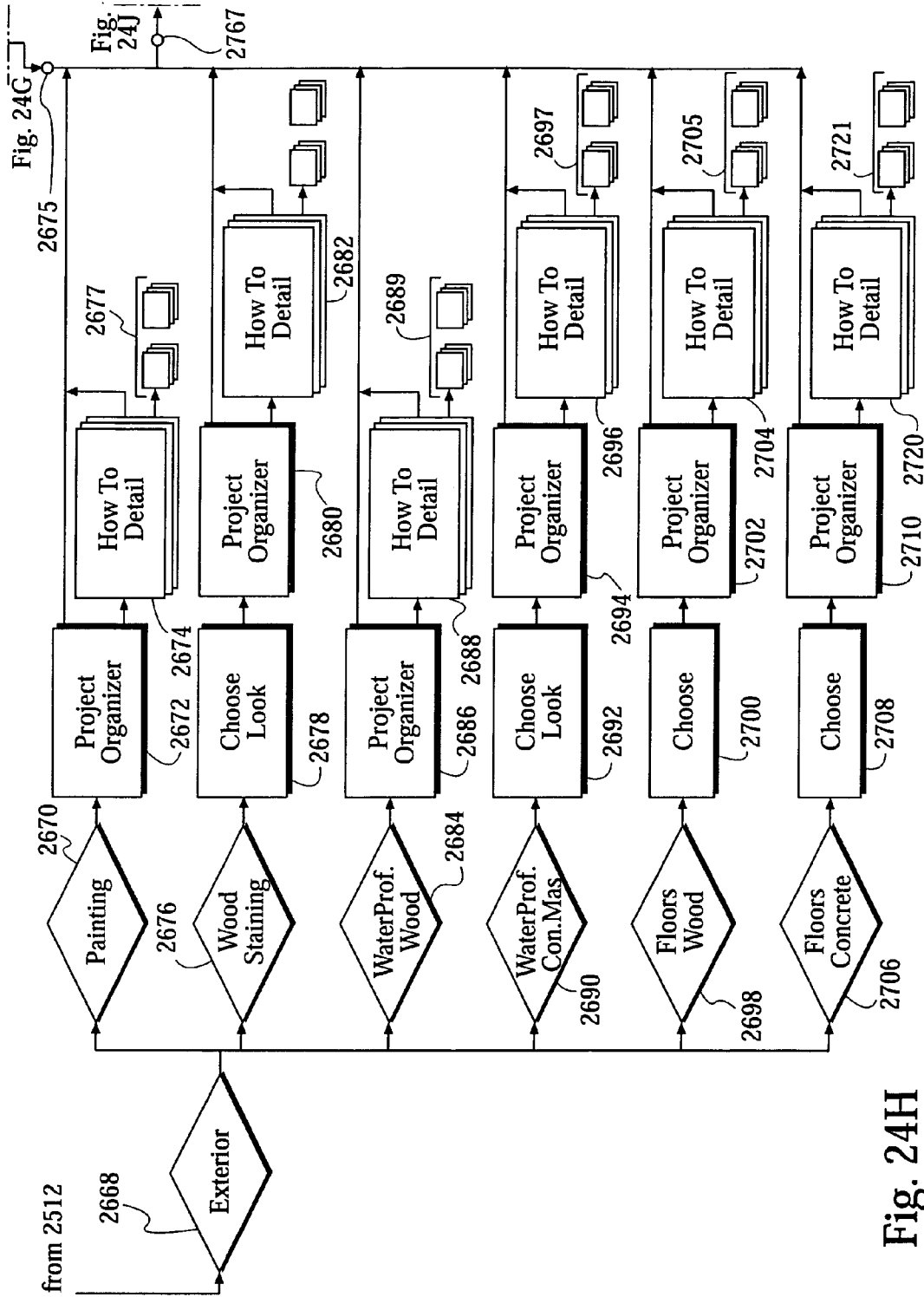


Fig. 24H

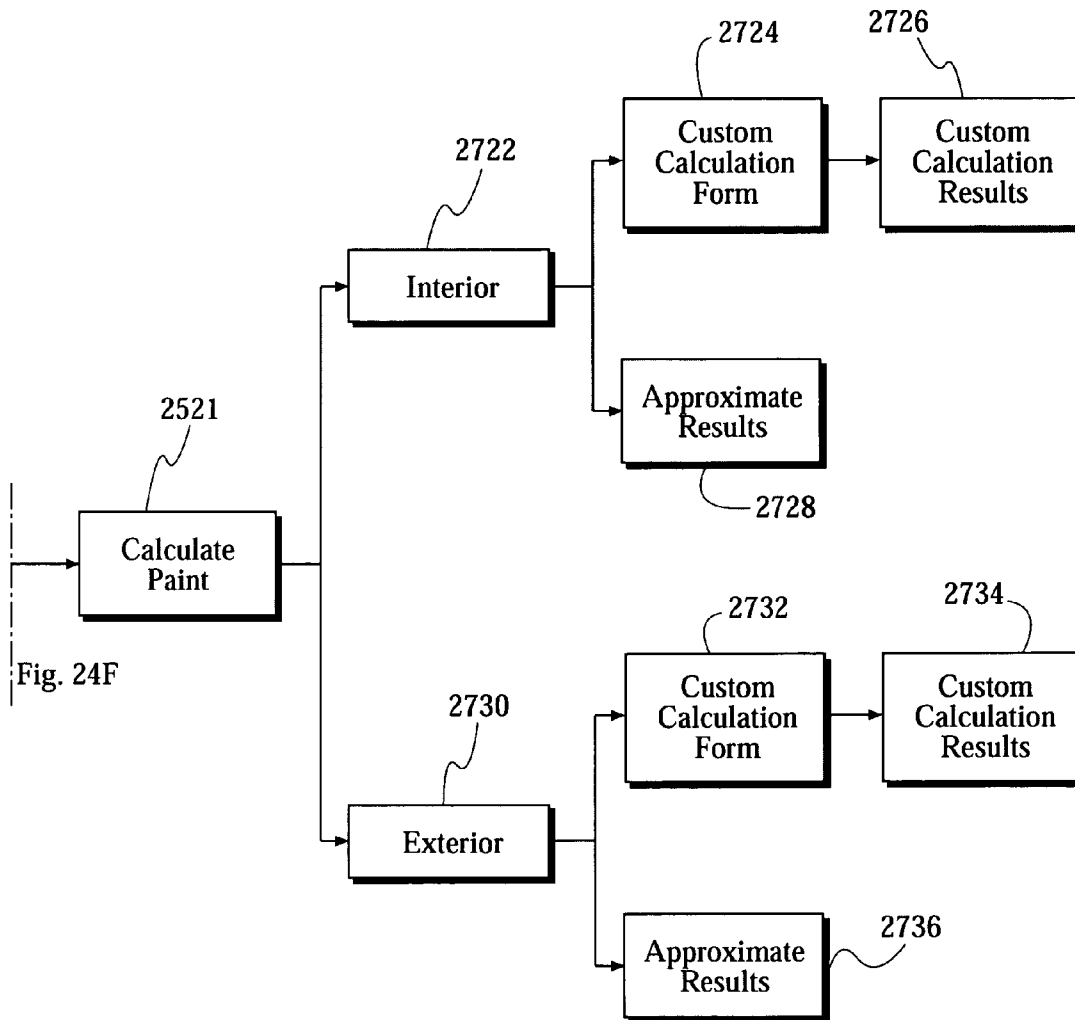


Fig. 24I

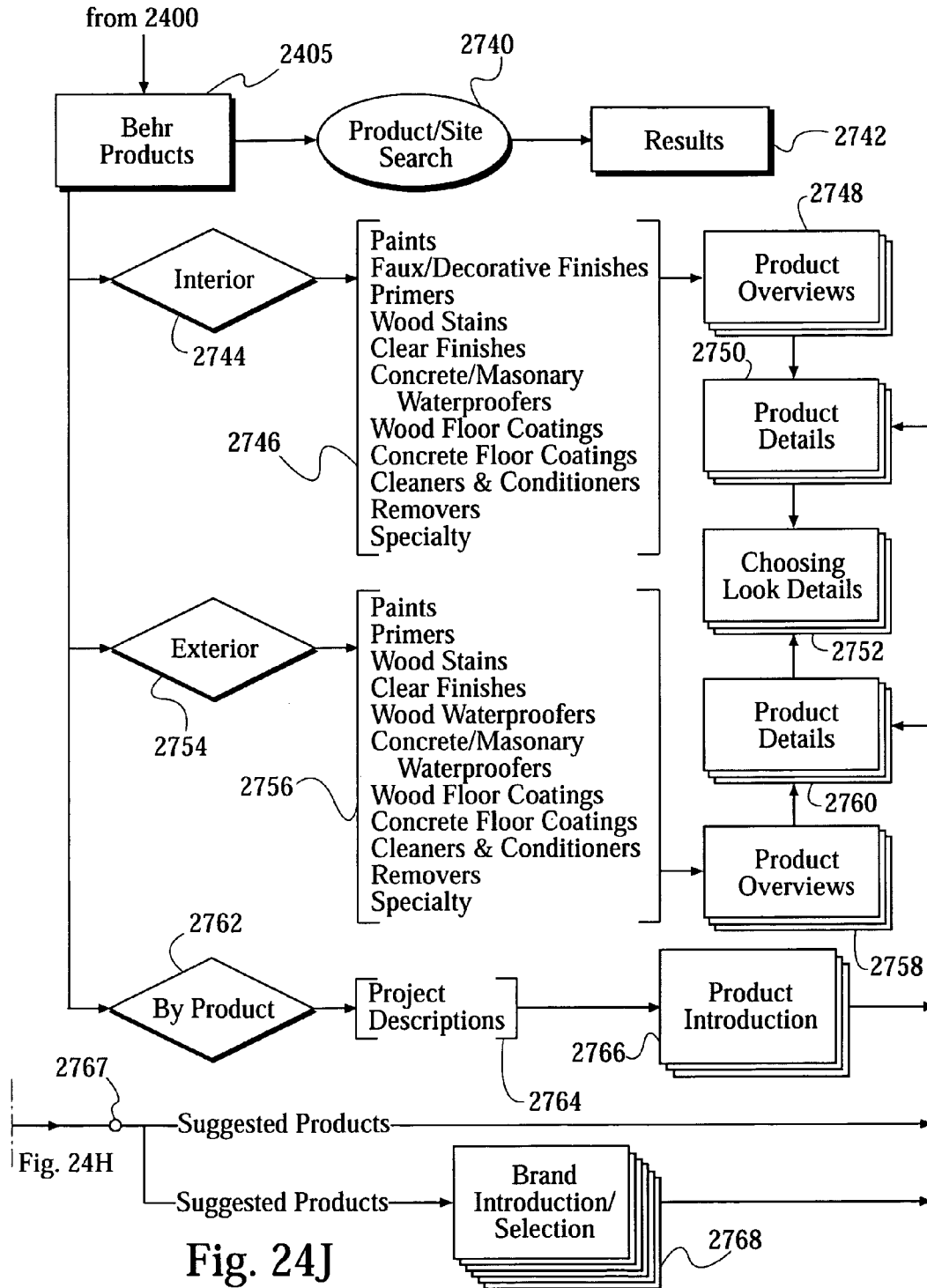


Fig. 24J

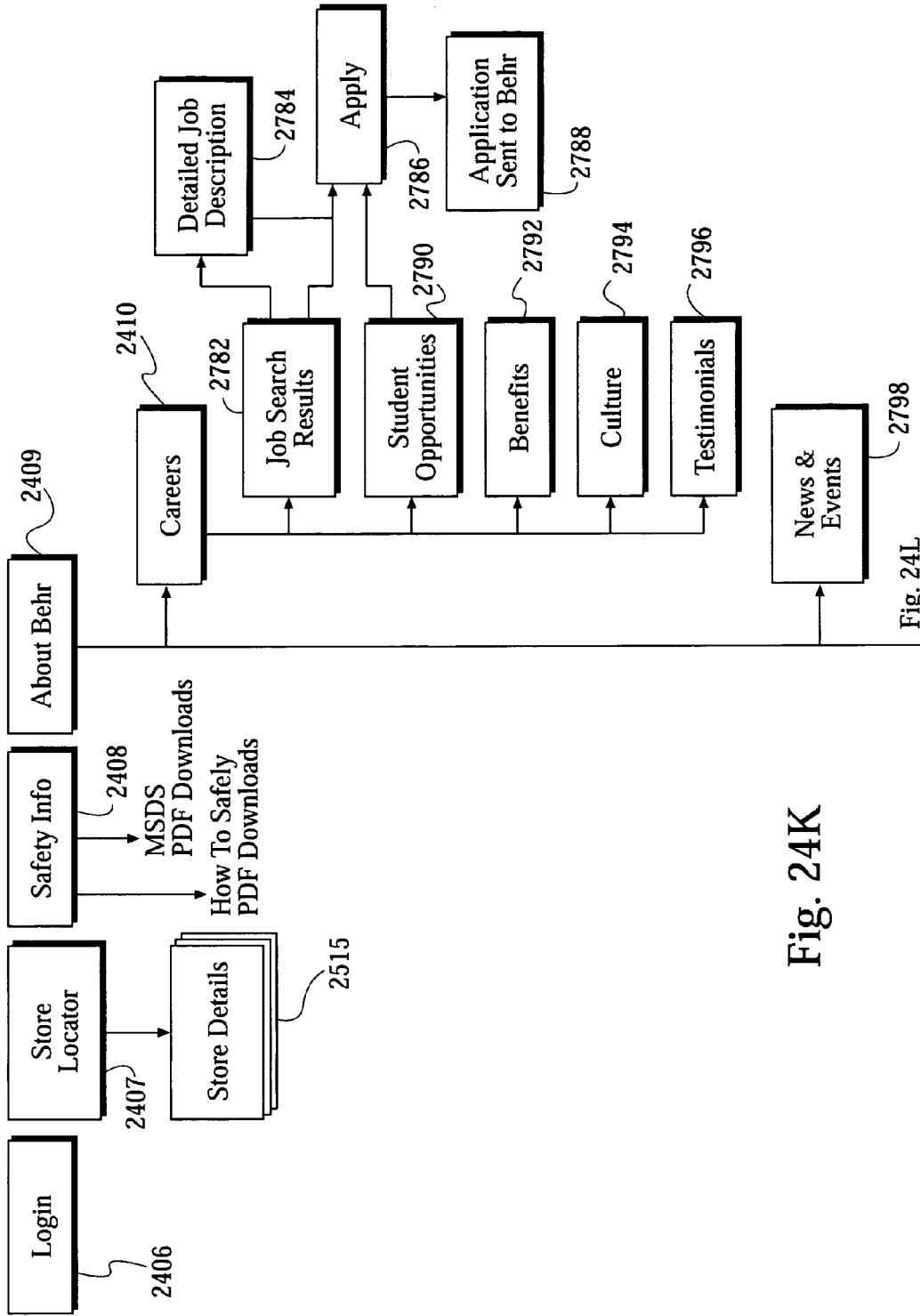


Fig. 24K

Fig. 24L

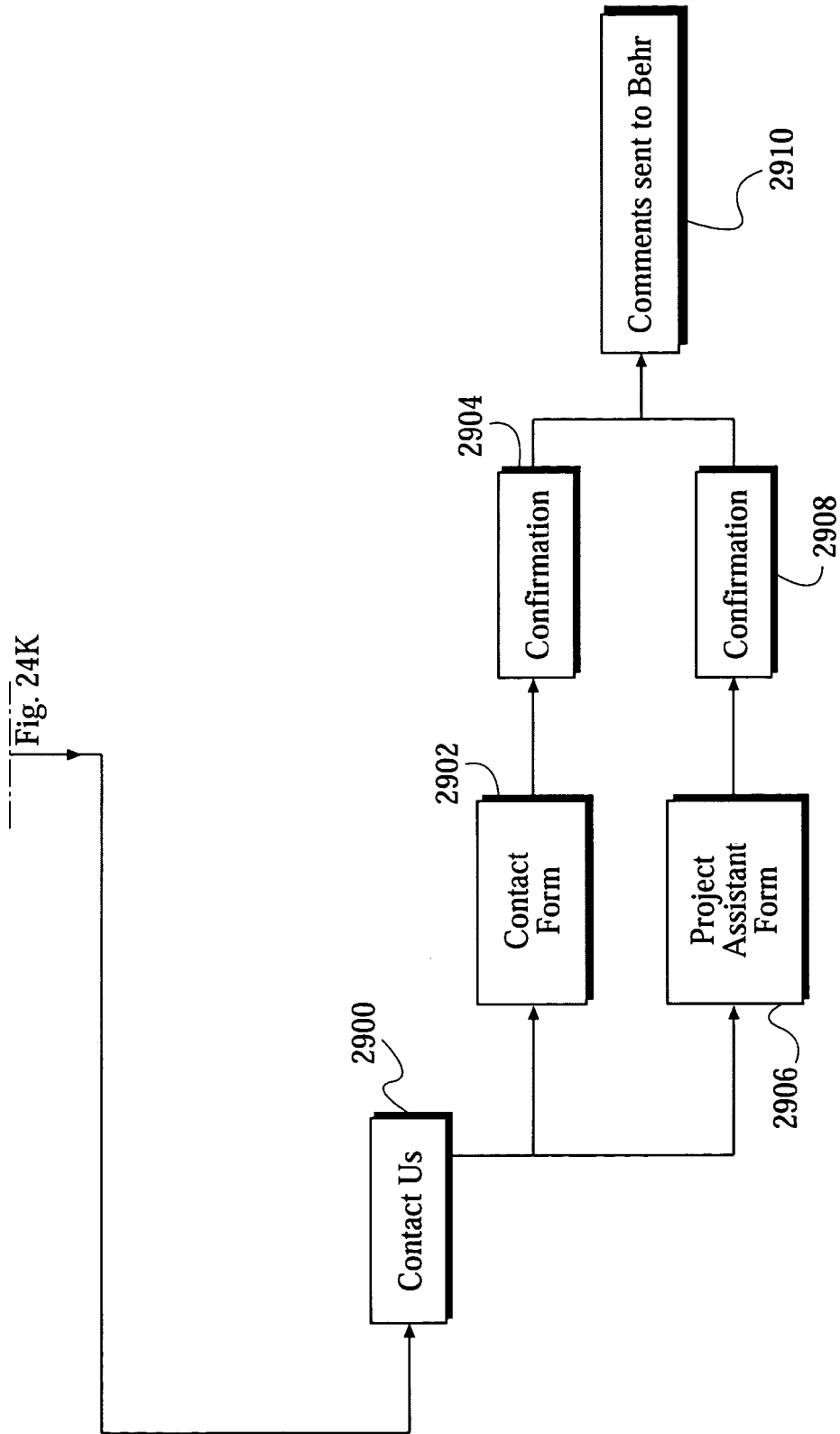


Fig. 24K

Fig. 24L

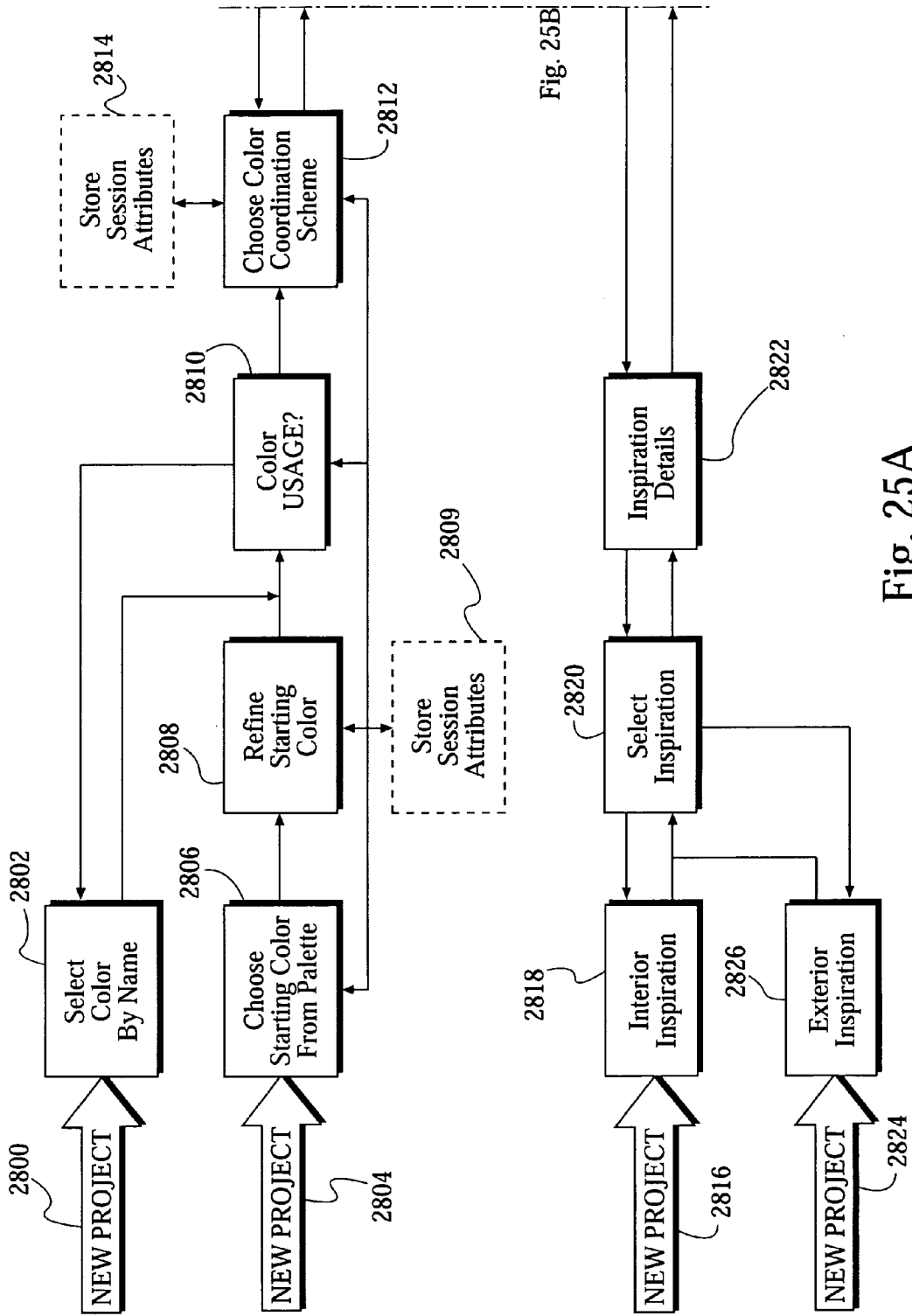


Fig. 25A

Fig. 25B

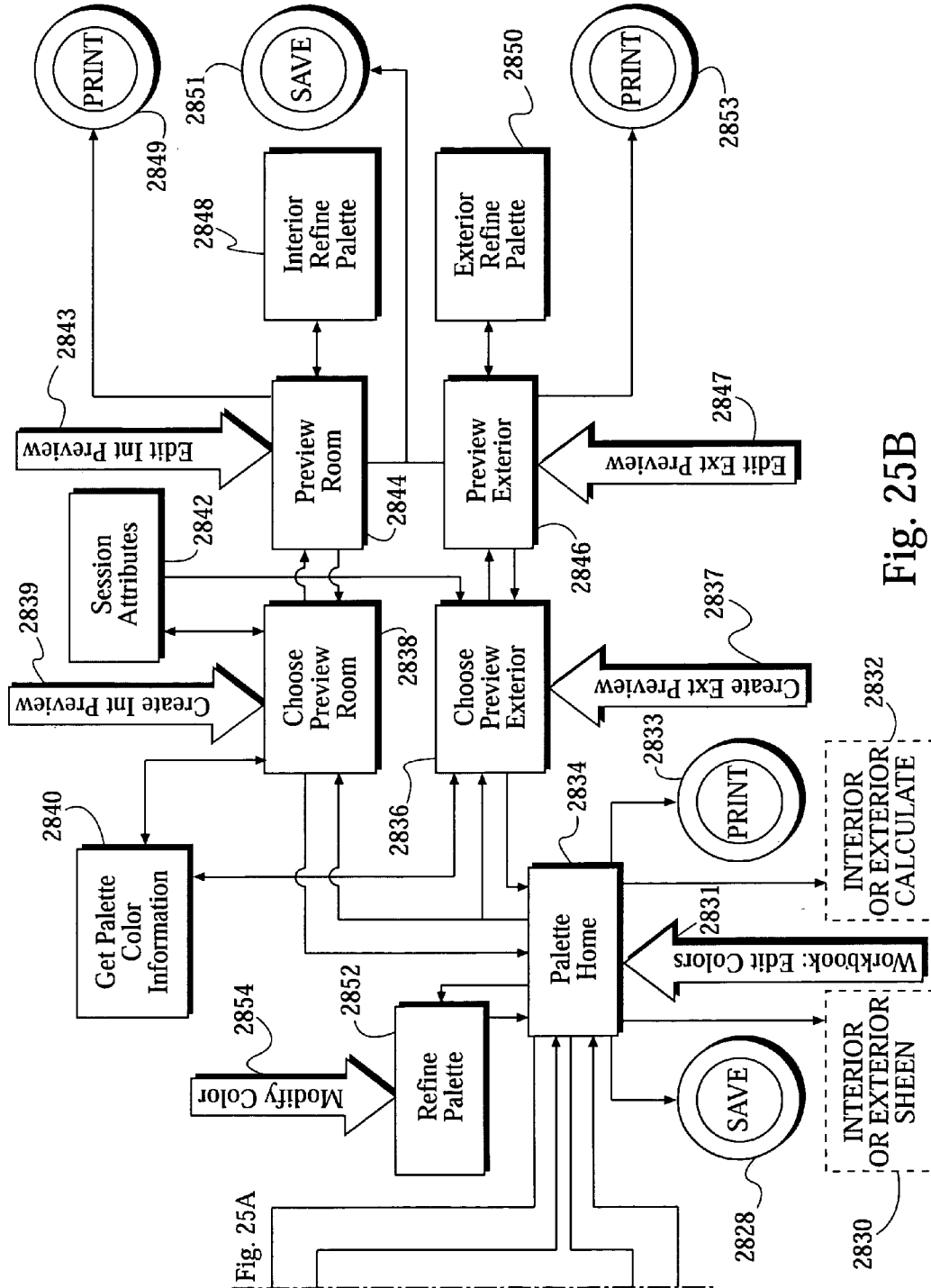


Fig. 25B

Fig. 25A

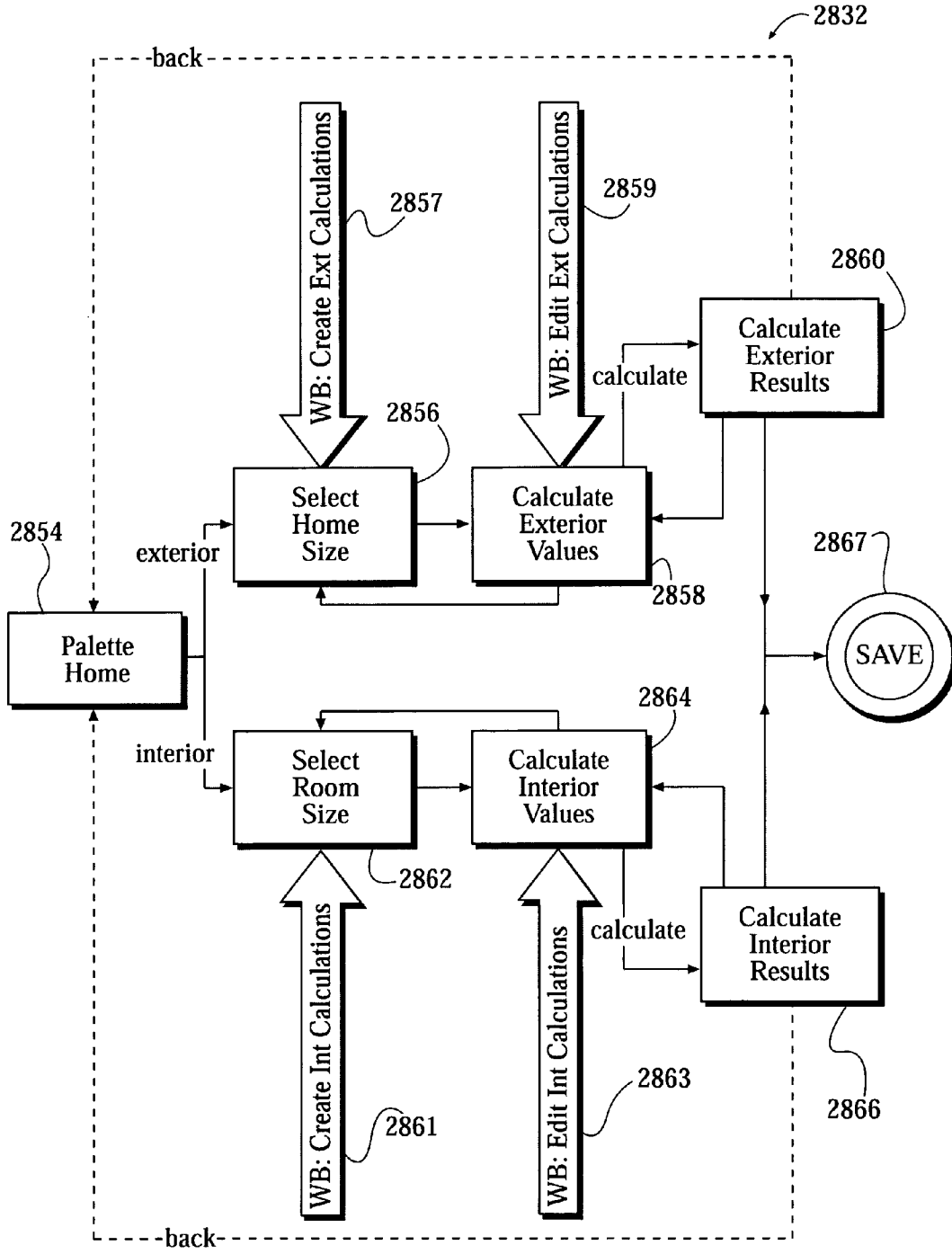


Fig. 25C

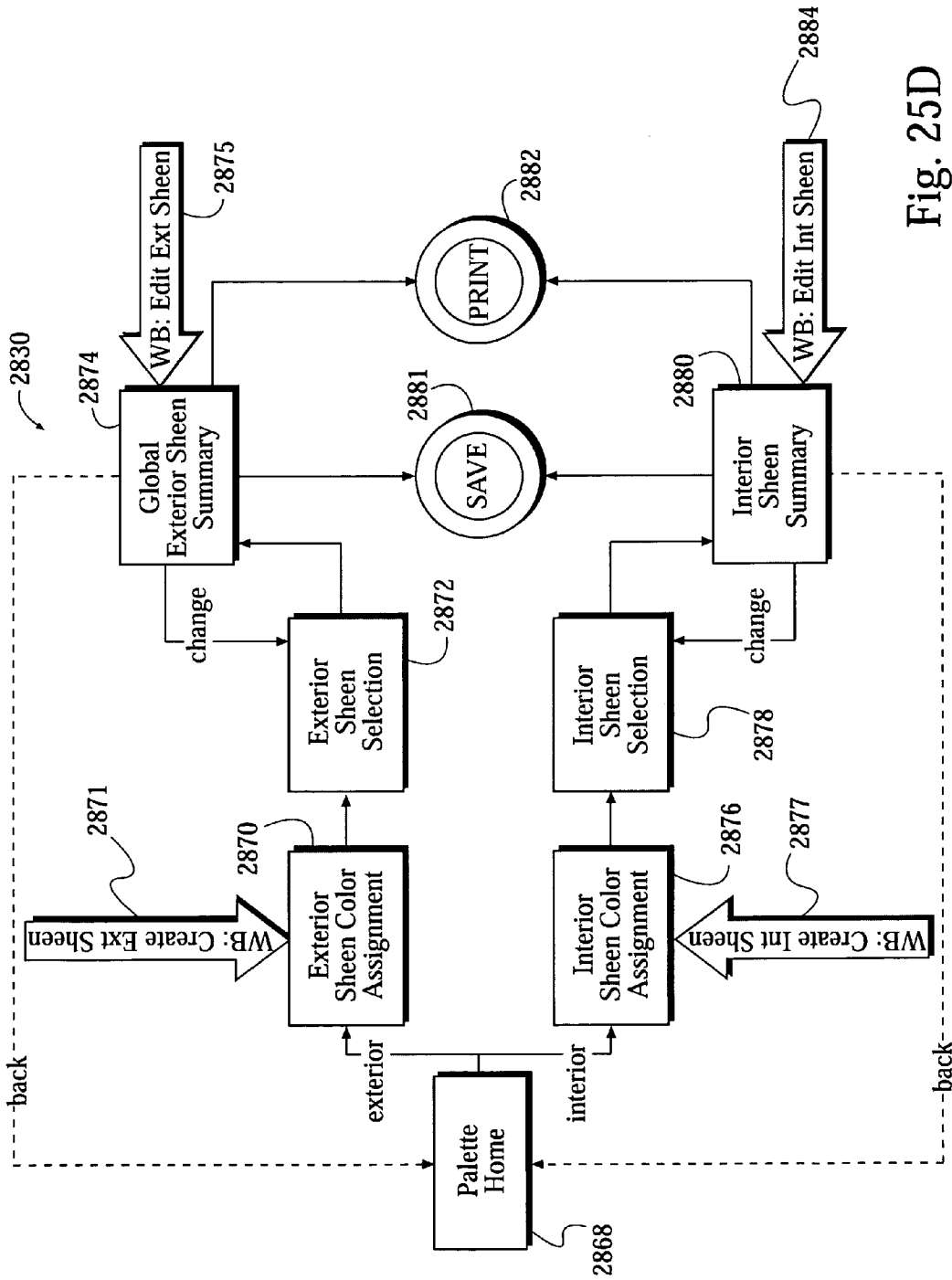


Fig. 25D

COLOR SELECTION AND COORDINATION KIOSK AND SYSTEM

CROSS REFERENCE TO RELATED APPLICATIONS

This non-provisional United States (U.S.) patent application is related to U.S. patent application Ser. No. 10/703,351 filed on Nov. 6, 2003 by inventors Mary Rice et al., titled "Data-Driven Color Coordinator" and is also related to U.S. patent application Ser. No. 10/703,361 filed on Nov. 6, 2003 by inventors Mary Rice et al., titled "Distributed Color Coordination System," now U.S. Pat. No. 7,193,632.

FIELD OF THE INVENTION

Various embodiments of the invention pertain to facilitating the selection of harmonious colors. More particularly, at least one embodiment of the invention relates to a distributed system and method for aiding consumers in the selection of complementary paint colors.

DESCRIPTION OF RELATED ART

Consumers typically begin a new painting project because of a desire for change. This typically stems from wanting a new look, being tired of the old look, boredom, seeing an interior elsewhere (e.g., model home tour, friend's house, magazine photo, etc.) to replicate, and/or wanting to match a new piece of furniture, fabric, window treatment, etc. In other instances, a new event or occurrence (e.g., new baby, children growing up or moving out, relatives visiting, water damage from roof leak/flooding, etc.) may motivate a consumer to paint a room or rooms.

The home painting process typically starts with color selection and this is typically the more emotional part of the process. Many consumers are concerned of making a mistake in the color selection process and then having to live with it or do it over.

A paint project involves the selection of one or more colors, which a consumer typically wishes complement each other, the floor, and/or furniture pieces. A consumer may start a paint project with a color in mind, or try to match furniture or other decorative item, or simply be looking for a new color. Regardless of how they start, most consumers want to achieve a decorated look when finished. They typically look to brands, retailers, printed material and even computer programs to help them.

However, because most paint marketing programs often fail to encourage daring or personal color selection, the vast majority of consumers are reluctant to try new colors. Instead, they stick to the standard "whites and neutrals," which while minimizing the danger of making a mistake, also limits their emotional attachment to the process and the brand.

SUMMARY

One embodiment of the invention provides a color selection and coordination system including a database of predetermined color relationships for providing one or more combinations of complementary colors for the desired starting color based on color theory and expert input. One implementation of the invention provides a kiosk with a display device, an input device, and a processing unit configured to receive a starting color via the input device, determine one or more complementary colors for the starting

color, and provide one or more color combinations via the display device, each color combination including the starting color and one or more of the complementary colors. Another aspect of the invention provides for saving a project so that it may be accessed from other kiosks or over a network application. Another feature of the invention provides for the kiosk to send messages to a service center when service is necessary.

BRIEF DESCRIPTION OF THE DRAWINGS

FIG. 1 illustrates a front-side perspective view of the color coordination kiosk cabinet according to one embodiment of an aspect of the invention.

FIG. 2 illustrates a back-side perspective view of the color coordination kiosk and how a first horizontal surface and computer may be mounted in the kiosk cabinet according to one embodiment of the invention.

FIG. 3 illustrates how a second horizontal supporting surface may be mounted within the color coordination kiosk cabinet according to one embodiment of the invention.

FIG. 4 illustrates a back-side perspective view of the color coordination kiosk where other features of the kiosk are shown according to one embodiment of the invention.

FIG. 5 illustrates a front side perspective view of the color coordination kiosk showing how a printer may be integrated as part of the kiosk according to one embodiment of the invention.

FIG. 6 illustrates how the printer may be secured to the color coordination kiosk to prevent theft according to one embodiment of the invention.

FIG. 7 illustrates a block diagram of a paint color selection and coordination system according to one embodiment of the invention.

FIG. 8 illustrates one embodiment of a log-in and/or registration system according to one implementation of the paint selection and coordination invention.

FIG. 9 illustrates various components and navigation paths that a user may select once the user has logged in or otherwise been allowed to enter the paint selection and coordination system.

FIG. 10 illustrates the path or trajectory that may be followed in the selection or editing of colors according to one embodiment of the color selection system.

FIG. 11 illustrates one embodiment of the invention with various options that may be available to a user when electing to work in an active project.

FIG. 12 is a block diagram illustrating the processing of various options in FIG. 11 according to one embodiment of the invention.

FIG. 13 is a block diagram of a planning feature of the paint selection system according to one embodiment of the invention.

FIGS. 14-17 are flow diagrams illustrating various user tutorial options that may be provided by the paint selection and coordination system according to one embodiment of the invention.

FIG. 18 illustrates one embodiment of a products option according to one implementation of the paint selection and coordination system.

FIG. 19 illustrates a block diagram of a distributed system in which multiple in-store kiosks and remote computers may access the same paint color selection and coordination system according to one embodiment of the invention.

FIG. 20 illustrates one method of using the distributed paint color selection and coordination system according to one implementation of the invention.

FIG. 21 illustrates one embodiment of a system that may be implemented over the Internet to permit a user to access the paint color selection and coordination system according to one embodiment of the invention.

FIGS. 22A-F are a block diagram for a color coordination and selection application that may be implemented in an in-store kiosk according to one embodiment of the invention.

FIGS. 23A-E are a block diagram illustrating the details of the printing process of block 2288, in FIG. 22, according to one implementation of the invention.

FIGS. 24A-L are a block diagram illustrating a network-based color coordination and selection application according to one implementation of the invention.

FIGS. 25A-D are a block diagram illustrating the details of selecting and fine-tuning a paint color over a network-based coordination application according to one implementation of the invention.

DETAILED DESCRIPTION

In the following description numerous specific details are set forth in order to provide a thorough understanding of the invention. However, one skilled in the art would recognize that the invention may be practiced without these specific details. In other instances, well known methods, procedures, and/or components have not been described in detail so as not to unnecessarily obscure aspects of the invention.

In the following description, certain terminology is used to describe certain features of one or more embodiments of the invention. For instance, “kiosk” includes any type of device, computer, processing unit, etc. The term “color coordination” refers to any system, method, data structure or model, software, and/or device that provides a set of colors that is in harmony with, complement, and/or is aesthetically pleasing when combined with, a starting color. The terms “starting color” and “core color” are interchangeably used to refer to any color that may be selected or provided by a user to coordinate around. The term “hue” refers to the angle of the color when mapped into color space; hue ranges from 0-360 degrees. The term “triad” refers to a color approximately 120 degree from the core color (hue). The terms “complement” or “complementary”, such as complementary colors, refers to a color approximately 180 degree from the core color, such that complement plus core equals white. The term “analogous” color refers to a color with a slightly different hue angle but belonging to the same general color area in color space. The term “shade” is a relative term meaning darker color but otherwise similar hue and relative chroma. The term “tint” is a relative term meaning lighter color but otherwise similar hue and relative chroma. The term “color family” refers to colors within a hue range of about 4 to 8 degrees. The term “accent”, in painting, refers to a color used to add an interesting splash to a room but is not used consistently across the room. An accent color may be used across the room through other decorative items such as fabrics, etc. In exteriors, doors are often treated as accents. The term “trim”, in painting, includes baseboards, windows, crown molding, and fascia boards. A trim color often contrasts with a core color in lightness value and/or hue. The term “depth” is another term for “lightness”. The term “warm”, such as a warm color or triad, refers to colors that can be associated with fire, such as reds, oranges, and yellows. The term “cool”, such as a cool color or triad, refers to colors that can be associated with water, such as blues and

greens. Generally, colors that are more green than yellow are cool (and vice versa) and colors that are more red than blue are warm (and vice versa).

While various embodiments aspects of the invention refer to a paint selection and coordination system, the present invention is to be interpreted broadly to cover any color selection and/or coordination system, application, and/or device.

Various aspects of the invention provide a novel system for aiding buyers in the selection and coordination of paint colors for various types of paint projects. One aspect of the present invention provides an interactive paint selection system and expert coordinator that provides consumers with a new and unique way of shopping and selecting paint and stain products. The interactive paint selection system and expert coordinator is aimed at encouraging and enabling consumers to unleash their creative powers confidently with products and services that inspire and engage them in home improvement projects.

Another aspect of the invention provides a distributed paint selection and coordination system that permits users to remotely access an automatic and interactive paint coordinator/advisor, setup a project, and select desired colors. A user may access the previously saved project from an in-store kiosk with a very similar graphical user interface. The distributed system permits updating software and data to the in-store kiosks as well as the remote user application.

An interactive system presents a unique opportunity to establish a “one-on-one” relationship with customers. However, there are some difficulties particular to the paint industry that make developing an interactive marketing effort challenging. Foremost is paint’s high dependence on color. Consumers are sophisticated enough to know that they can’t trust the color on a display screen, which begs the question as to why use a “screen” to pick colors. Color discrepancies should be minimized and the ultimate color choice should be made with traditional means.

Most consumers are uncomfortable choosing colors. They are conscious that any colors they choose are a reflection of themselves. They are afraid to make mistakes that broadcast to their friends and neighbors that they have poor taste. Beyond this fear, consumers yearn to express themselves creatively and confidently. Having a tool that calms their fears, inspires creative expression, and verifies color choices is viewed as an extremely powerful potential feature of the program.

One aspect of the invention provides a paint selection kiosk designed to house an apparatus configured to aid a consumer to select complementary colors. Another aspect of the invention provides a navigation system that permits a user to select a paint color, be provided with a plurality of complementary color combinations, and preview the different complementary color combinations on a sample room or house.

FIG. 1 illustrates a front side perspective view of the paint selection kiosk cabinet 100 according to one embodiment of an aspect of the invention. The paint selection and coordination kiosk 100 includes a cabinet frame 102, which may be made from a metal, wood, and/or other materials, onto which a front panel 104, side panels 106 and 108, a back panel 110 and a pop cover 112 are attached with fasteners. According to one embodiment of the invention, slanted portions 105 may be coupled along the vertical edges of the front panel 104. The front panel 104 may also include a first opening 116 to permit viewing of a display screen that may be mounted within the cabinet 100. Furthermore, the front panel 104 may include a second opening to hold a color-

5

sensing device 118. In one embodiment of the invention, the front panel 104 also includes one or more openings 119 behind which one or more speakers may be mounted.

According to one embodiment of the invention, the front of the paint selection and coordination kiosk 100 may also include a horizontal or semi-horizontal surface 120 with an opening 122 from which printer paper may be collected. Below the horizontal surface 120, a pair of vertically swinging doors 124 enclose a compartment area. The doors may be hung from the cabinet frame 102.

FIG. 2 illustrates a back-side perspective view of the paint selection and coordination kiosk 100 according to one embodiment of the invention. The kiosk frame 102 may define a plurality of spaces and include a plurality of rails 202, 204, 206. One or more of these rails 202, 204, and 206 may serve to support one or more horizontal surfaces. For example, a first horizontal surface 208 may be supported by and/or coupled to a lower rail 202. The kiosk cabinet frame 102 may also have side panels 210 fastened to a lower portion of the cabinet frame 102. Supporting members 212 may be coupled to the lower side panel 210 by one or more brackets or perpendicularly supporting members 214. The supporting members 212 may serve to support the cabinet 100 on a plurality of legs or wheels 216. The supporting legs or wheels 216 may include a leveling or height adjusting mechanism such as a nut and thread bolt.

According to one embodiment of the invention, a processing unit (e.g., computer) 220 may be mounted within the kiosk on top of the horizontal surface 208. The processing unit 220 may be secured to the horizontal surface 208 or cabinet frame 102.

FIG. 3 illustrates how a second horizontal supporting surface 302 may be supported by or coupled to horizontal rails 204 according to one embodiment of the invention. Horizontal surface 302 may serve to support one or more devices. For example, in one implementation, a power supply 304, speakers 306, and a color sensing device or spectrophotometer 308 may be mounted to and/or attached to the horizontal surface 302. Various different brackets or fasteners may be used to secure the speakers 306, color sensing device 308 and power supply device 304 without deviating from the invention.

FIG. 4 illustrates a back-side perspective view of the kiosk 100 where other features of the kiosk are shown according to one embodiment of the invention. A third horizontal surface 402 may be mounted on and/or secured to the horizontal rails 206 of the cabinet frame 102. A display device (e.g. monitor and/or screen) 404 may be mounted on the third horizontal surface 402 such that the display surface of the device 404 is visible through an opening 116 in the front panel 104 of the kiosk 100.

According to one embodiment of the invention, a keyboard holder and/or mouse holder 406 may be mounted on the side panel 210 on the lower portion of the cabinet frame 202. A keyboard or mouse stored in the holder 406 may be accessed through an opening 408 in the front of the paint selection kiosk. According to one embodiment of the invention, the opening 408 may be accessed by opening one of the lower doors 124 of the kiosk 100.

FIG. 5 illustrates a front perspective view of the kiosk 100 showing how a printer 502 may be integrated as part of the kiosk 100. The printer 502 may be mounted on a rolling platform or cart 504 so that it may be easily moved in and out of the kiosk compartment 500. The printer platform 504 may also include a trim 506 along the lower front part of the printer platform or dolly 504 such that it matches the trim 508 along the lower edge of the kiosk cabinet 100. The

6

printer 506 may be communicatively coupled to the computer or processing unit 220 in such a way that permits removal of the printer 502. In one implementation of the invention, the printer 502 may be coupled to the power supply 304 and/or computer 220 by cables long enough to permit removing the printer 502 and cart 504 from the compartment 500.

FIG. 6 illustrates how the printer 502 may be secured to the kiosk 100 to prevent theft according to one embodiment of the invention. For example, a pull box 602 may be attached to the frame 102 or side panel 210 of the kiosk 100. A cable 604 may be coupled to the pull box 602 at one end and a securing apparatus 606 at an opposite end. The securing apparatus 606 serves to secure the printer 502 to the kiosk cabinet. According to one embodiment of the invention, the securing apparatus 606 may include a color calibration chip to calibrate the color spectra.

The kiosk illustrated in FIGS. 1-6 may be configured to aid a person in selecting a starting color (e.g., starting or desired paint color) as well as provide complementary, harmonious, and/or aesthetically pleasing corresponding. In one implementation, such kiosk may serve as a paint color selector and coordinator for paint projects such as a painting interior areas (e.g., rooms, etc.) or the house exteriors.

In one implementation of the invention, a user is able to navigate through various graphical user interfaces, screens, and/or modules which advise and suggest to the user which colors are most likely to provide an appealing scheme or combination. The color sensor or spectrophotometer 308 permits a user to use a swatch or sample of their desired color and enter it into the color selection and coordination system. The color sensor 308 may be one of a number of color sensing devices that is attached to the color selection and coordination system and provides the system with information about the desired color sample. The speaker(s) 306 may provide the user with audio cues or information such as, for instance, audio/video clips about painting and other decorating ideas, and product training and information.

The printer 502 may provide the user with printouts of selected colors and/or color schemes or combinations. In various embodiments of the invention, an input device, such as a touch screen, a pointing device and/or a voice-activated input system, may be used to permit a user to navigate the color selection and coordination process and provide inputs to the system.

Generally, a color selection and coordination system may provide the user with the options of color matching and coordination. Consumers may provide a starting color in several ways. For instance, using a spectrophotometer, a customer can "scan" the color of an item from their house such as tile, fabric, window treatment, pillow, etc. Based on the starting color, a system implementing one embodiment of the invention may select a close match from a color library, or may custom-formulate a color to match the item scanned. In addition, the color coordination system may recommend other colors, or combination of colors, that coordinate, are harmonious or aesthetically pleasing, or complementary to the starting color. The customer is provided a "palette" that can be adjusted according to how they want the original starting color to be used (e.g., accent color versus main color versus trim color). Potentially, palettes may be adjusted according to the user's region, size of room, room function, and style preferences.

Another way to use the system is to simply pick a color, from a color table for instance, and find out what other colors go with it. The user may specify a starting color visually or by entering a color code and the expert color coordinator

then recommends color combinations. Lightness and gray levels of individual combination colors can be adjusted.

The system may also provide a visualization tool that allows consumers to see how their colors look in a simulated environment. The system may function in a way that allows users to upload their own photos and the adjust them based on the user's color selections. In another implementation of the invention, a user may select a similar room or exterior from a collection of preformatted rooms or exterior. The wall, trim, accents, etc., of the selected room or exterior is then colored with a selected color combination from among the recommended color combinations.

FIGS. 7-18 illustrate a paint selection and expert coordination system that may be implemented in one embodiment of the kiosk illustrated in FIGS. 1-6. While the system illustrated in FIGS. 7-18 describes a paint selection and expert coordination system, it should be clear that this is merely an exemplary application and that various aspects of the invention are applicable to color selection and advising in general.

FIG. 7 illustrates a block diagram of a paint selection and expert coordination system according to one embodiment of the invention. The paint selection and coordination system 700 may be implemented within one embodiment of a paint selection and coordination kiosk (e.g., kiosk 100). According to one embodiment of the invention, a log-in component 702 may requests a user to enter either an existing user identification number and/or register to use the paint selection and expert coordination system. In another embodiment of the invention, the system may permit a user access to some or all features of the paint selection and coordination system without first registering, using a password, or setting up an account.

Once in the system, a user may select from a number of different options. For example, the paint coordinator option or component 704 permits a user to browse inspirational paint ideas 706 from which to select a color or color scheme, start a new paint project 708 or recall an active paint project 710. A planning option 712 permits a user to estimate or calculate the quantity of paint that may be necessary for the particular project (e.g., room to be painted) 714 or select from different paint sheens depending on whether an interior or exterior paint project is involved 716. A tutorial option 718 permits a user to select from various instructional or tutorial information about painting. For example, a user may select from interior overview information 720, exterior overview information 722, common paint problems 724 and/or a glossary of terms common to painting 726. A user may also select from a products option 728 which may list various paints and/or paint products from one or more companies.

FIG. 8 illustrates a log-in and/or registration system according to one implementation of the invention. A user may start by selecting between an existing user option and a new user option 802. If the existing user option is selected, the user may log-in to the system by entering information such as a user name, e-mail address, unique identifier, and/or password 804. This information is then verified by the system 806 and, if accurate, permits the user to proceed by displaying various selection options. Alternatively, if the user selects the new user option, a registration option 808 permits a user to register with the system. In one embodiment of the invention, the advantages of registering may be displayed to a user who wishes to register. Once such registration is confirmed 810, a user is permitted to access the various features of the paint selection and expert coordination system. Note that in other embodiments of the

invention, a user may be permitted to access all or some of the various features of the paint selection and expert coordination system without registering or logging-in.

FIG. 9 illustrates various components and navigation paths that a user may select once the user has logged in or otherwise been allowed to enter the system.

For instance, a user may select from a number of feature articles 902 which provide ideas and inspiration for painting projects, color schemes and reference information 706. The purpose of the inspirational section is two fold. First, it should give users ideas for how to complete a project that they already have in mind, and second, it should encourage users to take on new projects that they haven't yet considered. It may serve to get users charged up emotionally, showing them how they can improve their lifestyle by adding color and self-expression. The inspirational ideas and/or articles may recommend products across product lines and provide decorating/painting information, for instance, showing how to accent with faux finishes. Today, consumers look for inspiration from magazines, touring model homes, visiting friends' houses, television shows, etc. This same experience may be extended by the inspirational ideas of the paint selection and coordination system. Inspirational content may be organized by themes such as region, styles, moods, function, and color families. In addition, seasonal content may offer an opportunity to refresh the inspirational ideas constantly.

A user may also elect to explore colors 904 by starting a new project 708 or continuing to active or existing project 710.

According to one implementation of the invention, a user has several options when starting a new project 708 and can select a starting color in a number of different ways. For instance, the user may look-up a color by name 906, provide a starting color sample 908, or browse or search through an inspirational color library and/or palette for a desired color 910. If the user elects to provide a starting color 908, he or she may provide such start color by providing a color sample to a color sensor 108. If the user elects to continue a previously saved project 710, the system may first determine if the user is logged in, and if not, request that the user log in 912. The user may also select a starting color from a color library or palette. In an embodiment of the invention, the user may also fine-tune the starting color to obtain a desired color.

FIG. 10 illustrates the path or trajectory that may be followed when starting a new project and selecting a starting color according to one embodiment of the color selection and coordination system.

If the user elects to start a new project 708, he or she is given the option to select a color from various sources 906, 908, 910. The desired color may be looked up by name in a database 1002, and, if the color is found, it is returned to the user for fine-tuning 1006. Fine-tuning may permit a user to make a color lighter or darker and/or more or less muted. Such fine-tuning may be performed by allowing a user to incrementally increase or decrease one or more of its characteristics (e.g., hue, chroma, etc.). In one implementation of the invention, the colors available in the system have associated predetermined relationships with other colors. Thus, if a user wishes to lighten a first color, for instance, the user may select a "lighter" button, arrow, or symbol, to incrementally go to the next lightest color associated with the first color, thus obtaining a second color. Similarly, if the user wishes to darken a first color, the user may select a "darker" button, arrow, or symbol to go the next darkest color associated with the first color, thus obtaining a second color.

Similarly, the hue or chroma of a first color may be incrementally modified by retrieving the associated hue and/or chroma colors to provide a desired second color. The second color may also be similarly modified to achieve a desired final color.

A user may also provide a sample **908** of the desired color **1004** and then may be permitted to fine-tune that color **1006** as described above. That is, the fine-tuning process **1006** may involve changing the color's hue, chroma, etc., by incrementally increasing or decreasing these qualities.

In either one of these instances, a user is given the option to then use an expert color coordinator **1007** be given suggestions as to complementary, harmonious, or aesthetically pleasing colors that may be combined with the starting color.

In one embodiment of the invention, the expert color coordinator **1007** may include a custom coordination component **1008** which, based on the starting color, automatically selects a plurality of color combinations that are complementary, harmonious to, and/or are aesthetically pleasing in combination with the starting color.

These color combinations may be determined in different ways according to various embodiments of the invention. The color combinations provided to the user may be selected based on a number of color theory implementations. In one implementation, the color combinations are pre-determined and stored in a database such that, once a desired starting color is selected, its characteristics or metrics (e.g., hue, chroma, tint, shade, etc.) are determined and matched to a color in the database with the closest corresponding metrics. The system then uses the matching color from the database to determine the complementary color combinations.

In another embodiment of the invention, metrics for the desired color are determined and then used to calculate, determine, or retrieve complementary colors that are either dynamically determined or retrieved from a pre-compiled database.

One or more of the color combinations may also be based on the corresponding warm triad and cool triad for the starting color.

In one implementation of the invention, the combination of colors may be retrieved from a database of colors. The database of colors being a data structure in which corresponding complementary colors have been identified for every color in the database or a color palette. Various color theories, including a complementary color model, tertiary color model, analogous color model (e.g., monochromatic color model), may be employed to generate the various relationships between colors stored in the database. In another embodiment of the invention, the corresponding complementary colors are dynamically determined upon selection of a first or desired color.

Additionally, in one embodiment of the invention, the color coordinator may interpolate between two or more colors in a database to generate better matching complementary colors for a given starting color. This interpolation may be based on the color theory employed and/or the inherent metrics or characteristics associated with the starting color.

Additionally, the color coordinator may also be configured to take into account human factors. That is, the relationship between colors may be modified based on human expertise. For example, the complementary color relationships generated using color theory may be modified so as to achieve a more aesthetically pleasing combination of colors. Thus, the color database of complementary color relationships may be based on both color theory and expert input.

Once the expert color coordinator **1007** has returned one or more color combinations **1010** based on the desired or starting color, the user may select a desired color combination, an interior or exterior template **1014** (e.g., interior room or exterior home facade) and preview it **1016**.

The preview feature **1014** and **1016** permits a user to see what a particular color combination would look like when painted on an interior room, exterior facade, etc. In one implementation of the invention, sample interior rooms and or exterior facades are provided for the user's selection. The available preview rooms and facades are tagged such that the walls, trim, doors, floor, ceiling, etc., are identified as separate elements. This way, a user may indicate which colors in the selected color combination will be used to paint the walls, trim, doors, floor, ceiling, etc. The system paints the different surfaces with one or more selected colors from the color combination. The user may then preview the selected template (e.g., interior room or exterior facade) with the selected colors in the selected surfaces. In yet another embodiment of the invention, the user may upload a picture of the desired project (e.g., living room, dining room, house exterior, etc.) and select the color desired for each surface (e.g., door, trim, walls, floors, etc.).

The user may modify a color combination by using a color palette **1018**. In various embodiments of the invention, such characteristics as the tint, shade (e.g., lightness and/or darkness), hue, and/or chroma may be modified. Once the user is satisfied with a selected color combination, that combination may be saved **1020**.

When a user elects to start a new project using the inspiration library **910**, various categories may be available from which to choose a color **1022**. Each category may enable a user to choose from various types of images, themes and/or types of rooms that may be desired **1024**. For one or more of these selections, the user may also be able to select a mood or theme palette **1028**. Once the system retrieves an image satisfying the desired characteristics, the user may then modify the colors based on color palette **1012**. Once a desired color combination has been obtained, the user may preview what such color combination would look like in a particular room or exterior of a home **1014** & **1016** and save it **1020**.

At any time during the browsing, the combination of colors provided by the expert coordination system or the previewing of the selected image, if the user wishes to further modify the color, this may be done by modifying the color palette **1020**.

Similarly, if a user elects to continue working on an existing project or active project **710**, the previously selected or saved color(s) may be revised by modifying the color palette or the color may be previewed by entering the preview module.

If the user elects to continue working on an active project **710**, a different set of options may be available. For example, FIG. **11** illustrates one embodiment of the invention with various options that may be available to a user when electing to work in an active project **710**.

A user may be able to revise or edit a color **1102** to preview a selected color **1104** to revise a quantity of paint that may be necessary for a project **1106**, to revise the sheen of the paint **1108**, to print samples of the color **1110** or to edit the account information associated with the user **1112** and **1114**.

Selection of the revise color option **1102** permits modifying the color palette **1018**. Selection of the preview color option **1104** opens the preview module **1016** and permits a

11

user to see the selected color and modify it using the modify color palette **1018**, if desired.

FIG. **12** is a block diagram illustrating the processing of various options in FIG. **11** according to one embodiment of the invention.

Selection of the revise paint quantity option **1106** permits the user to calculate or estimate the amount of paint necessary for a particular task **1216** (FIG. **12**). As shown in FIG. **12**, a user may select between an interior **1218** and exterior **1220** paint job. According to one embodiment of the invention, these two options **1218** & **1220** may provide the user with sample shapes of rooms or exteriors of various sizes from which to choose. According to one embodiment of the invention, the paint estimator **1222** may provide the user the amount of paint necessary for a paint job rounded up to the nearest standard paint unit in which the paint is sold (i.e., quarts or gallons). The paint estimator **1222** may also calculate or estimate the amount of paint needed for a project based on number of coats needed and on whether the particular paint color will be used on the trim, wall, ceiling, doors, etc. Once the user has entered the desired options, the system calculates the approximate amount of paint required for a job **1222** and may print this information for the user's convenience. Prior to printing, the system checks the palette state **1226** to determine if more information needs to be gathered from the user.

Referring again to FIG. **11**, if the user elects to revise the paint sheen **1108**, a sheen selection option **1230** permits the user to select from either interior sheens **1232** or exterior sheens **1234** and determine the desired sheens to use for their type of project. After selecting a desired paint sheen, the user may choose to either print the color formula to create the particular color and sheen **1236** or so save the results and return to the previous menu (i.e. **1202** or FIG. **11**).

If a user elects to print a paint color **1110**, then the paint color is previewed **1214** and printed. On occasion, there are discrepancies between the on-screen colors selected and the colors that may be printed by a printed. In order to provide printed colors that closely match the true colors selected, the system may include either a hardware or software color calibration module that configures the printer or commands to the printer so as to provide printed colors that closely match the real colors.

A user may also edit account information, such as user name, password, etc., by selecting the edit account option **1112** and modifying the existing information **1114**.

Referring again to FIG. **10**, once a user decides to print a color or color combination, the selection is previewed **1016**, adjusted as necessary **1018** and saved **1020**. After saving and/or storing the color selection **1020**, the user is given the options **1202** of printing the chosen colors **1204** or revising/selecting paint sheen **1230**. If the paint sheen option **1230** is selected, the user may chose from either interior **1232** or exterior **1234** sheens, and print **1236** and/or save the selection **1238**. If the print option is selected **1204**, the user may confirm the choice to print **1206**, save the project **1208**, and print the selected paint color and/or color combination **1214**. According to one embodiment of the invention, a user may be requested to login or register **1212** prior to being allowed to print. When logging in, the user's information may be confirmed **1210**.

FIG. **13** is a block diagram of a planning feature **712** (FIG. **9**) of the paint selection system according to one embodiment of the invention. The planning feature **712** may permit a user to calculate a quantity of paint **714** based on approximate room sizes **1306** or whether it is an interior **1308** or exterior **1309** project. A user may then be provided with the

12

calculation results **1310** for each color of paint of the selected combination that may be needed for a project.

Similarly, the user may be able to compare sheen **716** characteristics for paints for either interior **1312** or exterior **1314** projects. That is, for the same paint, a user may be shown on the display screen what the interior paint looks like and what the exterior paint looks like.

FIGS. **14-17** are flow diagrams illustrating various user options that may be provided under the tutorials option **718** (FIG. **7**) by the paint selection and coordination system according to one embodiment of the invention.

FIG. **14** illustrates features related to interior painting projects **720** (FIG. **7**). For example, a user may be provided with specific painting information for a project **1402**, how to organize that project and details on the rules and equipment that may be necessary for their project **1406**. Similarly, the user may be provided with staining information **1408**, including selecting type of look that is desired **1410**, organizing a staining project **1412** and details and additional useful information **1414** that may be necessary for doing a staining project. Users may also be provided with information on floor coatings **1416** such as paints for interior floors by selecting a look or scene **1418** and information on organizing the project **1420** and details on how to perform such project **1422**. Similarly, the user may be provided with information about faux finishes **1424** and details on how to perform such projects **1426**.

How-to instructions or tutorials **1414** and **1422** may be organized in several ways. For instance, first by project type such as interior painting, exterior painting, deck, fence, etc. Next, they may be broken down into stages including organizing the project, proper preparation, using a primer, applying the topcoat, cleaning-up. How-to instructions may include text, audio, and video demonstrations. Supply lists for particular paint projects may also be provided. All instructions and supply lists may be printable for the customer's convenience.

FIG. **15** illustrates other tutorials **718** and information pertaining to exterior paint projects **722**. As before, the system provides painting information for exterior projects **1502**, as well as organization **1504** and other project details **1506**. Likewise, the tutorials for exterior paint projects may also provide information on staining **1508** and floor coatings **1516** as in FIG. **14**. Additionally, the exterior projects tutorials may include information on waterproofing surfaces **1524**, organization of such projects **1526** and other details on how to perform waterproofing projects **1528**.

Another tutorial option may permit a user to browse or read through common paint problems **724**. The user may be given the option of selecting between interior paint projects **1602** and exterior paint projects **1606**. For each of these categories, detailed information regarding paint problems **1604** and **1608** may be provided to the user. The user may also be able to perform a search based on a key phrase or word related to a particular paint problem.

FIG. **17** illustrates another aspect of the invention where one of the tutorial options **718** may include a glossary **726** from which a user may access general information **1702** and/or search for particular terms, colors, phrases, etc. **1704**.

FIG. **18** illustrates one embodiment of a products option **728** according to one implementation of the paint selection and coordination system. This products option **728** permits the advertising and/or display of various painting and decorating products. A user may search the site **1802** based on one or more key term(s) or word(s) or phrase(s) for a desired tool or product. The system may then provide the results **1804** meeting the search criteria. In the alternative, the user

may select from a list of types of products **1806**, to browse only those products of interest, or be provided with a list of product categories **1808**. Once a product or category is selected, details about said product or product category may be shown to the user **1810**.

In one embodiment of the invention the kiosk may have multiple modes of operations. For instance, aside from serving as a color selection and coordinator, the kiosk may also operate as a training system. An in-store personnel training feature may provide text, video, and/or audio training information to personnel. New sales associates may have access to an electronic seminar about particular products. According to one embodiment of the invention, this feature may be enabled by switching the kiosk over to training mode.

Another aspect of the invention provides a distributed paint color selection and coordination system that permits users to remotely access an automatic and interactive paint coordinator/advisor, setup a project, select a desired color, and be provided with complementary, harmonious colors in response to the selected desired color. A user may access the previously saved project from an in-store kiosk with a very similar graphical user interface. The distributed system permits updating software and data to the in-store kiosks as well as the remote user application.

FIG. **19** illustrates a block diagram of a distributed system in which multiple in-store kiosks and remote computers may access the same paint color selection and coordinator system. The distributed system may include multiple in-store kiosks **1902**, **1904**, **1906**, and **1908** coupled to a central server **1910**. The central server **1910** may provide the kiosks **1902**, **1904**, **1906**, and **1908** with updated software, data, and information periodically or as needed. The kiosks **1902**, **1904**, **1906**, and **1908** may be communicatively coupled to one or more servers **1910** via various communication links, including the Internet, radio waves, and point-to-point communication links. The server **1910** may be coupled to the Internet and provide a paint color selection and coordinator application to remote terminals/computers **1912**.

The distributed system enables a paint manufacturer to establish a relationship with the customers, educate the customer about the manufacture's paint products, and extend that relationship from the home to the store.

A user utilizing a remote terminal/computer **1912** may access the paint color selection and coordinator application(s), which may have similar functionality, user interfaces, and navigation as the system illustrated in FIGS. **7-18** and described above. Such system permits a user to become familiar with look and use of paint color selection and coordination application, start a paint project, select one or more desired colors, and be advised as to the complementary colors corresponding to the selected colors. One implementation of the distributed paint color selection and coordination system serves to entice consumers to become more comfortable and familiar with the look and use of paint colors beyond the standard white and neutral colors.

One implementation of the distributed system permits a user at home or at the store to create a personal project portfolio that includes information such as their projects, palettes, how-to info, etc. This project portfolio is accessible either online (e.g., via the Internet) or in the store (e.g., using the kiosk) via some sort of user identification. Scenarios include someone choosing their colors at home but going back to the store for chips and adjustments, or beginning a project profile at the store and adjusting within their own time frame while at home. According to one embodiment of the invention, a personal profile created on a store kiosk may

be periodically downloaded to a central server or system so that it may be accessed by the user via a network (e.g., the Internet). Conversely, a profile created over the Internet (e.g., via a home computer) may be sent to the local store, which may be selected by the user, so that it is available when the user visits the store. In another embodiment of the invention, an in-store kiosk may retrieve the user's profile and/or previously entered project information when the user logs-in at the kiosk. The newly Internet-created projects may be sent only to those kiosks which the user indicates are within his/her local area or store.

The in-store kiosks may include a storage device to store a plurality of projects which were initiated either in the kiosk or on a remote computer/terminal. Stored projects may be retrieved from a remote terminal or from an in-store kiosk for further editing, review, and/or printing. In one embodiment of the invention, the stored project may be stored in one or more servers **1910** from where it may be retrieved.

FIG. **20** illustrates one method of using the distributed paint color selection and coordination system according to one implementation of the invention. A user may use a home computer to access the Internet and start a paint project **2002**, select a starting color **2004**, and receive one or more complementary color combinations **2006**. The user may familiarize himself or herself with the system and, once done, store the project **2008**. The user may then continue his experience with the paint color selection and coordination system when he/she visits a store to purchase the paint needed for the project. The user may utilize a kiosk, such as the one illustrated in FIGS. **1-6**, to retrieve the previously stored project **2010**, review complementary color combinations provided by the system, fine-tune colors, and/or print out a preview of a selected color combination **2012**.

From either a home computer or in-store kiosk, a user may print out an estimate of the different paint colors that will be necessary for the project and/or the color mix or formula for each of the colors in the color combination selected.

Another aspect of the distributed system may include heartbeat monitoring feature. This feature minimizes system downtime by having an in-store kiosk **1902** monitor itself and alert an administrator (e.g., via a server **1910**, telephone message, email, blinking light, audible alarm, etc.) if a kiosk stops responding, runs out of paper or ink, some other alert is triggered, etc.

A remote update feature permits content to be distributed to various store locations from a central location. Stores or kiosks can be grouped according to different criteria, such as region, store type, market, etc., and content can be rolled out to various criteria groups. For example, a central server may update a kiosk's color palette, software, graphical user interfaces, etc., remotely. Additionally, different forms of content (e.g., advertising) may be displayed on the kiosk's screen based on the type of store in which it resides.

FIG. **21** illustrates one embodiment of a system that may be implemented over the Internet to permit a user to access the paint color selection and coordination system, described above, over the Internet. A web page may be used where the user can access the color selection and coordination system via the Internet. Such web page may include a store locator option **2102** to permit a user to search and locate a store **2104** and provide details of such store **2106**. The web page interactive system may also include safety information **2108** to educate users about paint products, such as the material safety datasheets for one or more products.

The web page may also include a company information option **2114** providing such information as press releases

2118, events **2120**, career or employment opportunities **2122** and contact information **2124** for the one or more companies deploying the paint color selection and coordination system. Such web page may also include a login or registration window **2126** to access the paint selection and coordination system over the Internet.

FIGS. **22A-F** illustrate a block diagram for a color coordination and selection application that may be implemented in an in-store kiosk according to one embodiment of the invention. Referring to FIG. **22A**, the kiosk may have in an attract loop **2202** in which the kiosk displays a start screen **2204** to entice potential consumers to use the color coordination and selection kiosk. If a user elects to use the kiosk, the start project module **2206** provides the option of logging into an existing project or workbook **2208**. Additionally, the module **2206** may also permit the user to view the content in the color coordination and selection kiosk in a different language, such as Spanish **2210** or French **2212**. The user may start a project by identifying whether the paint project is an interior or exterior paint project **2214**.

The user may then choose a starting color for the project in different ways. One option is for the user to provide the starting paint color **2228**. In such option, the user may choose a starting color from a color wheel or table **2232**, scan a sample of the desired starting color **2234**, or identify the starting color by name, number, or code **2244**.

According to one implementation of the invention, a user may be given several options from which to select the starting color **2230**. For example, the user may create or choose a starting color by browsing a color palette, color wheel, or any other arrangement of colors **2232** and then adjust that starting color **2233** to the desired hue, chroma, lightness, shade, etc. The user may also scan the desired starting color **2234** based on a sample, such as a fabric or paint chip. The system then provides scanning instructions **2236** to enable the user to scan the color sample into the system. The user is then allowed to scan the color sample **2238**, **2240**, **2242**. Once the color sample has been scanned, a confirmation message notifies the user that the scanning is has been completed **2239**. According to a third way of choosing a starting color, a user may provide a color name, number and/or code by which to identify the starting color **2244**. The starting color is then searched in a database of color names, numbers, or codes **2246**. If a color is not found, the user is alerted **2248**.

Once the user has selected a desired starting color, the desired use of the color is specified **2262**, such as interior, exterior, ceiling, walls, floors, etc. Such information permits the system to narrow its color coordination search to the appropriate paint colors. The system then uses its internal color coordination database to provide one or more color coordination schemes that include the desired color **2264**. Said color coordination schemes may include one or more colors that are complementary to the selected starting color. The user is then allowed to select one of the color schemes provide by the system.

The selected color scheme may be then be modified **2268** or fine-tuned to desired final colors. For instance, for anyone of the colors shown in the selected color scheme, the user may modify the chroma, hue, shade or tint, lightness or darkness off that color. For this purpose, the system may include a database through which each color that is modified can be referenced **2266**. This database permits identifying the next lightest and/or darkest color available. Such database may also permit a user fine-tune retrieve other colors similar in hue or chroma for any given color.

The user is also permitted to print the selected color scheme **2284**, preview the color scheme **2276** as it would appear in a room, or preview the color scheme as it would appear on an exterior **2270**. If the user elects to preview the color scheme in a room **2276**, the type or style of room is first selected **2278**, such as living room, dining room, kitchen, bathroom, bedroom, etc. The user is then asked to associate the colors in the selected color scheme with one or more of the various surfaces in the room **2280**, such as walls, floors, trim, doors, accents, etc. The selected sample room is then displayed in a display screen showing the colors selected by the user on the appropriate surfaces and allowed to fine-tune each color and/or reassign the surface on which it is placed **2282**. Similarly, if the user elects to visualize a sample exterior, the user may select an exterior type **2270**, and associate the one or more colors of the selected color scheme with the various surfaces **2272**, such as exterior walls, doors, trim, accents, etc. The user is then shown the exterior with the selected colors on the associated surfaces **2274** and can fine-tune each color and/or reassign the surface on which it is placed. Note that a particular color in the color scheme may not be used at all or may be place on more than one surface of the preview modules.

The user may then proceed to print out the color scheme and/or room or exterior samples **2284**. The print module **2284** provides a user multiple options before printing the selected color scheme. For instance, a user may request an estimate or calculation of the amount of paint that is necessary to paint a room or exterior of the house **2295** and **2296**, or the user may specify or select sheens for the different surfaces to be painted **2297** and **2298**.

According to one implementation of the invention, the system provides a interior paint calculation option **2295**. The user is requested to provide the length and width of a room, the number of doors, windows, as well as trim information. Additionally, if a ceiling is being painted, the ceiling type may also be specified. If touchup paint is desired, that option is also provided to the user. Using all this information, the system then provides an estimate or calculation of the amount of paint that would be necessary for such job. This result may provide a user with the amount of each paint color that will be necessary to paint the ceiling, walls, trim, accents, etc. In one implementation of the invention, the user may be given the estimates rounded up to the nearest standard paint container size. Similarly, if the user is intending to do an exterior paint job **2296**, the user may be requested to enter the square footage of the home, the number of exterior doors, windows and shutters, garage size, and garage door types, and whether touchup paint is desired. The system then calculates the amount of each paint color that is necessary for such paint job and provides it to the user.

The user may also specify the sheen for the interior and/or exterior paint projects **2297** and **2298**. For instance, the user may specify the wall, trim, door, ceiling, shutters, garage, or other paints for either interior or exterior paint projects **2297** and **2298**. A summary of the amounts of paint for each color in the selected color scheme is then provided to the user.

The user is then given the option to either print or save the selected and/or fine-tuned color scheme and information **2286**. If the user elects to print, a message appears on a screen **2288** while the selected color scheme is printed. When the system is done printing the information, a message is displayed which indicates that the printing has been completed **2290**, and the printed pages are outputted from the color coordination kiosk **2292** and **2294**.

Referring again to FIG. 22B, the user may also elect to use the interior or exterior inspiration libraries 2250 and 2256, which include one or more inspiration categories from which to choose color schemes or ideas. The inspiration libraries may also include inspiration palettes, such as color wheels or color tables, 2252 and 2258 from which the user may make a selection 2254 and 2260. Having selected a desired color scheme, the user is taken to the color scheme home 2268 from where the user may print out, edit, preview or save color schemes as previously described.

According to one implementation of the invention, the system may include one or more alerts to enable various features. For instance, the system may provide the user a start-over feature and confirmation 2216 to enable the user to go back to the starting window 2206. Another alert may indicate that the printer is not in service 2218 or that the color sample scanner needs calibration 2220. Yet other alerts indicate where the scanner needs servicing 2222. Additionally, the system may also indicate that a question is found out or that a particular sheen color is a custom color 2226. The system may also keep track of the percentage of times sessions have timed out, the number of times the customers have requested to start over, and generally how many times each time of alert has been triggered.

FIG. 23 is a block diagram illustrating the details of the printing process of block 2288, in FIG. 22, according to one implementation of the invention. The user is asked whether the project will be saved prior to printing 2300 and 2301. If not, then the color scheme and information are printed 2302. However, if the user elects to save the project prior to printing, the system then checks if the user is logged in 2303.

If the user is already logged in, then the process proceeds to requesting a project name 2356 (FIG. 23E) for the project. Once the user provides a name for the project 2356, the system then checks if it is connected 2359, to a server or other storage facility for instance. If the system is connected to a server or storage facility, then the project is saved 2358. Otherwise, if the system is not connected, then the system indicates the project will be saved upon the next successful connection 2360, and then proceeds to print the color scheme and information selected 2362. The system then displays a print complete message 2290 (FIG. 22D).

Referring again to FIG. 23A, if the user is not logged into the system 2303, the user is given an option to either register as a new user or login as a previously registered user 2304. If the user elects to register as a new user 2305, then the user is requested to enter a username 2308. The system then checks if the username is valid 2311. For instance, the system may check if the username is a valid e-mail address. If a username is not valid 2310, the system requests that the user enter a valid username 2310. Upon providing a valid username, the system then requests the user to enter a password 2312. The system may check the password to see if it is of an appropriate length 2315. For instance, the system may require a password be greater than three characters long. If a password does not have the minimum required number of characters 2314, then the system requests that the user enter another password 2312. Upon entering an appropriate password of an appropriate length, the system then requests the user to review the username and password 2316. If the username and password are correct 2317, then the new user is asked to choose a verification question 2340. A verification question serves to identify a user who has forgotten either the username and/or password. A user may select from a number of predefined verification questions or may provide their own verification questions 2340. The system then requests the user enter an answer for

the verification question 2342. When if the user has entered all this information, the system may also give the new user the opportunity to sign up for a newsletter offer or some other offer 2344. The system then verifies the information provided by the user 2346. The system may check whether it is connected to a central database or server 2345 in which it can check the username and/or password provided. When the system is able to connect to a central database or server, for instance, then it checks whether the username is unique 2347. If the username is unique, then the user is provided with confirmation of the registration 2348. If the username is not unique, then the system informs the user that the username is already taken 2350 and requests that the user provide another username. If the system is unable to connect, then it informs the user that it is having problems connecting to verify the information 2352 and notifies the user that the registration information will be saved and verified later. The system then proceeds to permit the user to enter a project name 2356. From this point on, the system is then checks whether it is connected and can save the project, and then proceeds to save and/or print the project as previously described.

Referring again to FIG. 23A, if the user is not a new user 2305, then the system requests the user enter a username 2306. The system then verifies whether the username is correct 2318. In one implementation, the system may check whether the username provided is in the format of a valid email address. In another implementation, the system may check a local user registry first. If a username is incorrect or not found 2318, then the system may access a central database or server 2322 and request user information.

If the system is able to connect to the central database 2329, it then verifies whether the username is correct 2332. If the username is correct, then the user is requested to enter a password 2320. If a user has not forgotten his password, then the username and password are checked. The system connects the database 2322, retrieves the information, and checks it 2329. If a username and password are correct 2332, 2334, then the user is requested to enter the project name 2356, and may proceed to save the project as well as print the selected color scheme 2363. If the user's name is incorrect 2332, the user is requested to try to enter the correct name again 2326. In one implementation of the invention, the system may keep track of how many times the user has entered an incorrect username 2333. If the maximum number of times has been reached, then the system indicates to the user that login has failed 2336 and requests that the user register as a new user to save his project.

If a user's password is incorrect 2334, then the system indicates to the user that the password is incorrect 2324 and requests that another password be entered 2320. If the user indicates that he has forgotten his password 2321, then the system may retrieve such information 2328. If the system is able to connect or retrieve such information 2331, then the system displays the verification question for the user 2338 and requests that a user provide an answer 2354. If the answer is correct 2355, then the user may proceed to enter a project name and save and print the project. If a user's answer is incorrect, then system indicates to the user that the answer is incorrect 2359, it requests that a new answer be entered 2354. If the system detects that the user has entered more than the maximum number of incorrect answers 2357, then the system may request that the user register to save the project 2336. According to one implementation of the invention, the system may also operate over a private or public network and/or the Internet.

FIGS. 24A-L are a block diagram illustrating a network-based color coordination and selection application according to one implementation of the invention.

FIG. 24A is an overview of the system indicating the starting point 2400 from which the user can select several color coordination and selection options. Along the color coordination options, the user may select to work in a Workbook 2401 which may include previously saved projects, explore new colors from a color palette 2402, browse inspirational ideas 2403, seek expert advice 2404 on painting and painting tools, and/or may request product information 2405. Additionally, a secondary set of menu options permits the user to log into the system 2406, find store locations 2407, request safety information 2408, find out more about the paint particular company 2409, or seek out careers within that paint company 2410.

FIG. 24B illustrates the options that are available to the user under the Workbook 2401 category. The user may log into the system 2411 or register as a new user 2412, 2413. The system then verifies the user registration information 2414.

If the user has forgotten his or her password, the user may seek to retrieve said password 2415. The system asks the user to answer a particular verification question 2416 which was selected by the user and for which the user has provided an answer during registration. The system verifies whether the answer provided by the user is correct 2417. If said answer is correct, then the user is allowed to proceed 2418. Otherwise, the user is requested to enter the answer again.

If the user is allowed to proceed through any of these login options, then an indication is given that he or she is logged in 2418. The user is permitted to edit a previously saved project 2419, create a new project, and/or edit account information or profile information 2421. For the project summary 2419, the user may either enter a new project name or edit an existing project name 2420. The user may then proceed to either start a new project or edit an existing project. If the user elects to start a new project 2423, various options are available to the user in starting said project. Through the Explorer color module 2402, the user is able to look up a color by name or number 2424, select a starting color from a color palette or table 2425, or browse an inspiration library 2426 for a desired color. Additionally, if the user wishes to edit an existing project 2427, the user is given the option to modify a color, palette 2428, modify the previously selected color scheme 2429, or preview the desired color scheme within a sample room or exterior of a house 2430. Additionally the user is given the option to calculate the amount of paint that is necessary 2431 and edit the paint color sheen of the selected paint colors 2432. With any of the above mentioned color selection and modification options, the system enables a user to save and/or print a selected color scheme. The user may print the selected color palette 2433, print the preview showing the colors on an interior room and/or exterior of the house 2434, print out a summary of the amount of paint that is necessary for a particular project 2435, or print out a summary of the sheens that have been selected for the particular project 2436. Through any of these options, a printable pop-up window displays 2438 that permits a user to either print and/or save said window 2437. The system then proceeds to save the desired project 2439.

Referring to FIG. 24D, the system detects the origination point of the project 2440. That is, the system determines whether the user has come through the Explorer Color option 2403 or My Workbook option 2401 and/or whether the user is registered or logged in. If the system detects that

the Workbook 2401 is authenticated or the user is logged in, the system proceeds to save the project under a new name 2444 or without saving changes 2445. The system then returns to the project summary window 2419.

If a user is not authenticated or not logged in, the project name is requested 2441, and then the user is requested to log in or register 2442. If a user logs in, then the log-in information is verified 2443, and the project is saved 2444. Alternatively, if the user is a new user, the user is requested to register and the registration information is verified 2446. The project is then saved and the user returned to the project summary window 2419.

Referring now to FIG. 24E, if the user elects to browse the inspiration library 2403, various categories of inspirations may be available. For instance, in one implementation of the invention, a practical color scheme category 2450 may include one or more articles 2451 which provide practical colors for different types of rooms or exteriors or lifestyles. Another category may provide artistic colors 2452 with one or more articles showing or describing such color schemes 2453. An emotional category 2454 may provide articles 2455 illustrating color schemes that reflect various emotional states. A fashionable category 2456 may include articles 2457 that are trendy or the current style.

Referring now to FIG. 24F, if a user selects the Expert Advice option 2404, a search capability 2508 is available from which the user can provide key words or terms, and results are displayed for the user 2510. Additionally, the user may be provided with a plurality of categories from which to browse or search. For instance, the project organizer category 2512 may enable a user to organize interior 2630 or exterior 2668 paint projects, a sheen chart category 2514 may enable a user to learn about various different paint sheens, and a glossary 2516 enables a user to quickly find information related to paint and painting projects. A paint calculator 2518 allows a user to calculate or estimate the quantity of paint that may be necessary for a particular project. A common paint problems option 2520 provides the user information about how to solve interior and/or exterior paint problems 2522-2528 that may exist prior to, during, or after painting.

If a user selects the paint organizer option 2512, then either the interior or exterior category may be available 2630 and 2668. If a user selects the interior category 2630, then various options for painting interiors and house walls, for instance, may be available. For typical painting projects 2632, the system provides project organization tools 2634 and details as well as the required tools, etc. 2636, may be available to the user. Additionally, if the user selects to stain wood 2638, then the desired look may be selected 2640, and the project organizer 2642 may provide organization ideas 2642, details on how to perform the project 2644 and the required tool information. If the user wishes to paint or stain wood floors 2646, the desired look may be chosen 2648, and again, a project organizer 2650 may provide the details, tools and information on how to perform such tasks. Additionally, if concrete floors are to be painted 2654, again, the user may select the look desired for the concrete floor 2656, and a project organizer 2658 may take the user through the necessary tools and information 2660 to perform the project. The user may also select faux finishes for interiors 2662, and again the system may provide the desired looks 2664 from which to choose, and details on how to perform said project 2666 to obtain such look.

Similarly, if a user selects to organize the lookup information on exterior paint projects 2668, the user is provided with a painting category 2670, wood staining category 2676,

waterproofing category for wood **2684**, waterproofing category for masonry **2690**, painting or staining of wood floors **2698**, and painting or staining of concrete floors **2706**. For each category, the system may provide a project organizer **2672**, **2680**, **2686**, **2694**, **2702**, and **2710** and enables the user to select the look **2678**, **2692**, **2700**, and **2708** for the painting or staining project. Additionally, the system may also provide details **2674**, **2682**, **2688**, **2696**, **2704**, and **2720** on how to perform each one of these projects and the necessary tools to do so **2677**, **2689**, **2697**, **2705**, and **2721**.

Once the user has viewed the selected information for interior or exterior projects, the system may then take the user to product details information, FIG. **24J**, under the products module **2405**. This module is also reached if the user has selected to find out product information **2406**. In either case, the products module **2405** provides the user with particular products that are available to perform the selected paint project. For example, if an interior project is desired **2744**, the differing stains, primers, finishes, waterproofer, etc. **2746**, may be shown and/or described. The system may also provide product overview **2748** and details **2750** as well as allowing the user to select the look for said stain, finish, etc. **2752**. Similarly, if the user selects to paint an exterior **2754**, then various products are shown **2756**, and a product overview **2758** and details **2760** may be available to the user. In another implementation of the invention, the categories may also include or be organized in terms of particular projects **2762** such as woodworking, decks, etc., and similar project descriptions **2764** and product information **2766** may be available. When the user reaches to the products module **2405** from the expert advice module **2404**, the system may suggest products and/or introduce new products **2768** to the user.

Referring now to **24I**, if, under the expert advice module **2404**, the user has selected the calculate paint option **2518**, then an interior **2722** and exterior **2730** paint calculation modules would be available. If an interior paint project **2722** is desired, then the user is given the option of a custom calculation **2724** or an approximate calculation **2728**. If a custom calculation **2724** is selected, a form is displayed in which the user can enter the dimensions of the room to be painted and a more precise result **2726** is provided. If the user doesn't have exact measurements but just wishes an approximate amount of paint **2728**, then such option is also available to the user. Similarly, if the user is further taken an exterior paint project **2730**, then the custom calculation **2732** and results **2734** are available if the dimensions are known. Otherwise, an approximate result **2736** of the amount of paint necessary may be provided.

Referring now to FIG. **24K**, if the user selects the secondary navigation options from the main window **2400**, then the user may log into the system **2406** by providing a username and password or may select to search for a new store location. The system may also provide details on how to get a store **2407** and **2515**. Safety information **2408** about paints and painting is also available to the user. Additionally, a user may find out more about the particular company **2409**, careers within that company **2410**, and news and/or events **2798** in that company. The user may also perform a job search **2782**, get details on available jobs **2784**, and apply for a job **2786** and **2788**. Other special categories may also be available such as student opportunities **2790**, benefits available **2792**, culture of the company **2794**, and testimonials about the company **2796**.

Moreover, the system may also provide contact information **2900** (FIG. **24L**) in order to contact the company. A contact form may be provided **2902**, and a confirmation

message **2904** is displayed when the form has been properly submitted **2910**. Under contact information **2900**, the system may also provide a project assistant form **2906** to aid consumers in performing projects. Once submitted, the system provides a confirmation **2908** that the project assistant form **2906** has been submitted.

FIGS. **25A-D** are a block diagram illustrating the details of selecting and fine-tuning a paint color over a network-based coordination application according to one implementation of the invention. A new project may be started by selecting a color name **2802**, choosing a starting color for a color pallet **2806** or browsing interior or exterior inspiration options **2818** and **2826**.

If a user wishes to select a starting color by name or number **2802**, the system first requests the purpose or usage of the color **2810**, such as bedrooms, bathrooms, and/or kitchen. With this information, the system is then able to provide one or more color coordination schemes from which the user may select one **2812**. Each color coordination scheme may include two or more colors that are complementary or somehow aesthetically pleasing when used together.

If the user selects the starting color from the color pallet **2806**, then the starting color may be refined or fine-tuned to a desired starting color **2808**. The system also requests usage for the color **2810**, and then provides one or more color coordination schemes from which the user selects one **2812**. The color coordination scheme information is then stored or maintained under a session attributes module **2814**. The selected color scheme may then be viewed and then modified under the color palette home module **2834**.

From this palette home module **2834**, the user may choose to preview a room which is painted a selected color scheme **2838**. The system provides the user with the option of selecting a type of room to be previewed **2838** and then displays the room on a screen **2844**. The user may then select the colors that are to be placed on one or more of the surfaces of the displayed room and is permitted to refine the colors that are desired **2848**. The system may also provide a similar utility for choosing the type of exterior desired **2836**, preview the exterior **2846**, refine the colors as shown on the surface of the selected exterior **2850**. From the preview modules **2844** and **2846**, the system allows a user to print out the selected color scheme **2849** and **2853** as seen on the displayed rooms and/or exterior, or save said color scheme and room or exterior **2851**. The information may be saved for the project under the session attribute module **2842**. From the color scheme home **2834**, the user may also refine the colors selected **2852**, print the desired color scheme **2833** or save the color scheme **2828**.

Referring again to FIG. **25A**, if the user elects to start by browsing interior or exterior inspirational categories **2818** and **2826**, the system provides various categories of inspiration from which the user may select. The system requests that the user to select an inspiration scheme **2820** and then provides details for such inspiration scheme **2822**. The system then takes the user to the color scheme palette home **2834** from where the color scheme may be previewed or edited or saved as described previously. From the palette home **2834**, the user may also modify the sheen of the paint **2830** and/or calculate the amount of paint **2832** necessary for a project.

Referring to FIGS. **25C** and **25D**, the user is provided a tool by which to calculate the amount of paint **2832** that may be necessary for a room or exterior paint project. If the user is painting an exterior, then the system requests the size of the home **2856**, calculates the exterior values **2858**, and provides the amount of paint that should be necessary **2860**.

Where the selected color scheme includes multiple colors, the system may determine the quantities of each paint color that are necessary to perform the particular project. Similarly, if the entire room is being painted, the system may request the user to select the size of the room **2862** and provide other information from which to calculate the amount of paint that is necessary to perform that project **2864** and **2866**. A user may save this information **2881** or print it as desired **2882**.

From the color scheme palette home **2834**, the user may also select the exterior or interior color sheens that may be desired **2830**. For example, if an exterior project is being undertaken, the system may assign color sheens **2870** to the different colors of the color scheme. The user may be able to select from these sheens **2872**, and this information is then provided in the summary **2874** which can be printed or saved by a user. Similarly, if an interior project is being undertaken, the system may provide the recommended color sheens **2876** for the different paint colors, depending on the purpose, etc. The user may then select or edit the recommended sheen colors **2878**. This information is then provided in a summary **2880** which can be saved **2881** and printed **2882** by a user.

A help desk feature may also be available with customer support for common paint problems and fixes, FAQ's, a searchable knowledge base and possibly real-time interactive support. As before, the user may be required to enter a user name and password or register in order to access the system. From the login option the user may be led to the menu shown in FIG. 9 and subsequent system components.

According to one embodiment of the invention, while the web site and kiosk applications may include many of the same features, they may have different interfaces. For instance, because the in-store kiosk may be touch-screen driven, buttons are necessarily large and spread out. This may cause functionality to be spread across various screens in the store that would more efficiently be handled on one screen through the web. It is important however that the in-store kiosk and web site resemble each other so that the customer definitely knows they are coming from the same place. To minimize replicated effort, code for access to databases, coordination algorithms, etc., may be shared by the two separate platforms wherever possible.

Though the distributed system illustrated in FIG. 19 has many functional tools, the overall flavor of the system should be friendly and inspirational. Users should be guided through the system step by step, yet have the freedom to use it how they want as well.

A content management feature allows content to be managed with minimal technical skill by persons at various levels of the organization. Rights can be assigned to various content providers and permissions granted according to those rights. For instance, access to product information and/or how-to information may be limited only to those users that have been given permission.

Another aspect of the invention provides tie-ins to promotions and clinics. The faces or entry graphical user interfaces of the kiosk and/or web site can be adjusted to reflect promotions such as discount weekends and inform about various "how-to" clinics upcoming at the local store.

Usage tracking may also be provided for the kiosk and/or web site. The frequency of use, color choices, program usage, walk-aways, etc., can be tracked and analyzed according to region, market, store, feature, etc. This information may be downloaded or sent from a kiosk to a central server for analysis.

Another aspect of the color selection and coordination system provides a data-driven color model to implement the color coordination system according to one embodiment of the invention.

A model encapsulates more than just data and functions that operate on it. A model is meant to serve as a computational approximation or abstraction of some real world process or system. It captures not only the state of a process or system, but how the system works.

In the context of the color coordination system, the color model captures the processes associated with color (e.g., color palette coordination, computing shades and tints, etc.), the state of a user's palettes, and represents the set of colors that comprise the color palette.

In one implementation of the expert color coordinator a real-time color model may be used where coordination of colors, shades and tints are computed in real-time using the principles of color theory. The colors may also be constrained to the limited colors available in the color palette. However, a real-time approach is limited because it doesn't allow for non-color-theory derived palettes and requires that the color coordination application incorporate and execute the color calculations required to derive the appropriate palettes and corresponding colors every time. Such computationally intensive expert color coordinator may be undesirable in certain situations, such as when implementing the system on a server for Internet users or when processing capabilities are limited.

In another embodiment of the color coordinator, a data-driven color model is implemented in which it isn't necessary to compute color values in real-time because the color palette is composed of a finite set of colors, which, in combination with color-coordinating palettes, shades, and tints, can be pre-calculated and stored in a database. A data-driven color model provides the greatest degree of flexibility and ease of use in implementing an automated color coordination coordinator. A color coordination application need not execute and compute color values in real-time but instead simply query a database. Additionally, this allows for non-color-theory derived palettes to be incorporated into the color coordinator's color model with no change to the application program design. That is, since the color coordination relationships are defined as data, color coordination relationships from non-color-theory derived palettes may be entered into the database.

Tables 1-7 below illustrate how a data-driven color coordination system may be implemented using various data structures according to one implementation of the invention. Such data-driven color-coordination system may be employed in implementing one embodiment of the expert color coordinator described above. In one implementation of the color coordinator, a color database is maintained which contains every color available to the user.

For each color in the color database, a table or data element (e.g., Table 1) containing the elements shown is generated. The color palette may include both standard colors (e.g., those colors which are part of a paint product line) as well as user-defined colors (e.g., from user color samples, etc.). The fields Color_id and Name serve as color identifiers. The field Source_id is a reference to the source in which the color can be located, such as the inspiration library color palette, a user-defined color palette, etc. The field L_value describes the luminosity of the color. The fields A_value and B_value identify the color coordinates for particular color in a three-dimensional color model, C_value identifies the color's chroma, and H_value identi-

fies the color's hue. The fields Next_lighter_id and Next_darker_id identify the color in the database which is lighter and darker, respectively, than the current color. Similarly, the fields Next_chroma_id and Prev_chroma_id identify the color in the database which is more muted and less muted, respectively, than the current color. The fields Next_hue_id and Prev_hue_id identify the colors found in the database which are, respectively, next in the color spectrum or preceding in the color spectrum from the current color. Additionally, one or more fields may integrate human expertise into the color database. For example, the field Is_wall_color_only indicates whether the current color and the field Is_offensive may indicate whether the current color is not well suited as an interior or exterior wall color. Such fields may be based on human experience and aesthetic tastes which may not be reflected using just a color theory.

or table illustrated in Table 1 where the previous and next color for various different characteristics (e.g., L_value, A_value, B_value, C_value chroma, H_value, Next_lighter_id, Next_darker_id, Next_chroma_id, Prev_chroma_id, Next_hue_id, and Prev_hue_id) are identified. For example, a fine-tuning interface may include a "More Muted" button, which, when pressed, presents the user with a database color that is more muted than the color currently being viewed. Similarly, other buttons, such as "less muted, lighter, darker, may be available to refine a color.

The colors in the color database are intended to be displayed on a display screen or printed for the user's convenience. Since many of the display devices (e.g., monitors) and printers employ a combination of a basic colors (e.g., three colors—red, green, and blue) to generate all other colors, having a ready conversion between the colors in the

TABLE 1

Field Name	Description	Type
Color_id	The primary key for a paint color. This may correspond to a color code in a color sample or swatch (e.g. standard color codes for a paint product line, or a user-provided color sample)	CHAR(6)
Name	The display name for this color	VARCHAR(60)
Source_id	A reference to the source from which the color can be located (e.g. Color Center, Interior Collection, user-defined color, etc.)	CHAR(6)
L_value	The decimal value for the luminosity of the color.	DECIMAL(6,3)
A_value	The decimal value for the 'a' coordinate of the color.	DECIMAL(6,3)
B_value	The decimal value for the 'b' coordinate of the color.	DECIMAL(6,3)
C_value	The decimal value for the chroma of the color	DECIMAL(6,3)
H_value	The decimal value for the hue of the color.	DECIMAL(6,3)
Next_lighter_id	Foreign Key to a Paint Color that is the corresponding next lighter version of this Paint Color. In most cases this will be the Paint Color whose C_Value and H_Value are the same but whose L_Value is greater.	CHAR(6)
Next_darker_id	Foreign Key to a Paint Color that is the corresponding next darker version of this Paint Color. In most cases this will be the Paint Color whose C_Value and H_Value are the same but whose L_Value is less.	CHAR(6)
Next_chroma_id	Foreign Key to a corresponding Paint Color that is more muted. In most cases this will be the Paint Color whose L_Value and H_Value are the same but whose C_Value is less.	CHAR(6)
Prev_chroma_id	Foreign Key to a corresponding Paint Color that is less 'muted'. In most cases this will be the Paint Color whose L_Value and H_Value are the same but whose C_Value is greater.	CHAR(6)
Next_hue_id	Foreign Key to a corresponding Paint Color that is next in the color spectrum. In most cases this will be the Paint Color whose L_Value and C_Value are the same but whose H_Value is greater.	CHAR(6)
Prev_hue_id	Foreign Key to a corresponding Paint Color that is preceding in the color spectrum. In most cases this will be the Paint Color whose L Value and C Value are the same but whose H_Value is less.	CHAR(6)
Is_wall_color_only	Boolean value that indicates that this color may only be used as a wall color and not as an accent or trim.	BOOL
Is_offensive	Boolean value that indicates that the color is 'offensive' as an interior and/or exterior wall color.	BOOL

In the color select and coordination system, color refinement is the process of navigating a color palette in a manner that is intuitive to a user. To that end, a fine-tune (refine or modify) color interface (e.g., 1006 or 1018 in FIG. 10) may provide such functionality in a series of buttons that allow the user to indicate what the next color to view. This may be accomplished by specifying relationships between the colors in the color database. These relationships may be specified for each color in the color database using the data structure

color database and said basic colors would be advantageous and expedite processing. For every paint color in the color database, the color coordinator system needs to be able to render a digital equivalent on screen. Fore example, colors displayed on a display screen may be expressed in terms of red, green, and blue (RGB) values. These RGB values may be stored in a database in a separate table (e.g., Table 3 below) and identified by corresponding kiosk and paint color.

The reason RGB values are not stored directly in the paint color table (e.g., Table 1) is due to the fact that although RGB values can be derived from the values (e.g., L_value, A_value, B_value, C_value, and H_value) stored in the paint color table (e.g., Table 1), they often run the risk of not being visually accurate for every monitor. Various factors impact the visual accuracy of a color expressed on a display monitor such as ambient lighting, temperature, etc. The adjustment of the RGB values to compensate for specific monitors is referred to as calibration.

Calibration is the process of generating a color profile which is used by an application (e.g., the color coordination system) to compute appropriate RGB values for a specific environment (e.g. display monitor, printer, etc.). Unless the color profile changes (as a result of re-calibration), RGB values can be pre-computed and stored in the database for each monitor/paint color combination to prevent the need to evaluate RGB values in real-time. According to one embodiment of the invention, such conversion values (e.g., RGB values) are generated for each color in the database and for each display and/or printing device that may be attached to a kiosk.

Table 2 illustrates how calibration or conversion data/values may be arranged and stored in a conversion table for each color in the color database. Such conversion or calibration tables represent a unique color profile for the devices in the kiosk (e.g., printer, display device, etc.). The field Color_id identifies the color in the database to which the conversion data applies. The field Kiosk_id identifies the kiosk device (e.g., display device, printing device, etc.) to which the conversion data applies. According to one embodiment of the invention, three basic colors are used to generate all other colors in the color database. For example, the colors red, green, and blue are used in the data structure illustrated in Table 2. The fields R_value, G_value, and B_value provide the amount of red, green, and blue, respectively, that should be mixed to generate the corresponding color in the color database. In other implementations of the invention, more or fewer basic colors may be used without deviating from the invention.

TABLE 2

Field Name	Description	Type
Color_id	Foreign Key to a corresponding Paint Color.	CHAR(6)
Kiosk_id	Foreign Key to a corresponding Kiosk Element.	CHAR(6)
R_value	The decimal value for the RED component of the corresponding Paint Color.	Decimal (6,3)
G_value	The decimal value for the GREEN component of the corresponding Paint Color.	Decimal (6,3)
B_value	The decimal value for the BLUE component of the corresponding Paint Color.	Decimal (6,3)

Another aspect of the data-driven color model provides a data structure or table (e.g., Table 3) for color palettes. A color palette may be defined as a combination of grouped colors. Palettes may be generated according to and grouped into schemes. For example, color palettes for Monochromatic, Complementary, Warm, and Cool color schemes may be stored. Additionally, custom schemes may be generated and stored by users or others.

In one embodiment of the invention, a palette may be represented as a data structure in which each paint color in the palette is identified with a corresponding surface/location to be painted.

For example, Table 3 illustrates a data structure of a paint color palette according to one embodiment of the data-drive color model invention. The field Palette_id provides a unique identifier for the palette. The field Display_name identifies the palette by a name that may be displayed to the user of the color selection and coordination system. The fields Wall_color_id, Accent_color_id, and Trim_color_id, identifies the colors that may be used along the walls, accent surfaces, and trims, respectively. The field White_color_id identifies the white color that may be used along with the other colors in the palette.

TABLE 3

Field Name	Description	Type
Palette_id	The Primary Key for the Palette.	CHAR(6)
Display_name	The display name for the palette	VARCHAR(60)
Wall_color_id	Foreign Key to a corresponding Paint Color that will be the wall color.	CHAR(6)
Accent_color_id	Foreign Key to a corresponding Paint Color that will be the accent color.	CHAR(6)
Trim_color_id	Foreign Key to a corresponding Paint Color that will be the trim color.	CHAR(6)
White_color_id	Foreign Key to a corresponding Paint Color that will be the white color.	CHAR(6)

According to one implementation of the color coordinator, once the user has selected a starting or core color, the color coordinator accesses the color database and provides a plurality of color combinations. In various embodiments of the invention, a color combination is a coordinating color combination that may be dynamically determined or predetermined. For example, four color schemes may be provided to the user. Each of the four color schemes or palettes may be related to a separate color coordination algorithm. Tables 4-7 illustrate four color palettes that may be provided to the user.

Table 4 illustrates a monochromatic scheme in which colors selected for the Trim and Alternate Trim colors are a tint or shade of the core or starting color. The Accent and Alternate Accent colors are analogous colors (slightly different hue angle but belonging to the same general color area in color space) of equal value (chroma, depth). The White color is a white color of similar hue as the core color.

TABLE 4

Term	Description
Core Color	The color the user has chosen to coordinate around.
Trim	If core is dark, tint of core. If the core is light, then it's a shade of the core.
Accent	Analogous color of equal value (chroma, depth)
White	White of similar hue as core
Alt Trim	Shade or tint of core
Alt accent	Analogous color of equal value on the opposite side of core than the accent

Table 5 illustrates a complementary color scheme in which complementary colors are those colors approximately one hundred eighty (180) degrees from the core or starting color. The Trim color is a complementary color of equal

value to the core color and the Alternate Trim color is a color which is a shade or tint of the complementary color of the core color. The Accent color is a color that is a tint or shade of the core color and the Alternate Ascent color is a color that is a tint or shade of the core color with more contrast. The White color is a white color of similar hue as the core color.

TABLE 5

Term	Description
Core Color	The color the user has chosen to coordinate around.
Trim	Complement of equal value.
Accent	Tint or shade of core color (If light, then dark, if dark, then light)
White	White of similar hue as the core color
Alt Trim	Shade or tint of complement
Alt Accent	Tint or shade of core color with more contrast

Table 6 illustrates a warm triad scheme in which the colors are approximately 120 degree from the core color (on warm side of the hue). The Trim color is a Triad color (on warm side of hue) of equal value and the Alternate Trim is a color which is a shade or tint of the triad (on warm side of hue). The Accent color is a color a tint or shade of core color and the Alternate Ascent color is a tint or shade of the core color with more contrast. The White color is a white color of similar hue as the core color.

TABLE 6

Term	Description
Core Color	The color the user has chosen to coordinate around.
Trim	Triad (on warm side of hue) of equal value
Accent	Tint or shade of core (If light, then dark, if dark, then light)
White	White of similar hue as core color
Alt Trim	Tint or shade of triad (on warm side of hue)
Alt Accent	Tint or shade of core with more contrast

Table 7 illustrates a cool triad scheme in which the colors are approximately one hundred twenty (120) degrees from the core color (on cool side of the hue). The Trim color is a Triad color (on cool side of hue) of equal value and the Alternate Trim is a color which is a shade or tint of the triad (on cool side of hue). The Accent color is a color that is a tint or shade of core color and the Alternate Ascent is a color that is a tint or shade of the core color with more contrast. The White color is a white color of similar hue as the core color.

TABLE 7

Term	Description
Core Color	The color the user has chosen to coordinate around.
Trim	Triad (on cool side of hue) of equal value
Accent	Tint or shade of core color (If light, then dark, if dark, then light)
White	White of similar hue as core color
Alt Trim	Tint or shade of triad (on cool side of hue)
Alt accent	Tint or shade of core with more contrast

Another aspect of the invention provides for generating the necessary color metrics (e.g., in Table 1, L_value, A_value, B_value, C_value chroma, H_value, Next_lighter_id, Next_darker_id, Next_chroma_id, Prev_chroma_id, Next_hue_id, and Prev_hue_id) for a color provided by the user, for instance, via a spectrophotometer. Thus, a user may add colors to the color database and color palette.

While certain exemplary embodiments have been described and shown in the accompanying drawings, it is to be understood that such embodiments are merely illustrative of and not restrictive on the broad invention, and that this invention not be limited to the specific constructions and arrangements shown and described, since various other modifications are possible. Those skilled, in the art will appreciate that various adaptations and modifications of the just described preferred embodiment can be configured without departing from the scope and spirit of the invention. Therefore, it is to be understood that, within the scope of the appended claims, the invention may be practiced other than as specifically described herein.

What is claimed is:

1. A device comprising:

- a display device;
- an input device; and
- a processing unit communicatively coupled to the display device and the input device, the processing unit configured to receive a starting color via the input device, determine one or more complementary colors for the starting color, and provide one or more color combinations via the display device, each color combination including the starting color and one or more of the complementary colors.

2. The device of claim 1 wherein the device is a paint selection kiosk that assists a user in the selection of paint colors based on the starting color.

3. The device of claim 2 wherein the paint selection kiosk includes a paint color coordinator to determine the one or more complementary colors for the starting color.

4. The device of claim 1 wherein the determination of the one or more complementary colors is based on a predetermined relationship between one or more colors.

5. The device of claim 4 wherein the predetermined relationship between one or more colors is based on color theory and expert input.

6. The device of claim 1 further comprising:

- a printing device communicatively coupled to the processing unit, the printing device to print a desired color combination.

7. The device of claim 1 wherein the input device is a touch-screen system on the display device.

8. The device of claim 1 wherein the input device is a spectrophotometer.

9. The device of claim 1 further comprising:

- one or more speakers communicatively coupled to the processing unit, the one or more speakers to provide audible information to a user.

10. The device of claim 1 wherein the device is a personal computer operating over the Internet to assists a user in the selection of paint colors based on the starting color.

11. The device of claim 1 wherein the processing unit is further configured to fine-tune the starting color to achieve a desired second color, wherein the one or more complementary colors are complementary colors of the second color.

12. The device of claim 1 wherein the processing unit is further configured to fine-tune one or more colors of a selected desired color combination, wherein fine-tuning a color includes changing its tint or shade.

13. The device of claim 1 wherein the processing unit may be remotely reconfigured to update its operation.

14. The device of claim 1 wherein the processing unit is further configured to monitor operation of the device and report if any trouble is detected or attention is needed.

31

15. A color selection method comprising:
 selecting a starting color;
 determining one or more complementary colors for the
 starting color based on color theory and expert input;
 and
 providing one or more color combinations, each color
 combination including the starting color and one or
 more of the complementary colors.

16. The color selection method of claim 15 wherein
 determination of the one or more complementary colors is
 made from a predetermined relationship between the starting
 color and the one or more complementary colors.

17. The color selection method of claim 15 wherein expert
 input includes modifying one or more relationships between
 different colors, first established by color theory, based
 human expertise.

18. The color selection method of claim 15 further com-
 prising:
 selecting one of the one or more color combinations as a
 desired color combination.

19. The color selection method of claim 18 further com-
 prising:
 fine-tuning one or more colors of the selected desired
 color combination, wherein fine-tuning a color includes
 changing its tint or shade.

20. The color selection method of claim 15 further com-
 prising:
 fine-tuning the starting color to achieve a desired second
 color, wherein the one or more complementary colors
 are complementary colors of the second color.

21. The color selection method of claim 15 further com-
 prising:
 fine-tuning one or more colors of the selected desired
 color combination, wherein fine-tuning a color includes
 selecting a sheen.

22. An expert paint coordinator system comprising:
 an input subsystem to receive a desired color;
 a processing subsystem communicatively coupled to the
 input subsystem, the processing subsystem configured to
 associate one or more identifying characteristics to the
 desired color,
 determine one or more complementary colors corre-
 sponding to the desired color based on the one or
 more identifying characteristics; and
 an output subsystem communicatively coupled to the
 processing subsystem, the output subsystem to display
 one or more colors combinations from the one or more
 complementary colors corresponding to the desired
 color.

23. The expert paint coordinator system of claim 22
 wherein the processing subsystem is further configured to
 permit fine-tuning of the desired color by changing its tint or
 shade.

24. The expert paint coordinator system of claim 22
 wherein the determination of the one or more complemen-
 tary colors corresponding to the desired color is done from
 a predetermined association of colors based on color theory
 and expert input.

25. The expert paint coordinator system of claim 22
 wherein one or more complementary colors corresponding
 to the desired color are selected from a predetermined
 plurality of colors.

26. The expert paint coordinator system of claim 22
 wherein the system may interpolate between two or more
 predetermined colors to determine the one or more comple-
 mentary colors for the desired color.

32

27. The expert paint coordinator system of claim 22
 further comprising:
 a data storage subsystem communicatively coupled to the
 processing subsystem, the processing subsystem con-
 figured to store a user's personal profile and in the
 storage subsystem.

28. A machine-readable medium comprising at least one
 instruction to receive a starting color and provide one or
 more complementary colors, which when executed by a
 processor, causes the processor to perform operations com-
 prising:
 receiving the starting color;
 determining the characteristics of the starting color;
 selecting one or more complementary colors based on the
 characteristics of the starting color; and
 displaying one or more color combinations, each color
 combination including the starting color and one or
 more of the complementary colors.

29. The machine-readable medium of claim 28, wherein
 the processor further performs operations comprising:
 fine-tuning of the starting color by modifying its tint or
 shade.

30. The machine-readable medium of claim 28 wherein
 selecting one or more complementary colors based on the
 characteristics of the starting color includes
 finding complementary colors for the starting color based
 on color theory.

31. An apparatus comprising:
 a display device;
 an input device; and
 a processing unit communicatively coupled to the display
 device and the input device, the processing unit con-
 figured to
 receive a starting color via the input device,
 determine one or more different colors which coordi-
 nate with the starting color, and
 provide one or more color combinations via the display
 device, each color combination including the starting
 color and one or more of the complementary colors.

32. The device of claim 31 wherein the device is a paint
 selection kiosk that assists a user in the selection of paint
 colors based on the starting color.

33. The device of claim 31 wherein the determination of
 the one or more different colors is based on a predetermined
 relationship between one or more colors.

34. The device of claim 33 wherein the predetermined
 relationship between one or more colors is based on color
 theory and expert input.

35. The device of claim 31 wherein the processing unit is
 further configured to
 fine-tune the starting color to achieve a desired second
 color, and wherein the one or more different colors are
 colors which are coordinated with the second color.

36. The device of claim 31 wherein the processing unit is
 further configured to fine-tune one or more colors of a
 selected desired color combination, wherein fine-tuning a
 color includes changing its tint or shade.

37. A color selection method comprising:
 selecting a starting color;
 determining one or more different colors which coordi-
 nate with the starting color based on color theory and
 expert input; and
 providing one or more color combinations, each color
 combination including the starting color and one or
 more of the different colors.

38. The color selection method of claim 37 wherein
 determination of the one or more different colors is made

from a predetermined relationship between the starting color and the one or more different colors.

39. The color selection method of claim 37 wherein expert input includes modifying one or more relationships between different colors, first established by color theory, based on human judgment.

40. The color selection method of claim 37 further comprising:

fine-tuning one or more colors of the selected desired color combination, wherein fine-tuning a color includes changing its tint or shade.

41. The color selection method of claim 37 further comprising:

fine-tuning the starting color to achieve a desired second color, wherein the one or more different colors are different colors which coordinate with the second color.

42. The color selection method of claim 37 further comprising:

fine-tuning one or more colors of the selected desired color combination, wherein fine-tuning a color includes selecting a sheen.

43. A paint coordinator system comprising:

an input subsystem to receive a desired color;

a processing subsystem communicatively coupled to the input subsystem, the processing subsystem configured to

associate one or more identifying characteristics to the desired color,

determine one or more different colors which coordinate with the desired color based on the one or more identifying characteristics; and

an output subsystem communicatively coupled to the processing subsystem, the output subsystem being arranged to display one or more colors combinations including the one or more different colors.

44. The paint coordinator system of claim 43 wherein the processing subsystem is further configured to permit fine-tuning of the desired color by changing its tint or shade.

45. The paint coordinator system of claim 43 wherein the determination of the one or more different colors is effected using a predetermined association of colors based on color theory and expert input.

46. The paint coordinator system of claim 43 wherein the system may interpolate between two or more predetermined colors to determine the one or more different colors.

47. The paint coordinator system of claim 43 further comprising:

a data storage subsystem communicatively coupled to the processing subsystem, the processing subsystem configured to store a user's personal profile in the storage subsystem.

48. A machine-readable medium comprising at least one instruction to receive a starting color and provide one or more complementary colors, which when executed by a processor, causes the processor to perform operations comprising:

- receiving the starting color;
- determining the characteristics of the starting color;
- selecting one or more different colors based on the characteristics of the starting color; and
- displaying one or more color combinations, each color combination including the starting color and one or more of the different colors.

49. The machine-readable medium of claim 48, wherein the processor further performs operations comprising:

fine-tuning of the starting color by modifying its tint or shade.

50. The machine-readable medium of claim 48 wherein selecting one or more different colors based on the characteristics of the starting color includes

finding colors which coordinate with the starting color based on color theory.

* * * * *