United States Patent [19]

Forsyth

[11] **Patent Number: Des. 287,902**

[45] **Date of Patent: ** Jan. 27, 1987**

[54] **INSOLE**

[75] Inventor: **James A. Forsyth**, Stow, Ohio

[73] Assignee: **Sorbothane, Inc.**, Kent, Ohio

[**] Term: **14 Years**

[21] Appl. No.: **693,622**

[22] Filed: **Jan. 22, 1985**

[52] **U.S. Cl.** **D2/318**; D2/320

[58] **Field of Search** ..... D2/318, 319, 320, 309-310, D2/274; 36/32 R, 39 R, 59 A, 59 C, 113-115, 43-44, 128-129

[56] **References Cited**

U.S. PATENT DOCUMENTS

D. 117,383	10/1939	Perault	D2/318
D. 188,932	10/1960	Cleghorne	D2/318
D. 266,371	10/1982	Stubblefield	D2/320
1,086,925	2/1914	Löffler	36/44 X
2,928,193	3/1960	Kristan	36/44 X
3,086,532	4/1963	Mistarz	36/32 R X
4,541,184	9/1985	Leighton	36/44

FOREIGN PATENT DOCUMENTS

2134770	8/1984	United Kingdom	36/129

Primary Examiner—Nelson C. Holtje

Attorney, Agent, or Firm—Renner, Otto, Boisselle & Lyon

[57] **CLAIM**

The ornamental design for an insole, substantially as shown and described.

DESCRIPTION

FIG. **1** is a bottom plan view of an insole showing my new design;

FIG. **2** is a right side elevational view thereof;

FIG. **3** is a top plan view thereof;

FIG. **4** is a left side elevational view thereof;

FIG. **5** is a front elevational view thereof;

FIG. **6** is a rear elevational view thereof;

FIG. **7** is a cross-sectional view thereof as taken from line **7—7** of FIG. **1.**

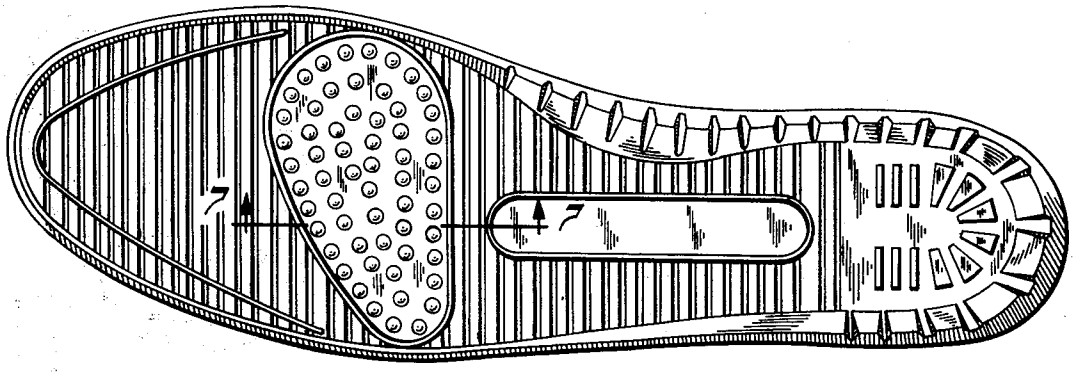

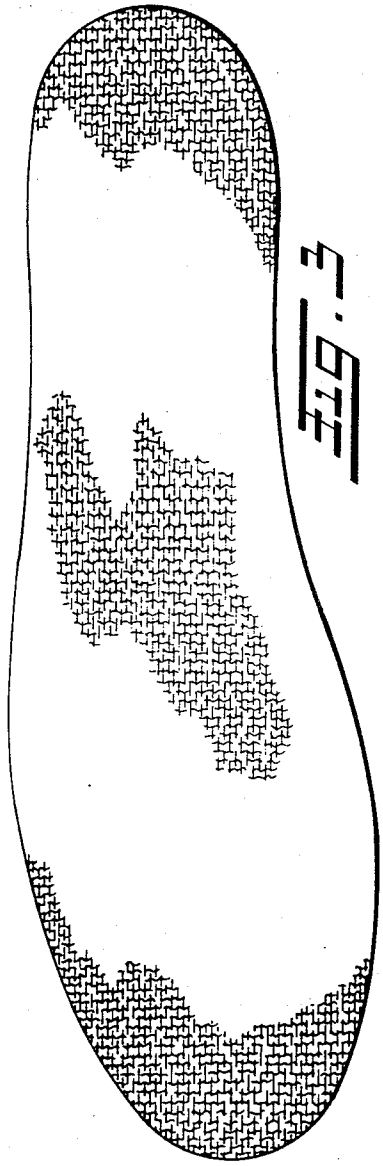

FIG. 3

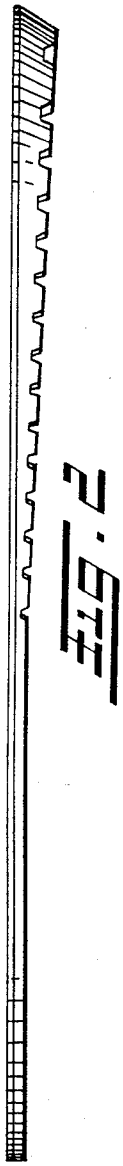

FIG. 2

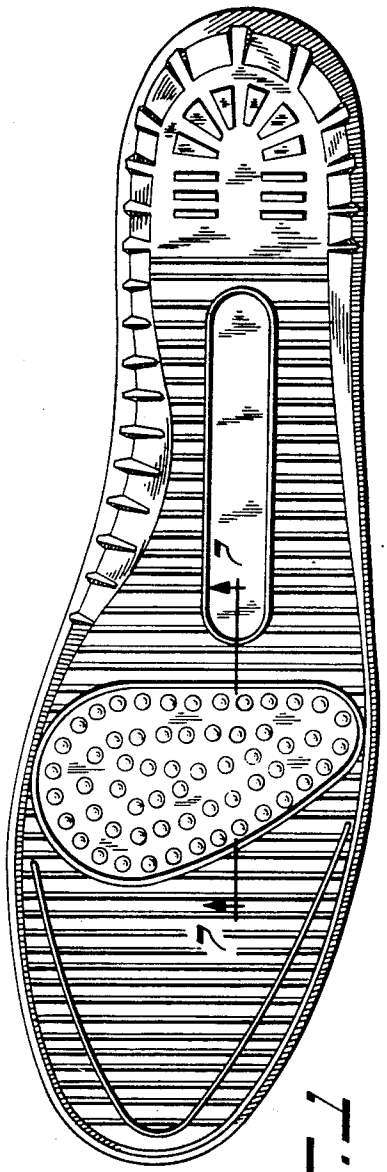

FIG. 1

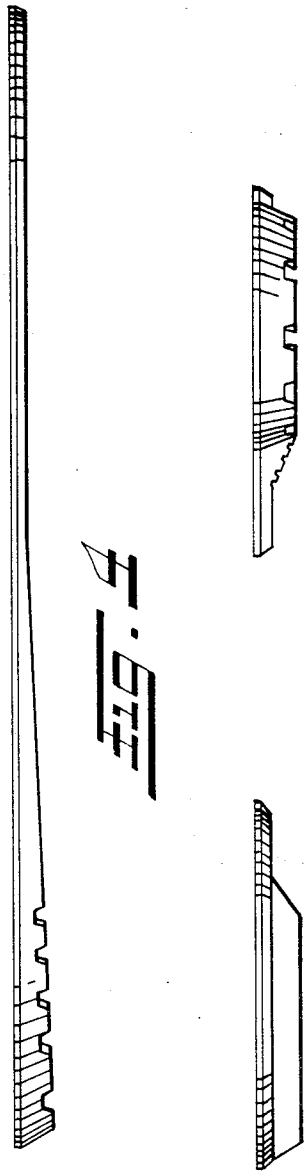

FIG. 4

FIG. 6



FIG. 7

FIG. 5