



US00D495866S1

(12) **United States Design Patent** (10) **Patent No.:** **US D495,866 S**  
**Holmes** (45) **Date of Patent:** **\*\* Sep. 14, 2004**

- (54) **PORTION OF A SHOE UPPER**
- (75) Inventor: **Matthew Jason Holmes**, Portland, OR (US)
- (73) Assignee: **Nike, Inc.**, Beaverton, OR (US)
- (\*\*) Term: **14 Years**

- D474,010 S 5/2003 Gerber
- D475,523 S 6/2003 McDowell
- D477,131 S 7/2003 Holmes
- D478,415 S 8/2003 Masullo

- (21) Appl. No.: **29/195,880**
- (22) Filed: **Dec. 19, 2003**

- (51) **LOC (7) Cl.** ..... **02-99**
- (52) **U.S. Cl.** ..... **D2/972**
- (58) **Field of Search** ..... D2/902, 907, 908, D2/943, 944, 969, 972-974; 36/45, 50.1, 77 M, 77 R, 83, 88, 113, 114, 126-130

**OTHER PUBLICATIONS**

- Nike Footwear Catalog Spring 1985, p. 30, published Jun. 1994.
- Nike Footwear Catalog Spring 1991, p. 72, published Jun. 1990.
- Nike Footwear Catalog Fall 1995, p. 10, published Nov. 1994.
- Nike Footwear Catalog Spring 1998, p. 29, published Jun. 1997.
- Nike Footwear Catalog Fall 1998, p. 12, published Dec. 1997.

\* cited by examiner

- (56) **References Cited**  
**U.S. PATENT DOCUMENTS**

D253,017 S	10/1979	Marchesi	
D278,757 S	5/1985	Werman	
D347,317 S	5/1994	Avar	
D377,263 S	1/1997	Lucas	
D377,712 S	* 2/1997	Avar et al.	D2/972
D398,756 S	* 9/1998	Tong	D2/972
D406,448 S	3/1999	Rask	
D407,199 S	3/1999	Hardy	
D412,054 S	7/1999	Gray et al.	
D432,778 S	10/2000	McCourt	
D434,547 S	12/2000	Kim	
D439,034 S	3/2001	Lozano	
D447,859 S	9/2001	Matis et al.	
D447,860 S	9/2001	Matis et al.	
D449,731 S	10/2001	Roulo	
D452,069 S	12/2001	Allen	
D457,297 S	5/2002	Adams et al.	
D467,720 S	12/2002	Patt	
D468,089 S	1/2003	Smith	

*Primary Examiner*—Dominic Simone  
(74) *Attorney, Agent, or Firm*—Banner & Witcoff, Ltd.

(57) **CLAIM**

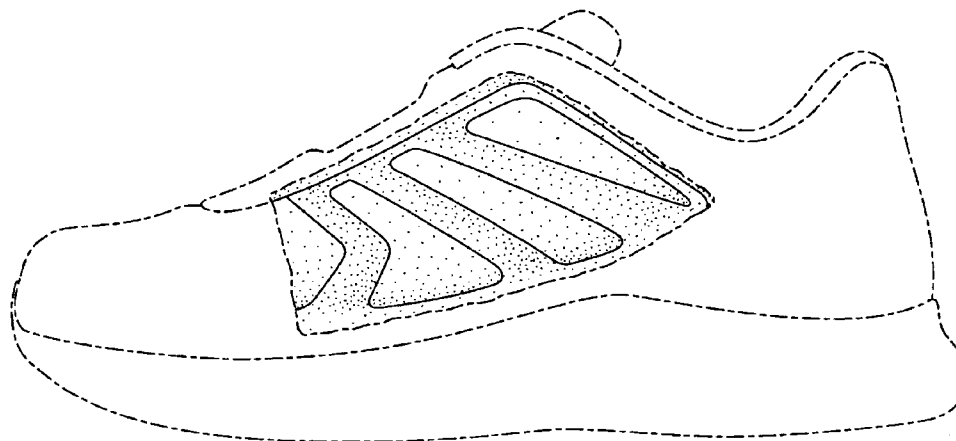
The ornamental design for a portion of a shoe upper, as shown and described.

**DESCRIPTION**

FIG. 1 is a front perspective view of a portion of a shoe upper showing my new design; FIG. 2 is a side view thereof; and, FIG. 3 is a rear perspective view thereof.

The uneven broken line immediately adjacent to the shaded area represents an unclaimed boundary of the design. The uneven broken line showing of the remainder of the shoe is for illustrative purposes only and forms no part of the claimed design.

**1 Claim, 3 Drawing Sheets**



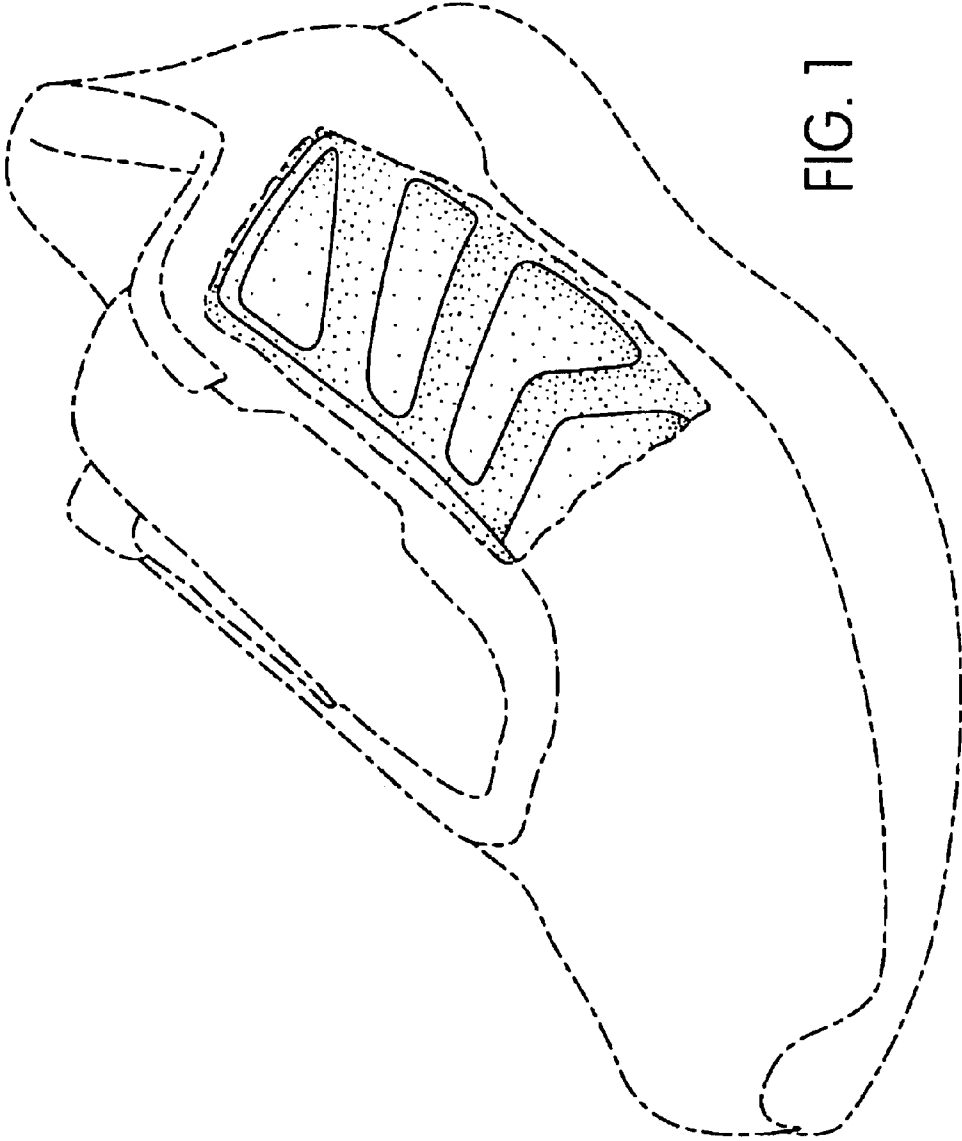


FIG. 1

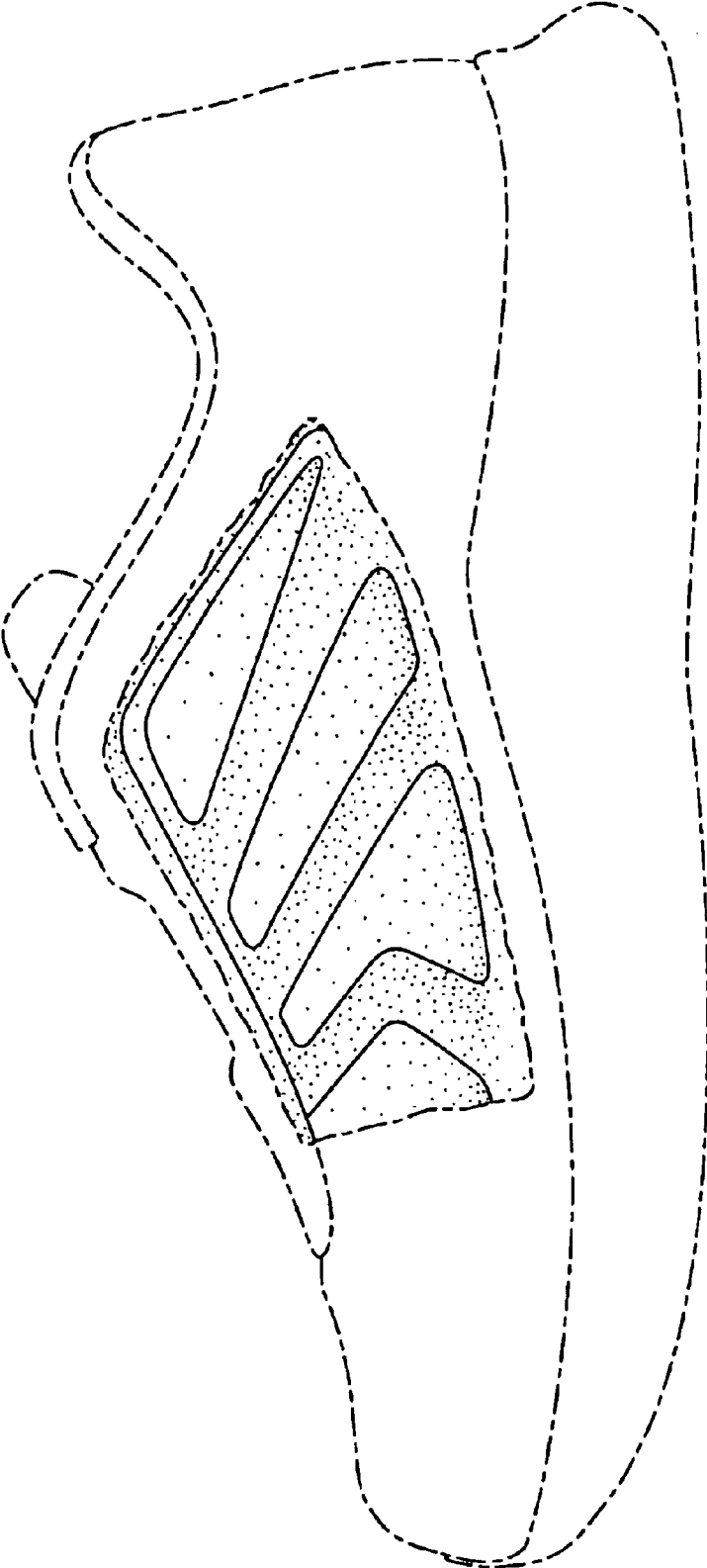


FIG. 2

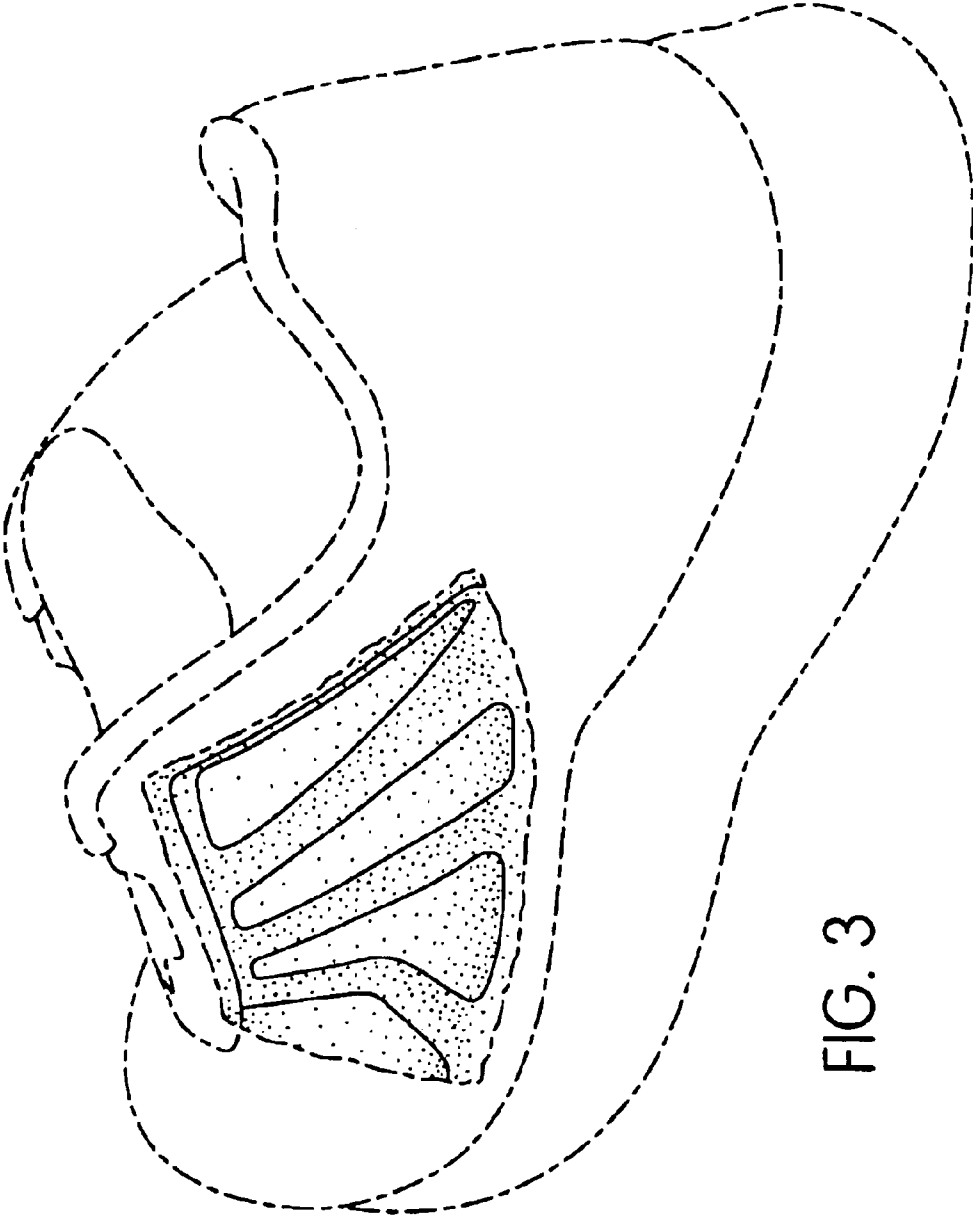


FIG. 3