



US00D724362S

(12) **United States Design Patent**  
**Murchison et al.**

(10) **Patent No.:** **US D724,362 S**

(45) **Date of Patent:** **\*\* Mar. 17, 2015**

(54) **ARTICLE DISPLAY**

(71) Applicant: **The Procter & Gamble Company,**  
Cincinnati, OH (US)

(72) Inventors: **Tracy Renae Murchison,** Springboro,  
OH (US); **Aleksandra Agnieszka**  
**Idzikowska,** Cincinnati, OH (US); **Peter**  
**Karl Patzak,** Darmstadt (DE); **Marek**  
**Mikovec,** Czech Republic (CZ)

(73) Assignee: **The Procter & Gamble Company,**  
Cincinnati, OH (US)

(\*\*) Term: **14 Years**

(21) Appl. No.: **29/503,115**

(22) Filed: **Sep. 23, 2014**

(51) **LOC (10) Cl.** ..... **06-06**

(52) **U.S. Cl.**  
USPC ..... **D6/682.1**

(58) **Field of Classification Search**

USPC ..... D6/300-314, 466, 469, 495, 512,  
D6/672-673, 678, 682-682.1; D10/15, 40;  
D14/375; 40/700, 735, 765, 780, 760,  
40/152, 152.1, 154-157; D11/131, 164  
See application file for complete search history.

(56) **References Cited**

**U.S. PATENT DOCUMENTS**

D288,154 S *	2/1987	Hobgood .....	D6/466
D290,447 S *	6/1987	Evans .....	D11/131
D306,528 S *	3/1990	Worley .....	D6/309
D317,531 S *	6/1991	Evans .....	D6/309
D334,667 S *	4/1993	Lonczak et al. ....	D6/308
D370,581 S *	6/1996	Loznikov .....	D6/495
D392,110 S *	3/1998	Tsui .....	D6/309
D396,783 S *	8/1998	Lee .....	D7/701

D454,702 S *	3/2002	Doeing .....	D6/310
D465,660 S *	11/2002	Doeing .....	D6/310
D488,626 S *	4/2004	Kruger .....	D6/309
D512,841 S *	12/2005	Dirks .....	D6/300
D530,525 S *	10/2006	Greene, II .....	D6/309
D533,358 S *	12/2006	Bhavnani .....	D6/301
D544,727 S *	6/2007	Valdez et al. ....	D6/466
D546,075 S *	7/2007	Kreiss .....	D6/309
D584,898 S *	1/2009	Chang .....	D6/309
D588,823 S *	3/2009	Butcher .....	D6/309
D592,409 S *	5/2009	Wu .....	D6/309
D612,564 S *	3/2010	Comley .....	D34/35
D632,093 S *	2/2011	Butcher .....	D6/309
D637,414 S *	5/2011	Butcher .....	D6/309
D656,997 S *	4/2012	Levin et al. ....	D21/404
D690,140 S *	9/2013	Baylar .....	D6/675

\* cited by examiner

*Primary Examiner* — Kelley Donnelly

(74) *Attorney, Agent, or Firm* — Linda M. Sivik

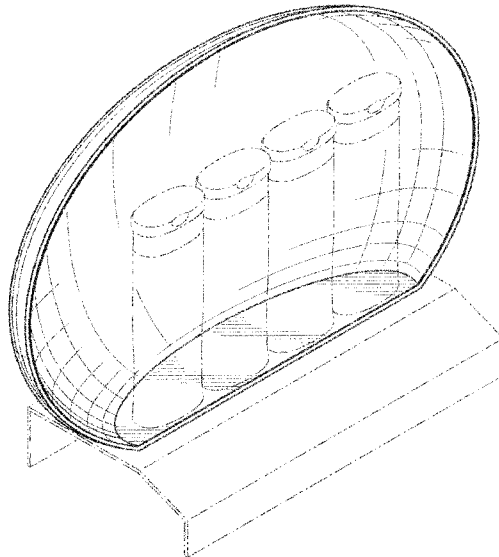
(57) **CLAIM**

The ornamental design for an article display, as shown and described.

**DESCRIPTION**

FIG. 1 is a perspective view of an article display, embodying an embodiment of our new design;  
FIG. 2 is a front elevational view of the article display of FIG. 1;  
FIG. 3 is a side elevational view of the article display of FIG. 1;  
FIG. 4 is a back elevational view of the article display of FIG. 1;  
FIG. 5 is a top view of the article display of FIG. 1; and  
FIG. 6 is a bottom plan view of the article display of FIG. 1.  
The broken lines shown in the drawings are for illustrative purposes only and form no part of the claimed design.

**1 Claim, 3 Drawing Sheets**



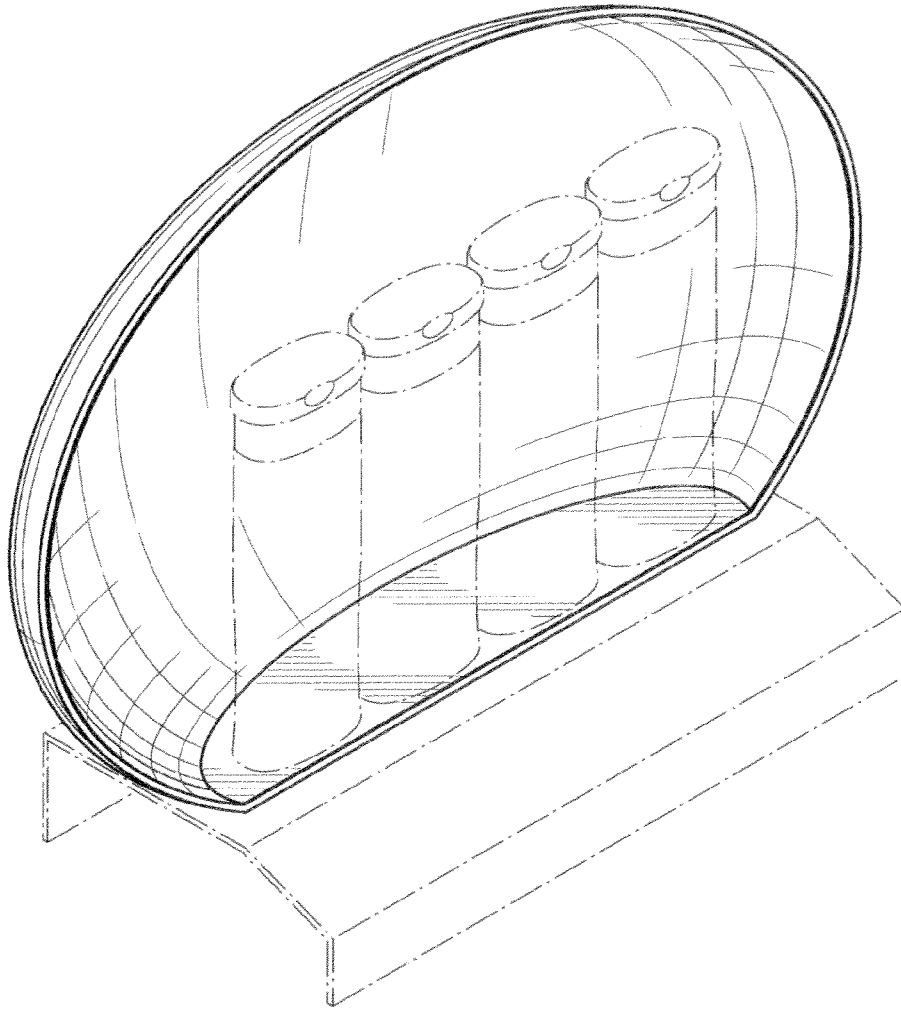


Fig. 1

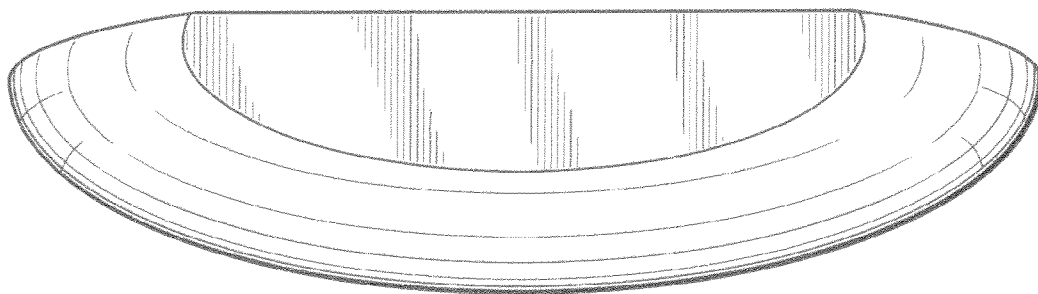


Fig. 6

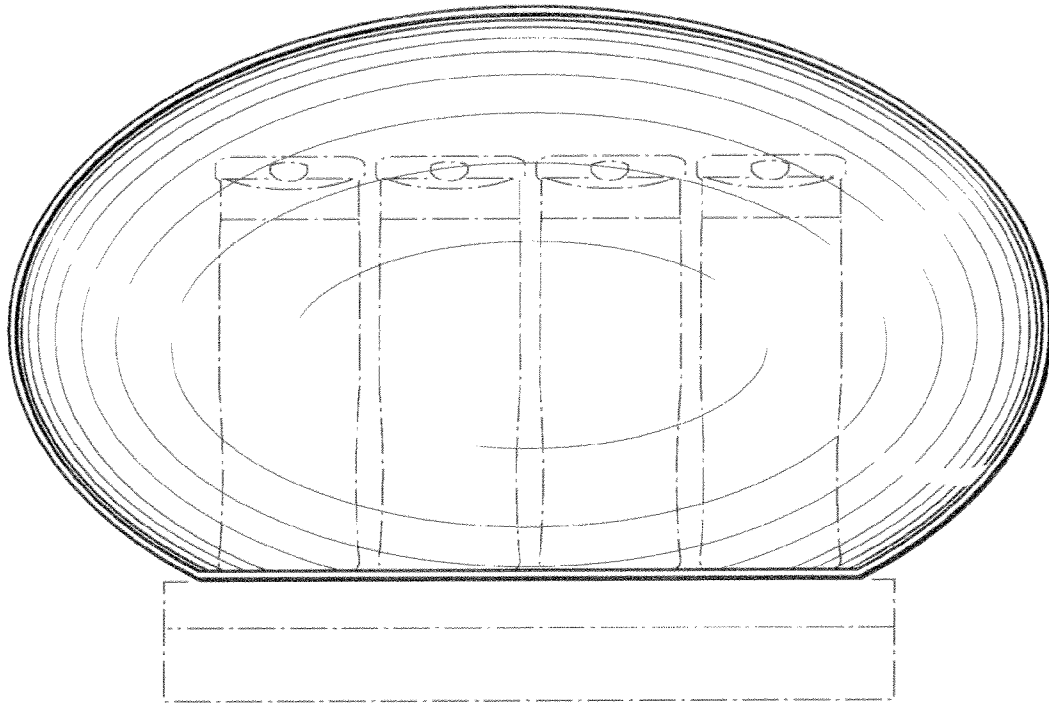


Fig. 2

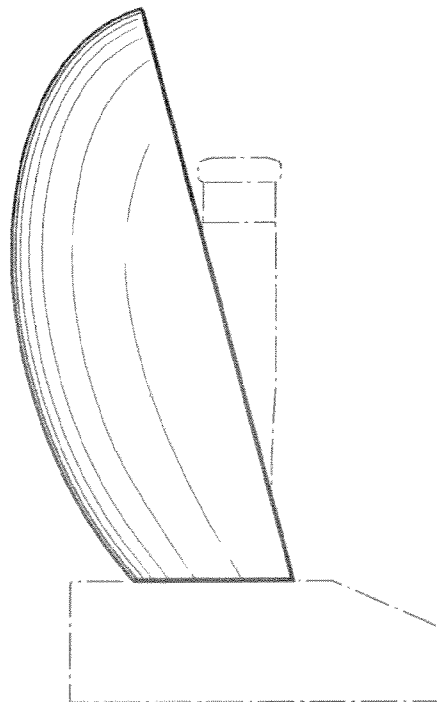


Fig. 3

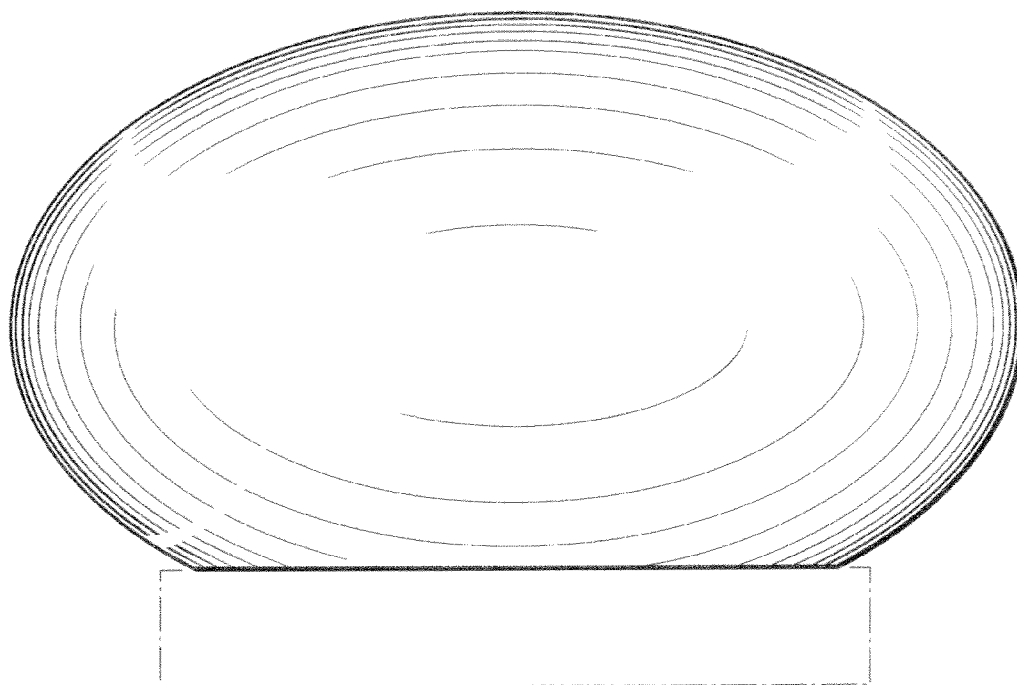


Fig. 4

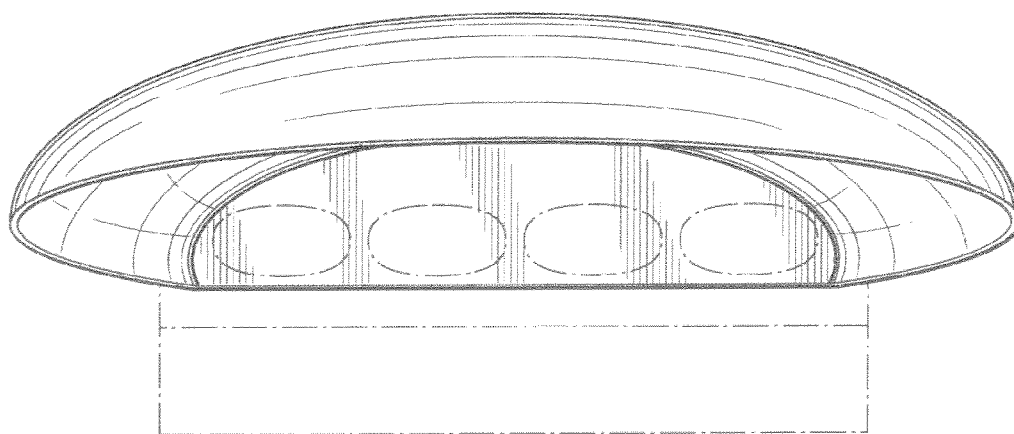


Fig. 5