



US00D395396S

United States Patent [19]

Kuzma et al.

[11] Patent Number: Des. 395,396

[45] Date of Patent: **Jun. 23, 1998

[54] COMBINED BOTTLE AND CAP

[75] Inventors: **Gene J. Kuzma; Douglas W. Weaver,**
both of Columbus, Ohio

[73] Assignee: **GK Packaging, Inc.,** Columbus, Ohio

[**] Term: **14 Years**

[21] Appl. No.: **71,094**

[22] Filed: **May 20, 1997**

[51] LOC (6) Cl. **09-01**

[52] U.S. Cl. **D9/542; D9/563**

[58] Field of Search D9/542, 543, 539,
D9/540, 563, 566, 550, 571-575, 544-546;
215/382, 383, 384, 400

[56] **References Cited**

U.S. PATENT DOCUMENTS

D. 25,048	1/1896	Sherwood	D9/544
D. 282,050	1/1986	Beaver et al.	D9/550 X
D. 282,443	2/1986	Beaver et al.	D9/563
D. 292,773	11/1987	Carlson	D9/558 X
D. 306,695	3/1990	Smith	D9/546 X
D. 349,858	8/1994	Lonczak et al.	D9/558
D. 364,093	11/1995	Weaver, Jr.	D9/563
D. 366,620	1/1996	Kuzma et al.	D9/542

Primary Examiner—Lucy Lieberman

Attorney, Agent, or Firm—John L. Gray; Kegler, Brown,
Hill & Ritter

[57]

CLAIM

The ornamental design for a combined bottle and cap, as shown and described.

DESCRIPTION

FIG. 1 is a front elevation of a combined bottle and cap showing my new design, the rear elevation is the same; FIG. 2 is a right side elevation thereof, the left side elevation is the same;

FIG. 3 is a top plan view thereof;

FIG. 4 is a bottom plan view thereof;

FIG. 5 is a front elevation of a second embodiment of the combined bottle and cap, the rear elevation is the same;

FIG. 6 is a right side elevation of FIG. 5, the left side elevation is the same;

FIG. 7 is a top plan view thereof;

FIG. 8 is a bottom plan view thereof;

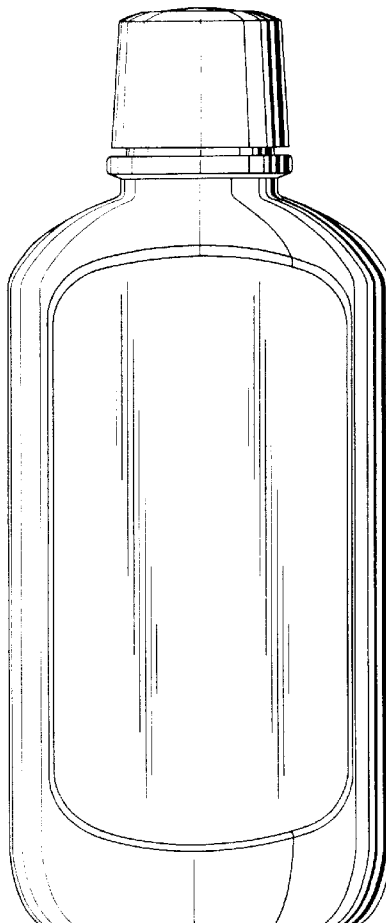
FIG. 9 is a front elevation of a third embodiment of the combined bottle and cap, the rear elevation is the same;

FIG. 10 is a right side elevation of FIG. 9, the left side elevation is the same;

FIG. 11 is a top plan view thereof; and,

FIG. 12 is a bottom plan view thereof.

1 Claim, 3 Drawing Sheets



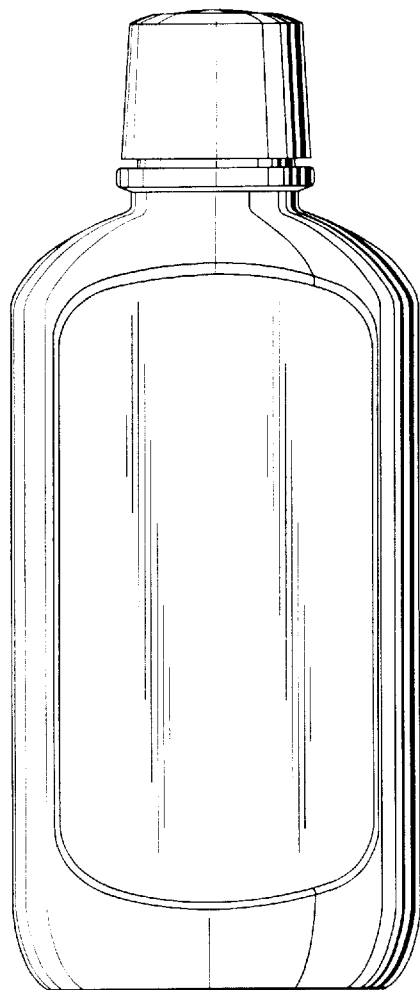


FIG. 1

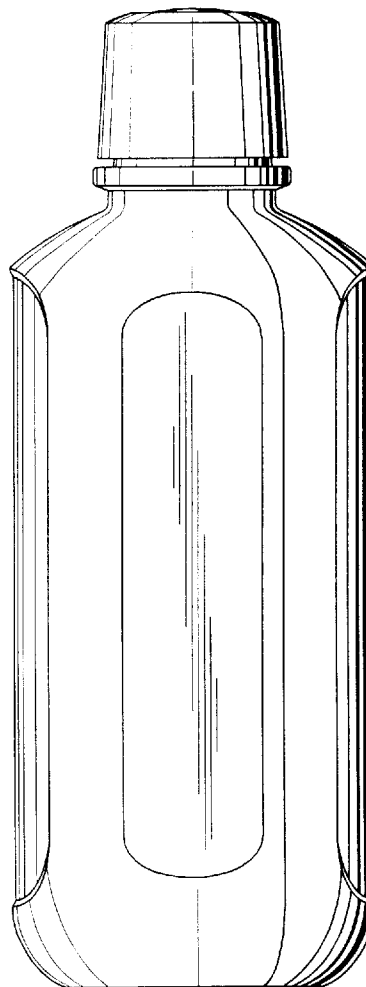


FIG. 2

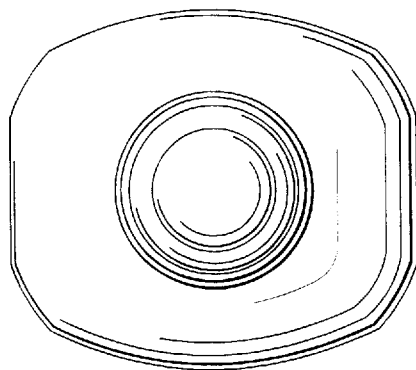


FIG. 3

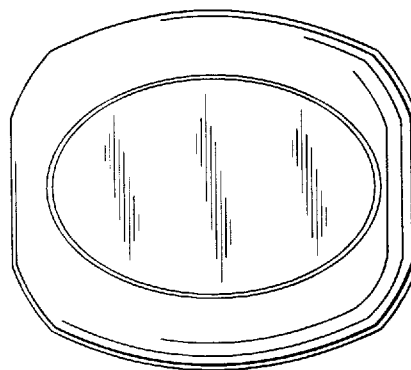


FIG. 4

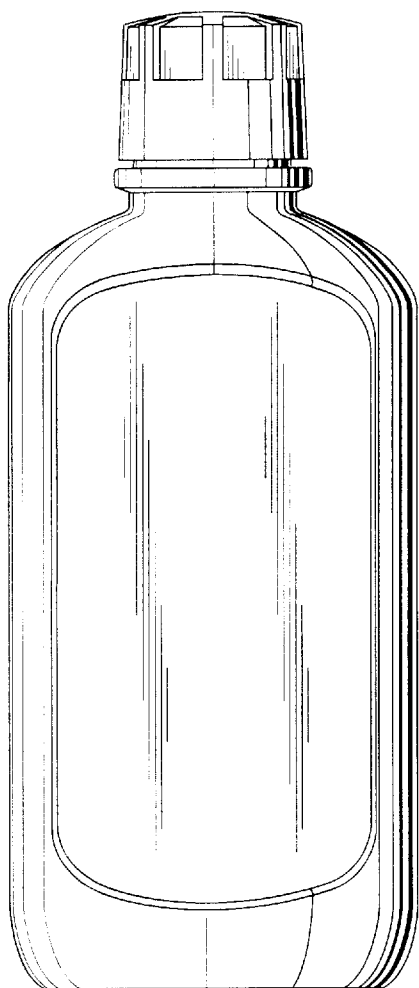


FIG. 5

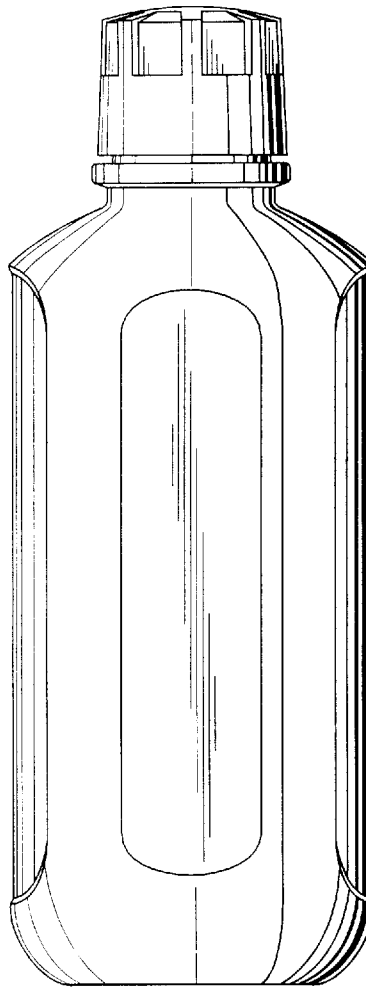


FIG. 6

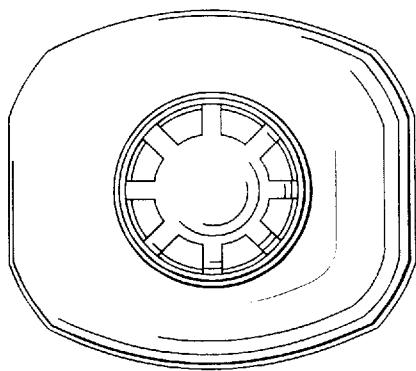


FIG. 7

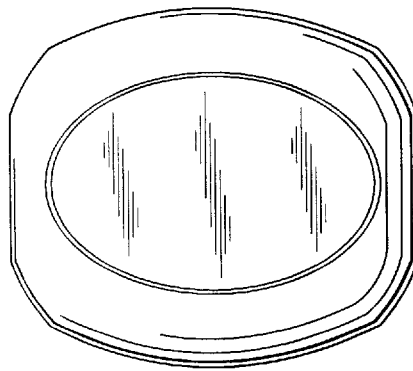


FIG. 8




FIG. 9

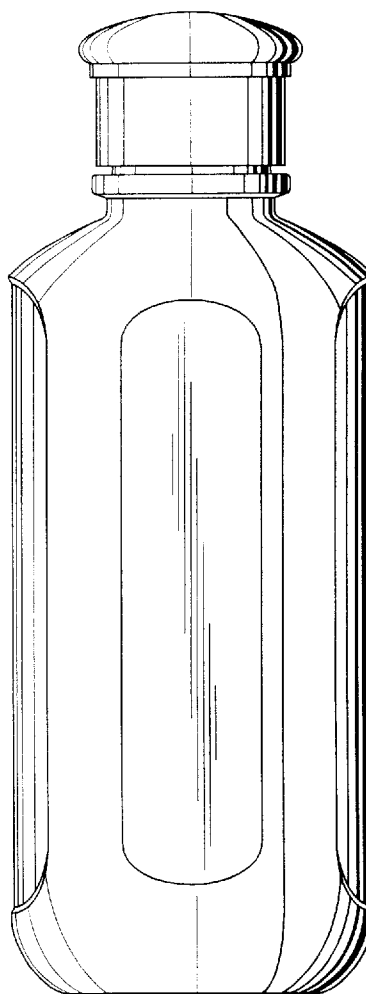


FIG. 10

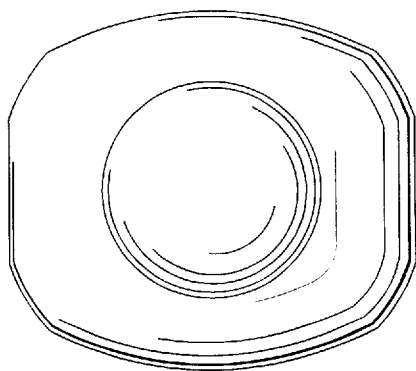


FIG. 11

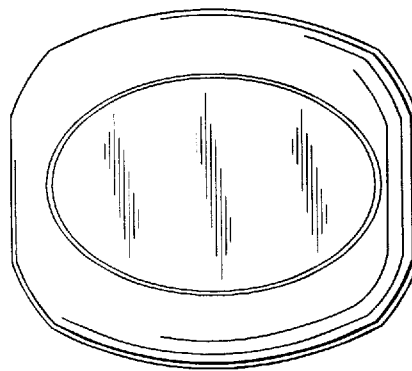


FIG. 12