



US00D511472S

(12) **United States Design Patent**
Theriault

(10) **Patent No.:** **US D511,472 S**

(45) **Date of Patent:** **** Nov. 15, 2005**

(54) **COMBINATION DOOR-BELL AND VIEWER**

D438,809 S * 3/2001 Kim et al. D10/104
D440,548 S * 4/2001 Kersh et al. D14/159
6,568,131 B1 * 5/2003 Milano, Jr. 49/82.1

(76) **Inventor:** **Roger P. Theriault**, 720 Bruce Avenue,
Apt. 9, Sudbury, Ontario (CA), P3C
5C4

* cited by examiner

(**) **Term:** **14 Years**

Primary Examiner—Cathron C. Brooks

Assistant Examiner—Austin Murphy

(21) **Appl. No.:** **29/197,582**

(57) **CLAIM**

(22) **Filed:** **Jan. 20, 2004**

I claim the ornamental design for the combination door-bell and viewer, as shown and described.

(51) **LOC (8) Cl.** **10-05**

(52) **U.S. Cl.** **D10/118**

(58) **Field of Search** D8/401, 350, DIG. 2;
D16/130; D13/171; D11/158, 134; D10/121,
118, 116, 104; D25/130; D21/494; D14/155;
340/394, 392, 815.21, 405, 404; 116/92

DESCRIPTION

(56) **References Cited**

U.S. PATENT DOCUMENTS

602,967 A	*	4/1898	Wells	160/134
D265,930 S	*	8/1982	Simpson	D25/48
D265,931 S	*	8/1982	Simpson	D25/48
D313,855 S	*	1/1991	Hall	D25/103
5,219,407 A	*	6/1993	Herring	160/330
5,341,864 A	*	8/1994	Rupel et al.	160/84.03
5,584,329 A	*	12/1996	Thomas	160/134
D389,925 S	*	1/1998	Lint et al.	D25/103
D415,444 S	*	10/1999	Mooney et al.	D10/118
D427,098 S	*	6/2000	Biary	D10/104
D427,099 S	*	6/2000	Hunter	D10/104

FIG. 1 is a perspective view of the combination door-bell and viewer of the present design.

FIG. 2 is a front elevation view of the combination door-bell and viewer of the present design.

FIG. 3 is a right side elevation view of the combination door-bell and viewer of the present design.


FIG. 4 is a top plan view of the combination door-bell and viewer of the present design.

FIG. 5 is a bottom plan view of the combination door-bell and viewer of the present design.

FIG. 6 is a left elevation view of the combination door-bell and viewer of the present design; and,

FIG. 7 is a rear elevation view of the combination door-bell and viewer of the present design.

1 Claim, 3 Drawing Sheets






Fig. 1

Fig. 2




Fig. 3

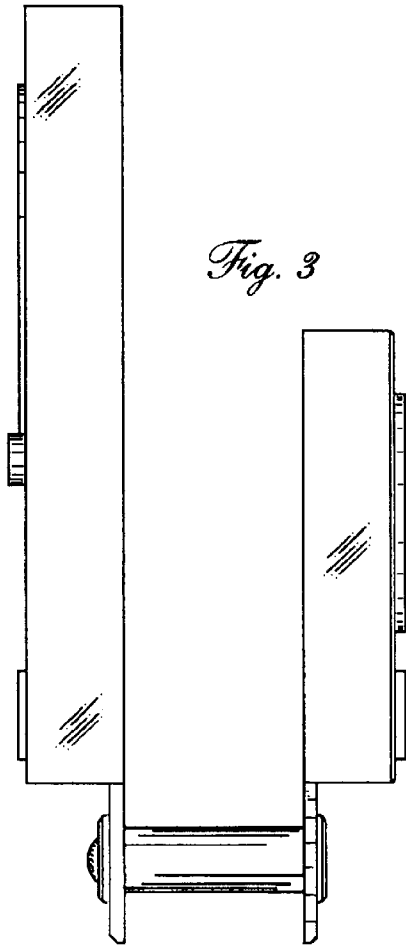


Fig. 4

