



US00D810779S

(12) **United States Design Patent**
Akagawa et al.

(10) **Patent No.:** **US D810,779 S**
(45) **Date of Patent:** **** Feb. 20, 2018**

(54) **PORTION OF DISPLAY PANEL OR SCREEN WITH ICON**

(71) Applicant: **Sony Corporation**, Tokyo (JP)

(72) Inventors: **Satoshi Akagawa**, Tokyo (JP);
Shoichiro Moriya, Stockholm (SE);
Clim Eugeniu, Stockholm (SE)

(73) Assignee: **SONY CORPORATION**, Tokyo (JP)

(**) Term: **15 Years**

(21) Appl. No.: **29/549,964**

(22) Filed: **Dec. 29, 2015**

(51) **LOC (11) CL.** **14-04**

(52) **U.S. CL.**
USPC **D14/490**

(58) **Field of Classification Search**
USPC D14/485-495; D20/11; D21/324, 325
CPC G06F 3/04817; G06F 3/0482; G06F
3/04842; G06F 3/0362; G06F 3/0481;
G06F 3/0483; H04H 20/06; H04N
5/4453; H04N 5/44543; A63F 13/10
See application file for complete search history.

(56) **References Cited**

U.S. PATENT DOCUMENTS

5,629,733	A *	5/1997	Youman	H04N 5/44543 345/169
5,734,853	A *	3/1998	Hendricks	H04H 20/06 348/E5.002
D422,989	S *	4/2000	Herceg	D14/493
6,236,398	B1 *	5/2001	Kojima	G06F 3/0362 345/419
6,469,711	B2 *	10/2002	Foreman	G06F 3/0483 375/E7.026
D523,442	S *	6/2006	Hiramatsu	D14/488
7,152,210	B1 *	12/2006	Van Den Hoven	...	G06F 3/0482 707/E17.111
D546,836	S *	7/2007	Armstrong	D14/495
D590,837	S *	4/2009	Dawson	D14/492
7,801,419	B2 *	9/2010	Sakai	G06F 3/04817 386/241

D626,141	S *	10/2010	Schilling	D14/488
D633,513	S *	3/2011	Urdan	D14/486
D633,920	S *	3/2011	Luke	D14/486
D644,650	S *	9/2011	Urdan	D14/486
8,201,104	B2 *	6/2012	Yamamoto	A63F 13/10 348/E5.105
D677,693	S *	3/2013	Koehn	D14/491
D702,725	S *	4/2014	Abratowski	D14/489
D709,090	S *	7/2014	Eilam	D14/489
D711,424	S *	8/2014	Hollobaugh	D14/490
D712,416	S *	9/2014	Yang	D14/485
D725,134	S *	3/2015	Boettcher	D14/486
D726,740	S *	4/2015	Jang	D14/485
D736,254	S *	8/2015	Okumura	D14/492
D737,323	S *	8/2015	Lee	D14/493
D745,555	S *	12/2015	Myung	D14/489
D750,108	S *	2/2016	Lee	D14/485
D759,118	S *	6/2016	Kim	D14/495
D760,736	S *	7/2016	Capela	D14/485
D764,542	S *	8/2016	Wolf	D14/490
D768,195	S *	10/2016	Hiramatsu	D14/492
D774,087	S *	12/2016	Kim	D14/489
D775,646	S *	1/2017	Himukashi	D14/486
D797,145	S *	9/2017	Bae	D14/492
2008/0235736	A1 *	9/2008	Dawson	H04N 5/44543 725/50

OTHER PUBLICATIONS

"Sony Xperia Tablet Z (SGP311) 16GB WiFi, Experience the best of Sony in a tablet", posted at villman.com, Feb. 25, 2013, [site visited Sep. 28, 2016]. Available from Internet: <http://www.villman.com/Product-Detail/Sony_XperiaZ_16GB>.*


"Sony Xperia Tablet Z (SGP311) 16GB WiFi, Experience the best of Sony in a tablet", posted at villman.com, Feb. 25, 2013, [site visited Jul. 26, 2017]. Available from Internet: <http://www.villman.com/Product-Detail/Sony_XperiaZ_16GB>.*

"Sony Movie Studio Platinum 13 Full Crack", posted at masterkreatif.com, Jan. 15, 2015, [site visited Jul. 21, 2017]. Available from Internet: <<https://www.masterkreatif.com/sony-movie-studio-platinum-13-full-crack>>.*

"Font Awesome Problems", posted at youtube.com, Apr. 24, 2015, [site visited Jul. 21, 2017]. Available from Internet: <https://www.youtube.com/watch?v=-_JnTXPsZZM>.*

"Geekpic. Patterns from the German edition of the Letraset 1976 catalogue.", posted at blog.presentandcorrect.com, Apr. 10, 2011, [site visited Jul. 26, 2017]. Available from Internet: <<http://blog.presentandcorrect.com/rub-down>>.*

* cited by examiner



Primary Examiner — Lakiya G Rogers
 Assistant Examiner — John M Otte
 (74) Attorney, Agent, or Firm — Michael Best and
 Friedrich LLP

(57) **CLAIM**

The ornamental design for a portion of a display panel or screen with an icon, as shown and described.

DESCRIPTION

The patent or application file contains at least one drawing executed in color. Copies of this patent or patent application publication with color drawing(s) will be provided by the Office upon request and payment of the necessary fee.

FIG. 1 is a first embodiment of a portion of a display panel or screen with an icon showing our new design;

FIG. 2 is another embodiment thereof;
 FIG. 3 is another embodiment thereof;
 FIG. 4 is another embodiment thereof;
 FIG. 5 is another embodiment thereof;
 FIG. 6 is another embodiment thereof;
 FIG. 7 is another embodiment thereof;
 FIG. 8 is another embodiment thereof;
 FIG. 9 is another embodiment thereof;
 FIG. 10 is another embodiment thereof;
 FIG. 11 is another embodiment thereof;
 FIG. 12 is another embodiment thereof;
 FIG. 13 is another embodiment thereof;
 FIG. 14 is another embodiment thereof;
 FIG. 15 is another embodiment thereof;
 FIG. 16 is another embodiment thereof;
 FIG. 17 is another embodiment thereof;
 FIG. 18 is another embodiment thereof;
 FIG. 19 is another embodiment thereof;
 FIG. 20 is another embodiment thereof;
 FIG. 21 is another embodiment thereof;
 FIG. 22 is another embodiment thereof;
 FIG. 23 is another embodiment thereof;
 FIG. 24 is another embodiment thereof;
 FIG. 25 is another embodiment thereof;
 FIG. 26 is another embodiment thereof;
 FIG. 27 is another embodiment thereof;
 FIG. 28 is another embodiment thereof;
 FIG. 29 is another embodiment thereof;
 FIG. 30 is another embodiment thereof;
 FIG. 31 is another embodiment thereof;
 FIG. 32 is another embodiment thereof;
 FIG. 33 is another embodiment thereof;
 FIG. 34 is another embodiment thereof;
 FIG. 35 is another embodiment thereof;
 FIG. 36 is another embodiment thereof;
 FIG. 37 is another embodiment thereof;
 FIG. 38 is another embodiment thereof;
 FIG. 39 is another embodiment thereof;
 FIG. 40 is another embodiment thereof;
 FIG. 41 is another embodiment thereof;
 FIG. 42 is another embodiment thereof;
 FIG. 43 is another embodiment thereof;
 FIG. 44 is another embodiment thereof;
 FIG. 45 is another embodiment thereof;
 FIG. 46 is another embodiment thereof;
 FIG. 47 is another embodiment thereof;
 FIG. 48 is another embodiment thereof;
 FIG. 49 is another embodiment thereof;

FIG. 50 is another embodiment thereof;
 FIG. 51 is another embodiment thereof;
 FIG. 52 is another embodiment thereof;
 FIG. 53 is another embodiment thereof;
 FIG. 54 is another embodiment thereof;
 FIG. 55 is another embodiment thereof;
 FIG. 56 is another embodiment thereof;
 FIG. 57 is another embodiment thereof;
 FIG. 58 is another embodiment thereof;
 FIG. 59 is another embodiment thereof;
 FIG. 60 is another embodiment thereof;
 FIG. 61 is another embodiment thereof;
 FIG. 62 is another embodiment thereof;
 FIG. 63 is another embodiment thereof;
 FIG. 64 is another embodiment thereof;
 FIG. 65 is another embodiment thereof;
 FIG. 66 is another embodiment thereof;
 FIG. 67 is another embodiment thereof;
 FIG. 68 is another embodiment thereof;
 FIG. 69 is another embodiment thereof;
 FIG. 70 is another embodiment thereof;
 FIG. 71 is another embodiment thereof;
 FIG. 72 is another embodiment thereof;
 FIG. 73 is another embodiment thereof;
 FIG. 74 is another embodiment thereof;
 FIG. 75 is another embodiment thereof;
 FIG. 76 is another embodiment thereof;
 FIG. 77 is another embodiment thereof;
 FIG. 78 is another embodiment thereof;
 FIG. 79 is another embodiment thereof;
 FIG. 80 is another embodiment thereof;
 FIG. 81 is another embodiment thereof;
 FIG. 82 is another embodiment thereof;
 FIG. 83 is another embodiment thereof;
 FIG. 84 is another embodiment thereof;
 FIG. 85 is another embodiment thereof;
 FIG. 86 is another embodiment thereof;
 FIG. 87 is another embodiment thereof;
 FIG. 88 is another embodiment thereof;
 FIG. 89 is another embodiment thereof;
 FIG. 90 is another embodiment thereof;
 FIG. 91 is another embodiment thereof;
 FIG. 92 is another embodiment thereof;
 FIG. 93 is another embodiment thereof;
 FIG. 94 is another embodiment thereof;
 FIG. 95 is another embodiment thereof;
 FIG. 96 is another embodiment thereof;
 FIG. 97 is another embodiment thereof;
 FIG. 98 is another embodiment thereof;
 FIG. 99 is another embodiment thereof;
 FIG. 100 is another embodiment thereof;
 FIG. 101 is another embodiment thereof;
 FIG. 102 is another embodiment thereof;
 FIG. 103 is another embodiment thereof;
 FIG. 104 is another embodiment thereof;
 FIG. 105 is another embodiment thereof;
 FIG. 106 is another embodiment thereof;
 FIG. 107 is another embodiment thereof; and,
 FIG. 108 is another embodiment thereof.

Dot-dash broken lines showing of a part of the display panel or screen define the boundaries of the claimed design and are not included in the claimed design.

FIG.1

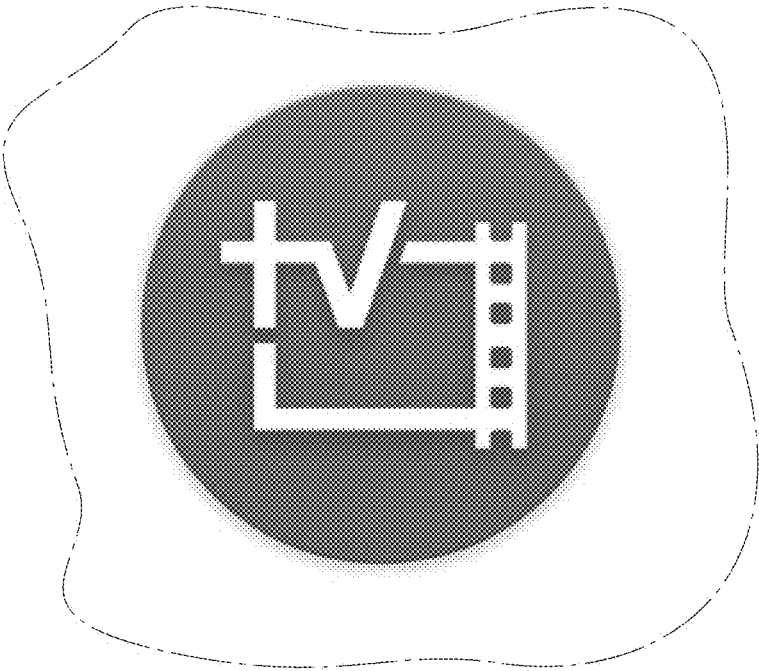


FIG.2



FIG.3




FIG.4




FIG.5



FIG.6



FIG.7




FIG.8




FIG.9




FIG.10




FIG.11




FIG.12




FIG.13




FIG.14



FIG.15




FIG. 16




FIG.17




FIG.18




FIG.19

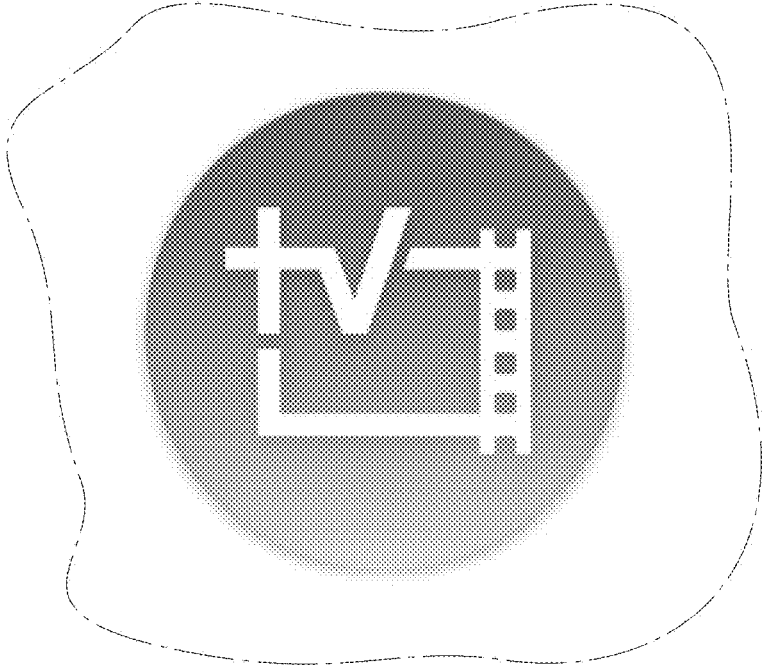


FIG.20



FIG.21




FIG.22




FIG.23




FIG.24




FIG.25




FIG.26




FIG.27




FIG.28

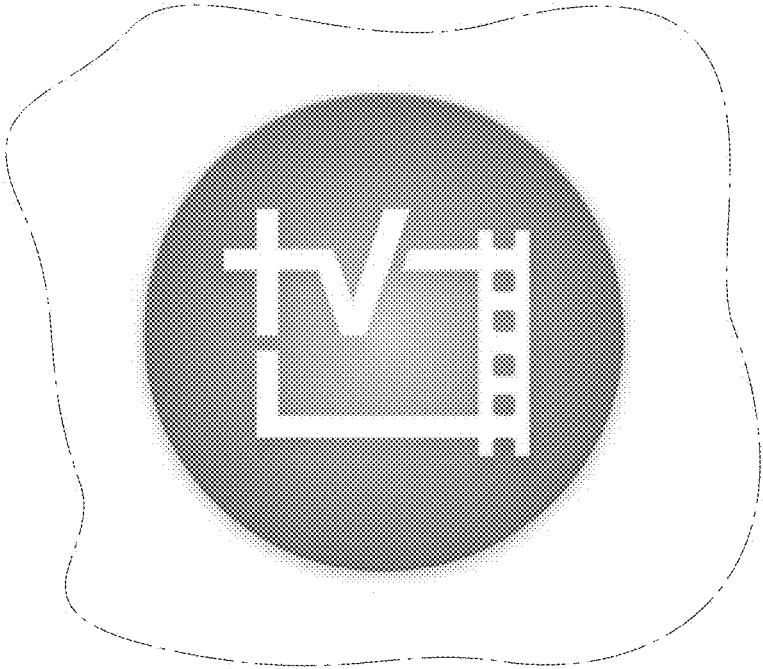


FIG.29




FIG.30




FIG.31




FIG.32



FIG.33



FIG.34




FIG.35




FIG.36




FIG.37




FIG.38




FIG.39




FIG.40




FIG.41




FIG.42



FIG.43




FIG.44




FIG.45




FIG.46




FIG.47




FIG.48




FIG.49




FIG.50




FIG.51



FIG.52




FIG.53




FIG.54




FIG.55




FIG.56




FIG.57




FIG.58




FIG.59




FIG.60




FIG.61




FIG.62




FIG.63




FIG.64




FIG.65



FIG.66




FIG.67




FIG.68




FIG.69




FIG.70




FIG.71




FIG.72




FIG.73

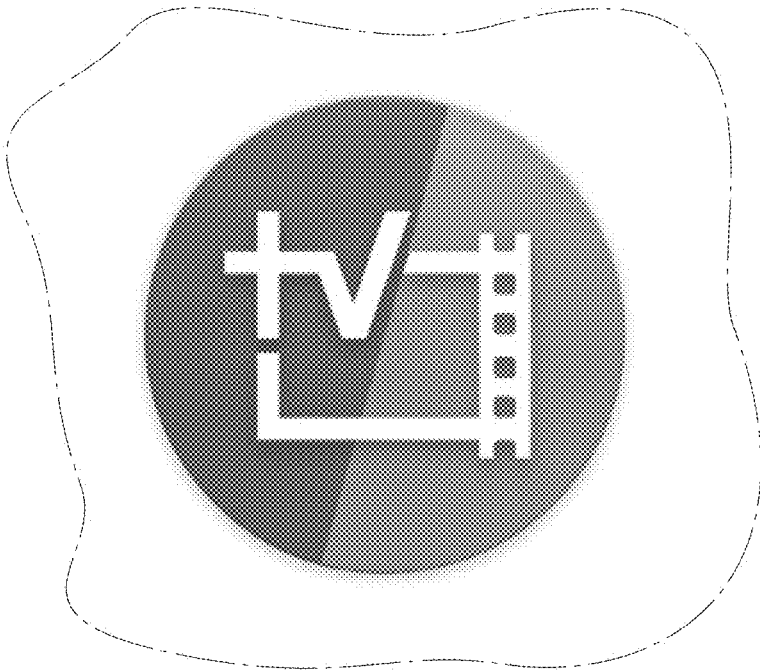


FIG.74



FIG.75




FIG.76




FIG.77




FIG.78



FIG.79




FIG.80




FIG.81




FIG.82

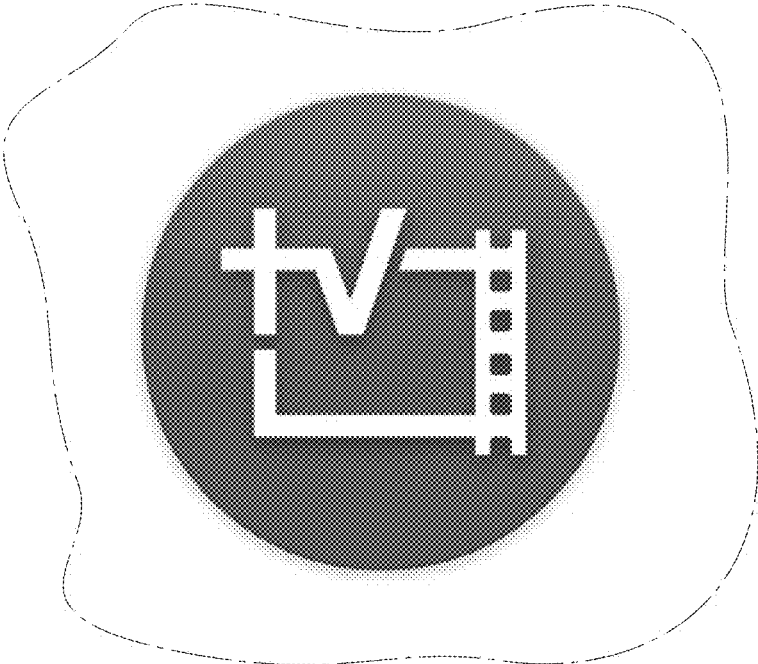


FIG.83



FIG.84




FIG.85




FIG.86




FIG.87



FIG.88




FIG.89




FIG.90




FIG.91

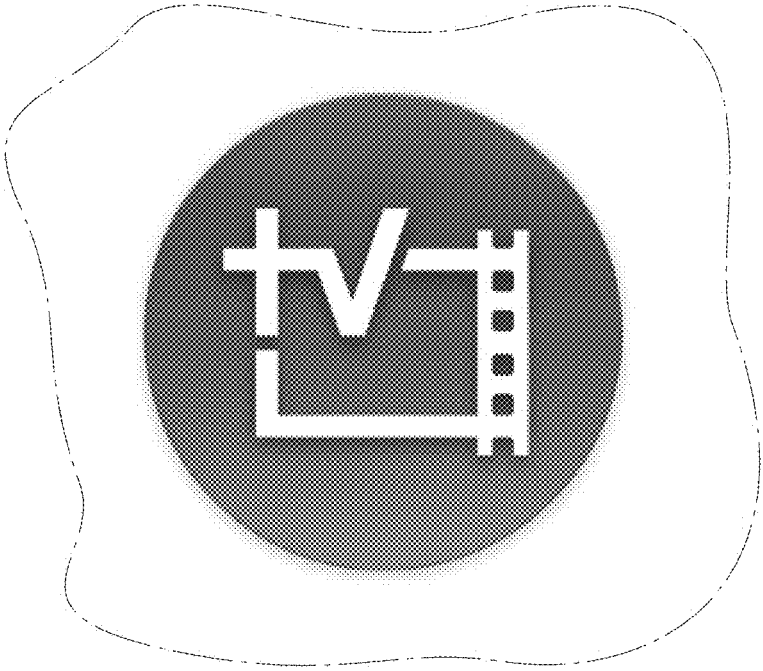


FIG.92



FIG.93




FIG.94




FIG.95




FIG.96



FIG.97




FIG.98




FIG.99




FIG.100

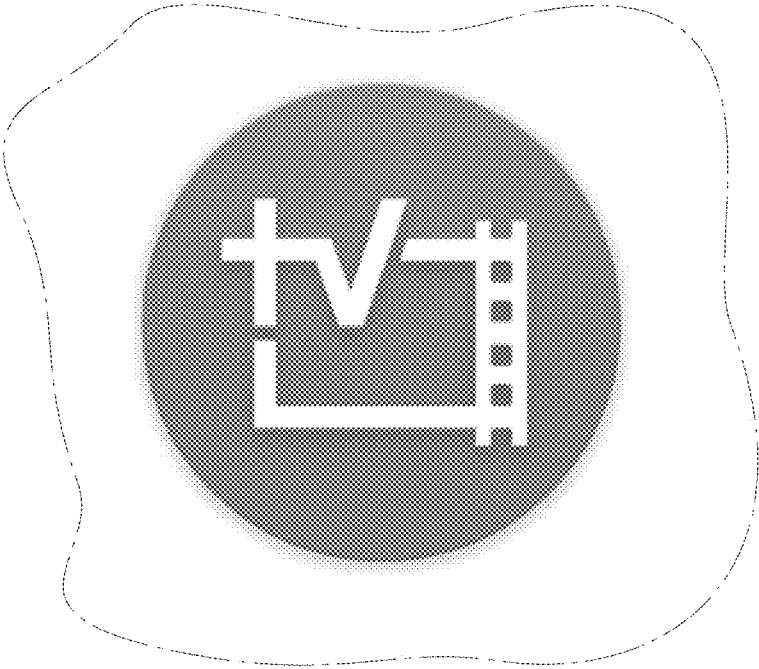


FIG.101



FIG.102




FIG. 103




FIG.104

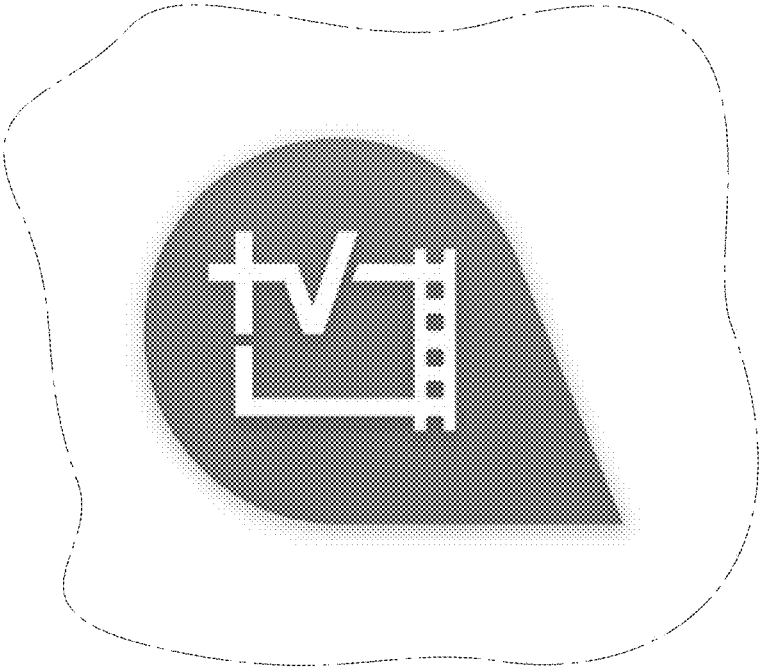


FIG.105



FIG.106




FIG.107




FIG. 108

