



US00D722183S

(12) **United States Design Patent**
Reinhart

(10) **Patent No.:** **US D722,183 S**

(45) **Date of Patent:** **** Feb. 3, 2015**

(54) **SAWHORSE SIDE SUPPORT STRUCTURE**

(71) Applicant: **Nickolas L. Reinhart**, Findlay, OH (US)

(72) Inventor: **Nickolas L. Reinhart**, Findlay, OH (US)

(**) Term: **14 Years**

(21) Appl. No.: **29/463,453**

(22) Filed: **Nov. 25, 2013**

(51) **LOC (10) Cl.** **25-04**

(52) **U.S. Cl.**
USPC **D25/67**

(58) **Field of Classification Search**
USPC D15/141; D25/67
See application file for complete search history.

(56) **References Cited**

U.S. PATENT DOCUMENTS

5,101,932	A *	4/1992	Trudgeon	182/129
5,439,073	A *	8/1995	Johnson	182/153
RE35,627	E *	10/1997	Estrem	144/329
D392,746	S *	3/1998	Dickinson et al.	D25/67

5,954,156	A *	9/1999	Cooke	182/153
D425,210	S *	5/2000	DuRapau	D25/67
6,612,401	B1 *	9/2003	Price et al.	182/186.3
D634,858	S *	3/2011	Landau et al.	D25/67
D638,141	S *	5/2011	Busschaert et al.	D25/67
D708,351	S *	7/2014	Ken-Dror et al.	D25/67
2010/0282540	A1 *	11/2010	Moss et al.	182/119

* cited by examiner

Primary Examiner — Patricia Palasik

(74) *Attorney, Agent, or Firm* — Fraser Clemens Martin and Miller LLC; Jacob M. Ward


(57) **CLAIM**

The ornamental design for a sawhorse side support structure, as shown and described.

DESCRIPTION

FIG. 1 is a front upper right perspective view of an sawhorse side support structure showing my new design, the front upper left view being a mirror image;
FIG. 2 is a front view thereof;
FIG. 3 is a top view thereof;
FIG. 4 is a right side view thereof; and,
FIG. 5 is a left side view thereof.

1 Claim, 3 Drawing Sheets






FIG. 1

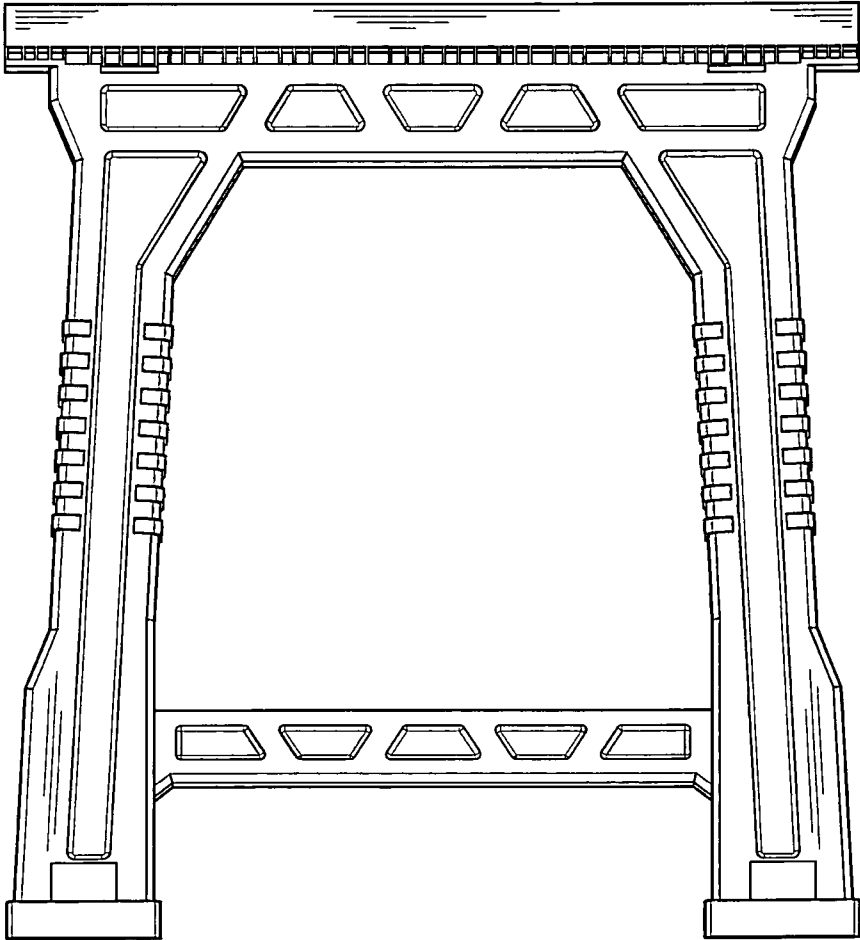


FIG. 2

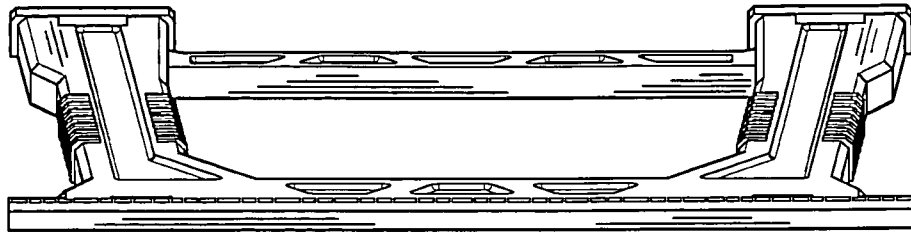


FIG. 3

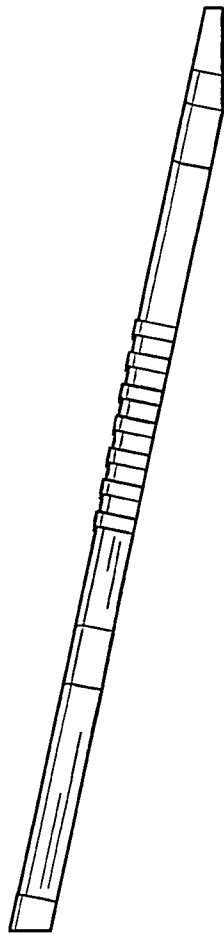


FIG. 4

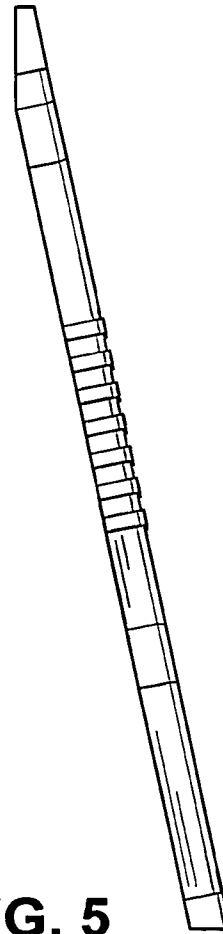


FIG. 5