



(43) International Publication Date  
26 March 2020 (26.03.2020)

(51) International Patent Classification:  
H04L 12/24 (2006.01)

(21) International Application Number:  
PCT/US2019/051218

(22) International Filing Date:  
16 September 2019 (16.09.2019)

(25) Filing Language: English

(26) Publication Language: English

(30) Priority Data:  
16/132,547 17 September 2018 (17.09.2018) US

(71) Applicant: **AT&T INTELLECTUAL PROPERTY I, L.P.** [US/US]; 675 W. Peachtree Street, Suite 4000, Atlanta, Georgia 30308 (US).

(72) Inventors: **ZAIFMAN, Arthur**; 73 Greenwood Drive, Millburn, New Jersey 07041 (US). **MOCENIGO, John Mark**; 2017 Waverly Street, Philadelphia, Pennsylvania 19146 (US). **ZDROIK, Glen**; 3 Birch Court, Long Valley, New Jersey 07853 (US).

(74) Agent: **PAULIS, Jonathan A.**; Hartman & Citrin LLC, 2401 Macy Drive, Roswell, Georgia 30076 (US).

(81) Designated States (unless otherwise indicated, for every kind of national protection available): AE, AG, AL, AM, AO, AT, AU, AZ, BA, BB, BG, BH, BN, BR, BW, BY, BZ, CA, CH, CL, CN, CO, CR, CU, CZ, DE, DJ, DK, DM, DO, DZ, EC, EE, EG, ES, FI, GB, GD, GE, GH, GM, GT, HN, HR, HU, ID, IL, IN, IR, IS, JO, JP, KE, KG, KH, KN, KP, KR, KW, KZ, LA, LC, LK, LR, LS, LU, LY, MA, MD, ME, MG, MK, MN, MW, MX, MY, MZ, NA, NG, NI, NO, NZ, OM, PA, PE, PG, PH, PL, PT, QA, RO, RS, RU, RW, SA,

(54) Title: DATA HARVESTING FOR MACHINE LEARNING MODEL TRAINING

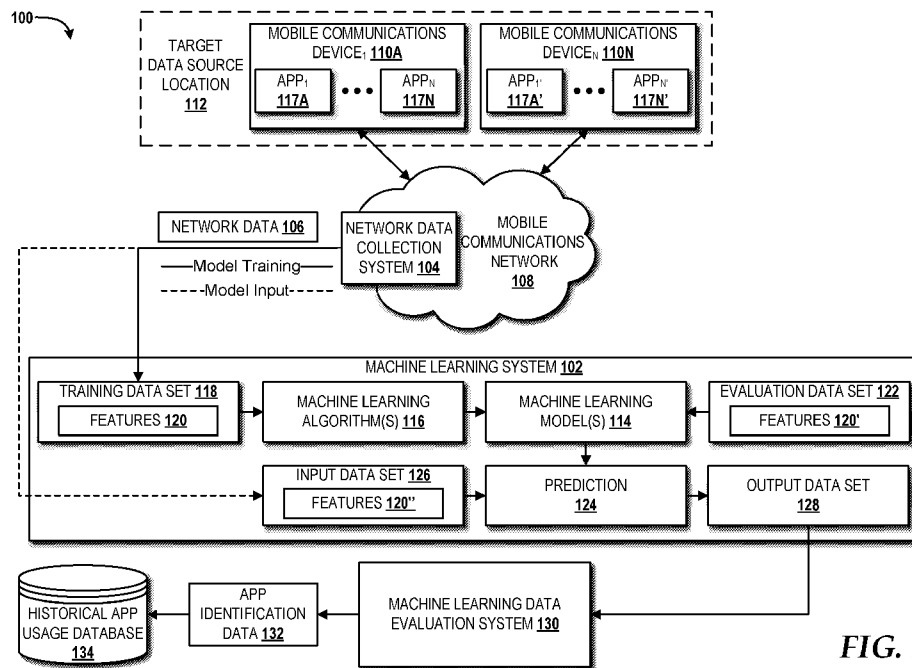


FIG. 1

(57) Abstract: Concepts and technologies disclosed herein are directed to data harvesting for machine learning model training. According to one aspect of the concepts and technologies disclosed herein, a network data collection system 104 can identify a target data source location 112 from which to harvest data 106 for a machine learning system 102 to utilize during a machine learning model training process. The data 106 can be associated with a plurality of mobile communications devices 110 operating in communication with at least one base station of a mobile communications network 108 that serves the target data source location 112. The network data collection system 104 can collect the data 106 and provide the data 106 to the machine learning system 102. The machine learning system 102, in turn, can create a training data set 118 for use during the machine learning model training process based, at least in part, upon the data 106.



SC, SD, SE, SG, SK, SL, SM, ST, SV, SY, TH, TJ, TM, TN,  
TR, TT, TZ, UA, UG, US, UZ, VC, VN, ZA, ZM, ZW.

- (84) Designated States** (*unless otherwise indicated, for every kind of regional protection available*): ARIPO (BW, GH, GM, KE, LR, LS, MW, MZ, NA, RW, SD, SL, ST, SZ, TZ, UG, ZM, ZW), Eurasian (AM, AZ, BY, KG, KZ, RU, TJ, TM), European (AL, AT, BE, BG, CH, CY, CZ, DE, DK, EE, ES, FI, FR, GB, GR, HR, HU, IE, IS, IT, LT, LU, LV, MC, MK, MT, NL, NO, PL, PT, RO, RS, SE, SI, SK, SM, TR), OAPI (BF, BJ, CF, CG, CI, CM, GA, GN, GQ, GW, KM, ML, MR, NE, SN, TD, TG).

**Declarations under Rule 4.17:**

- *as to applicant's entitlement to apply for and be granted a patent (Rule 4.17(ii))*
- *as to the applicant's entitlement to claim the priority of the earlier application (Rule 4.17(iii))*

**Published:**

- *with international search report (Art. 21(3))*

## DATA HARVESTING FOR MACHINE LEARNING MODEL TRAINING

### BACKGROUND

Machine learning is an area of computer science in which computer systems are able to learn without being explicitly programmed. Machine learning is used in many fields of science and technology from speech recognition to artificial intelligence to advertising, among many others. Machine learning models are created based upon training data. For some applications of machine learning, data available for training new machine learning models is vast and computationally expensive and time-consuming to acquire.

10

### SUMMARY

Concepts and technologies disclosed herein are directed to data harvesting for machine learning model training. According to one aspect of the concepts and technologies disclosed herein, a network data collection system can identify a target data source location from which to harvest data for a machine learning system to utilize during a machine learning model training process. The data can be associated with a plurality of mobile communications devices operating in communication with at least one base station of a mobile communications network that serves the target data source location. The network data collection system can collect the data and provide the data to the machine learning system. The machine learning system, in turn, can create a training data set for use during the machine learning model training process based, at least in part, upon the data.

15

In some embodiments, the network data collection system can identify the target data source location, at least in part, by establishing a perimeter around an area containing the at least one base station. In these embodiments, the network data collection system can collect, from a collection point, network packets from the at least one base station positioned inside the perimeter. Alternatively, the network data collection system can collect, from at least one collection point, network packets from the at least one base station positioned inside the perimeter and at least one further base station positioned outside the perimeter. The network data collection system can filter out a subset of the network packets that are collected from the at least one further base station positioned outside the perimeter.

25

30

In some embodiments, the data can include a plurality of requests associated with at least one application executing on at least a portion of the plurality of mobile

communications devices. The plurality of requests, in some embodiments, can be generated after an airplane mode function is disabled on the portion of the plurality of mobile communications devices. In some embodiments, the data is responsive, at least in part, to a common action among users of the plurality of mobile communications devices.

5           It should be appreciated that the above-described subject matter may be implemented as a computer-controlled apparatus, a computer process, a computing system, or as an article of manufacture such as a computer-readable storage medium. These and various other features will be apparent from a reading of the following Detailed Description and a review of the associated drawings.

10           Other systems, methods, and/or computer program products according to embodiments will be or become apparent to one with skill in the art upon review of the following drawings and detailed description. It is intended that all such additional systems, methods, and/or computer program products be included within this description, be within the scope of this disclosure.

15

### **BRIEF DESCRIPTION OF THE DRAWINGS**

FIGURE 1 is a block diagram illustrating aspects of an illustrative operating environment in which embodiments of the concepts and technologies disclosed herein can be implemented.

20           FIGURE 2 is a flow diagram illustrating aspects of a method for strategically collecting network data for use by a machine learning system, according to an illustrative embodiment.

FIGURE 3 is a flow diagram illustrating aspects of a method for creating and evaluating a machine learning model based upon data harvested by a network data collection system, according to an illustrative embodiment.

25

FIGURE 4 is a flow diagram illustrating aspects of a method for identifying application usage among a plurality of mobile communications devices operating in communication with a mobile communications network, according to an illustrative embodiment.

FIGURE 5 is a block diagram illustrating a cloud computing platform capable of implementing aspects of the concepts and technologies disclosed herein.

FIGURE 6 is a block diagram illustrating an example computer system capable of implementing aspects of the embodiments presented herein.

5 FIGURE 7 is a block diagram illustrating details of a network capable of implementing aspects of the embodiments presented herein.

FIGURE 8 is a block diagram illustrating an example mobile device capable of implementing aspects of the embodiments disclosed herein.

10

### DETAILED DESCRIPTION

While the subject matter described herein may be presented in the general context of program modules that execute in conjunction with the execution of an operating system and application programs on a computer system, computing device, mobile device, and/or other computing resource, those skilled in the art will recognize that other implementations may be performed in combination with other types of program modules. Generally, program modules include routines, programs, components, data structures, and other types of structures that perform particular tasks or implement particular abstract data types. Moreover, those skilled in the art will appreciate that the subject matter described herein may be practiced with other computer system configurations, including hand-held devices, 15 multiprocessor systems, microprocessor-based or programmable consumer electronics, minicomputers, mainframe computers, and the like.

Referring now to FIGURE 1, aspects of an illustrative operating environment **100** in which embodiments of the concepts and technologies disclosed herein can be implemented will be described. The illustrated operating environment **100** includes a machine learning system **102** operating in communication with a network data collection system **104** that can collect network data **106** from a mobile communications network **108** with which a plurality of mobile communications devices **110A-110N** located within a target data source location **112** are in communication. 25

In some embodiments, the machine learning system **102** is provided as a software system executed, at least in part, by one or more processors of a computing system (an example architecture of which is illustrated and described with reference to FIGURE **6**). Alternatively, the machine learning system **102** can be external to one or more computing systems and can be made accessible either locally (e.g., via a local area network or “LAN”) or remotely, whereby the machine learning system **102** operates, for example, off-site, such as in a cloud computing platform (an example architecture of which is illustrated and described with reference to FIGURE **5**), a server host, or the like.

The illustrated machine learning system **102** includes machine learning model(s) **114** (hereinafter referred to in the singular as “machine learning model **114**” or in the plural as “machine learning models **114**”). The machine learning model(s) **114** can be created by the machine learning system **102** based upon one or more machine learning algorithms **116** (hereinafter referred to in the singular as “machine learning algorithm **116**” or in the plural as “machine learning algorithms **116**”). The machine learning algorithm(s) **116** can be any existing, well-known algorithm, any proprietary algorithms, or any future machine learning algorithm. Some example machine learning algorithms **116** include, but are not limited to, gradient descent, linear regression, logistic regression, linear discriminant analysis, classification tree, regression tree, Naive Bayes, K-nearest neighbor, learning vector quantization, support vector machines, and the like. Those skilled in the art will appreciate the applicability of various machine learning algorithms **116** based upon the problem(s) to be solved by machine learning via the machine learning system **102**. In context of the concepts and technologies disclosed herein, the machine learning algorithms **116** are used to identify one or more applications **117** (shown as APP<sub>1</sub> **117A**...APP<sub>N</sub> **117N**; hereinafter referred to in the singular as “application or APP **117**” or in the plural as “applications or APPs **117**”) executed by one or more processors of the mobile communications device<sub>1</sub> **110A** and one or more applications **117’** (shown as APP<sub>1’</sub> **117A’**...APP<sub>N’</sub> **117N’**; hereinafter referred to in the singular as “application or APP **117’**” or in the plural as “applications or APPs **117’**”) executed by one or more processors of the mobile communications device<sub>N</sub> **110N**.

The machine learning system **102** can control the creation of the machine learning models **114** via one or more training parameters. In some embodiments, the training parameters are selected by one or more users, such as network analysts or other entities associated with the mobile communications network **108**. Alternatively, in some

embodiments, the training parameters are automatically selected based upon data, such as the network data **106** or a subset thereof, provided in one or more training data sets **118**. The training parameters can include, for example, a learning rate, a model size, a number of training passes, data shuffling, regularization, and/or other training parameters known to those skilled in the art.

The learning rate is a training parameter defined by a constant value. The learning rate affects the speed at which the machine learning algorithm **116** converges to the optimal weights. The machine learning algorithm **116** can update the weights for every data example included in the training data set **118**. The size of an update is controlled by the learning rate. A learning rate that is too high might prevent the machine learning algorithm **116** from converging to the optimal weights. A learning rate that is too low might result in the machine learning algorithm **116** requiring multiple training passes to converge to the optimal weights.

The model size is regulated by a number of input features (“features”) **120** in the training data set **118**. A greater number of the features **120** yields a greater number of possible patterns that can be determined from the training data set **118**. The model size should be selected to balance the resources (e.g., compute, memory, storage, etc.) needed for training and the predictive power of a resultant machine learning model **114**.

The number of training passes indicates how many training passes the machine learning algorithm **116** makes over the training data set **118** during the training process. The number of training passes can be adjusted based, for example, on the size of the training data set **118**, with larger training data sets being exposed to fewer training passes in consideration of time and/or resource utilization. The effectiveness of the resultant machine learning model **114** can be increased by multiple training passes.

Data shuffling is a training parameter designed to prevent the machine learning algorithm **116** from reaching false optimal weights due to the order in which data contained in the training data set **118** is processed. For example, data provided in rows and columns might be analyzed first row, second row, third row, etc., and thus an optimal weight might be obtained well before a full range of data from the training data set **118** has been considered. By data shuffling, the data contained in the training data set **118** can be analyzed more thoroughly and mitigate bias in the resultant machine learning model **114**.

Regularization is a training parameter that helps to prevent the machine learning model **114** from memorizing training data from the training data set **118**. In other words, the machine learning model **114** fits the training data set **118**, but the predictive performance of the machine learning model **114** is not acceptable. Regularization helps the machine learning system **102** avoid this overfitting/memorization problem by adjusting extreme weight values of the features **120**. For example, a feature that has a small weight value relative to the weight values of the other features in the training data set **118** can be adjusted to zero.

The machine learning system **102** can determine model accuracy after training by using one or more evaluation data sets **122** containing the same features **120'** as the features **120** in the training data set **118**. This also prevents the machine learning model **114** from simply memorizing the data contained in the training data set **118**. The number of evaluation passes made by the machine learning system **102** can be regulated by a target model accuracy that, when reached, ends the evaluation process and the machine learning model **114** is considered ready for deployment.

After deployment, the machine learning model **114** can perform prediction **124** operations with an input data set **126** having the same features **120'** as the features **120** in the training data set **118** and the features **120'** of the evaluation data set **122**. The results of the prediction **124** are included in an output data set **128** consisting of predicted data.

The machine learning system **102** can provide the output data set **128** to a machine learning data evaluation system **130**, which can analyze the output data set **128** to identify the application(s) **117** executed by one or more of the mobile communications devices **110** operating in communication with the mobile communications network **108** from within the target data source location **112** to generate application identification data **132**. The application identification data **132** can be stored in a historical application usage database **134**. The application identification data **132** can be accessed from the historical application usage database **134** and can be utilized by others for purposes of data analytics, targeted advertising, demographic prediction, and/or other purposes not explicitly disclosed herein.

The mobile communications network **108** can be or can include a cellular network that, in turn includes one or more radio access network ("RANs"; not shown) that operate in accordance with one or more cellular telecommunications technologies, including, but not limited to, Global System for Mobile communications ("GSM"), Code Division Multiple

Access (“CDMA”) ONE, CDMA2000, Universal Mobile Telecommunications System (“UMTS”), Long-Term Evolution (“LTE”), LTE-Advanced (“LTE-A”), Worldwide Interoperability for Microwave Access (“WiMAX”), other current 3GPP cellular telecommunications technologies, other future 3GPP cellular telecommunications technologies, combinations thereof, and/or the like. The RAN(s) can utilize various channel access methods (which may or may not be used by the aforementioned standards), including, but not limited to, Time Division Multiple Access (“TDMA”), Frequency Division Multiple Access (“FDMA”), CDMA, wideband CDMA (“W-CDMA”), Orthogonal Frequency Division Multiplexing (“OFDM”), Single-Carrier FDMA (“SC-FDMA”), Space Division Multiple Access (“SDMA”), and the like to provide a radio/air interface to the mobile communications devices **110**. Data communications can be provided, in part, by the RAN(s) using General Packet Radio Service (“GPRS”), Enhanced Data rates for Global Evolution (“EDGE”), the High-Speed Packet Access (“HSPA”) protocol family including High-Speed Downlink Packet Access (“HSDPA”), Enhanced Uplink (“EUL”) or otherwise termed High-Speed Uplink Packet Access (“HSUPA”), Evolved HSPA (“HSPA+”), LTE, LTE-A, and/or various other current and future wireless data access technologies. Moreover, a RAN can be a GSM RAN (“GRAN”), a GSM EDGE RAN (“GERAN”), a UMTS Terrestrial Radio Access Network (“UTRAN”), an evolved U-TRAN (“E-UTRAN”), any combination thereof, and/or the like. The concepts and technologies disclosed herein will be described in context of the mobile communications network **108** including one or more RANs operating in accordance with LTE, or more commonly referred to as “4G” technology, although those skilled in the art will appreciate the applicability of the concepts and technologies disclosed herein to other cellular telecommunications technologies, including, in particular, those captured within future generation 3GPP standards, including “5G” and greater generation technologies. Moreover, in some embodiments, the RAN(s) can be or can include one or more virtual RANs (“vRANs”).

The mobile communications network **108** also can include one or more core networks, such as one or more evolved packet core (“EPC”) networks. The EPC network(s) can one or more mobility management entities (“MME”), one or more application servers (“AS”), one or more home subscriber servers (“HSS”), one or more evolved serving mobile location centers (“ESMLC”), one or more gateway mobile location centers (“GMLC”), one or more serving gateways (“SGW”), one or more packet data network gateways (“PGWs”), some combination thereof, and/or the like. These network functions can be implemented as

physical network functions (“PNFs”) having hardware and software components. The core network components can additionally or alternatively be provided, at least in part, by virtual network functions (“VNFs”). For example, the core network components can be realized as VNFs that utilize a unified commercial-of-the-shelf (“COTS”) hardware and flexible resources shared model with the application software for the respective core network components running on one or more virtual machines (“VMs”). An example cloud computing platform architecture that might be used to implement various core network components embodied as VNFs is described herein below with reference to FIGURE 5. Moreover, the core network components can be embodied as VNFs in one or more VNF pools, each of which can include a plurality of VNFs providing a particular core network function.

The functionality of the mobile communications devices **110** can be provided by one or more mobile telephones, smartphones, tablet computers, slate computers, smart watches, smart glasses, other wearable devices, other smart devices, Internet of Things (“IoT”) devices, security devices, media playback devices, video game systems, navigation devices, connected cars, laptop computers, notebook computers, ultrabook computers, netbook computers, computers of other form factors, computing devices of other form factors, other computing systems, other computing devices, and/or the like that are configured to communicate with the mobile communications network **108**. It should be understood that the functionality of each of the mobile communications devices **110** can be provided by a single device, by two or more similar devices, and/or by two or more dissimilar devices. An example architecture that can be utilized by the mobile communications devices **110** in context of a mobile telephone or smartphone is illustrated and described herein with reference to FIGURE 8.

The target data source location **112** is a geo-fenced location where a common event can occur on a scale suitable to harvest real training data in the form of the network data **106** for use by the machine learning system **102** as at least part of the training data set **118**. The target data source location **112**, in some embodiments, defines a perimeter around an area covered by one or more base stations (not shown) of the mobile communications network **108**. In some embodiments, the target data source location **112** can be selected, automatically or at the direction of one or more users, by the network data collection system **104** based upon geographical data, such as data sourced from a geographic information system (“GIS”)

and/or like system(s). The target data source location **112**, in some embodiments, can be or can include an area served by one or more base stations of the mobile communications network **108** that experience a utilization rate higher than surrounding base stations, particularly with regard to bursts of data requests indicative of a common event, such as in  
5 the example provided below with regard to an “airplane mode” function of the mobile communications devices **110**.

An example of the target data source location **112** is a location containing at least one runway of an airport, where airplanes containing passengers who are users of the mobile communications devices **110** might be requested, required, or their device(s) automatically  
10 triggered to enable an airplane mode that turns off one or more communications components, such as those that allow communication with the mobile communications network **108**, when the airplane is flying, but allow airplane mode to be disabled when the airplane is on the ground before or after flight, such as during taxiing or parked at a terminal.

Enabling/disabling airplane mode has a typically undesirable side effect of clearing  
15 the domain name system (“DNS”) cache of a device. This side effect, however, becomes desirable and extremely valuable in understanding network traffic patterns and data harvesting for machine learning model training. This is because an empty DNS cache results in bursts of tens, hundreds, or even thousands of requests from applications, such as the applications **117**, **117’** operating in both foreground and background conditions on the mobile  
20 communications devices **110**. When an airplane passenger and user of the mobile communications device **110** is allowed to disable airplane mode, such as after the airplane lands and is taxiing to its destination terminal, often time the airplane passenger is anxious to “catch-up” on application data s/he missed during the flight. This application data might include, for example, instant messages from an instant messaging application such as  
25 IMESSAGE, available from Apple Inc., or WHATSAPP, available from WhatsApp Inc.; social networking data from social networking applications such as FACEBOOK, SNAPCHAT, TWITTER, and INSTAGRAM; and/or driving services such as a UBER or LYFT.

Requests for data associated with the applications **117**, **117’** can be collected by the  
30 network data collection system **104** as part of the network data **106** used by the machine learning system **102** in at least part of the training data set **118**. Behavior of airplane passengers with regard to the application(s) **117**, **117’** they use immediately following

permission to disable airplane mode is indicative of the popularity of certain applications. Rather than collect the network data **106** from a set of all data associated with requests from the applications **117**, **117'** executing on the mobile communications devices **110**, the network data collection system **104** targets the mobile communications devices **110** operating in communication with the mobile communications network **108** from within the target data source location **112**. With a common event, such as disabling airplane mode or other device action, the network data **106** available for use in the training data set **118** is reduced, thereby also reducing the machine learning cycle time needed by the machine learning system **102** to create the machine learning model **114**.

10 The common event of disabling airplane mode is used as one illustrative example of an application of the concepts and technologies disclosed herein. Those skilled in the art will appreciate other common events that can be considered in selecting the target data source location **112** from which the network data collection system **104** is to collect the network data **106**. As such, the foregoing example should not be construed as limiting in any way.

15 In some embodiments, the network data collection system **104** can utilize geo-fencing to establish a perimeter (*P*) around an area containing one or more base stations, such as eNodeBs in context of the mobile communications network **108** operating in accordance with LTE. The network data collection system **104** can utilize collection points (i.e., taps) that receive network packets from the base stations positioned both inside (*I*) and outside (*O*) of *P* and filters out (i.e., discards) all packets from *O*. The packets received from *I* can be fed as part of the network data **106** to the machine learning system **102**. As discussed above, the machine learning system **102** can the machine learning model(s) **114** based, at least in part, upon the training data set **118** containing features **120** representative of the network data **106**.

25 Although one target data source location **112** is illustrated, multiple target data source locations **112** can be monitored for data collection associated with different geographic locations to create, by the machine learning system **102**, geographically-dependent machine learning models, some examples of which target airports as described in the above example, but also might target sports stadiums, tunnels, bowling alleys, gun ranges, and other locations in which groups of people are likely to congregate. These geographically-dependent machine learning models are based upon leveraging common actions among persons near one another, such as in the locations provided in the examples above and elsewhere.

Turning now to FIGURE 2, aspects of a method 200 for strategically collecting the network data 106 for use by the machine learning system 102 will be described, according to an illustrative embodiment. It should be understood that the operations of the methods disclosed herein are not necessarily presented in any particular order and that performance of some or all of the operations in an alternative order(s) is possible and is contemplated. The operations have been presented in the demonstrated order for ease of description and illustration. Operations may be added, omitted, and/or performed simultaneously, without departing from the scope of the concepts and technologies disclosed herein.

It also should be understood that the methods disclosed herein can be ended at any time and need not be performed in its entirety. Some or all operations of the methods, and/or substantially equivalent operations, can be performed by execution of computer-readable instructions included on a computer storage media, as defined herein. The term “computer-readable instructions,” and variants thereof, as used herein, is used expansively to include routines, applications, application modules, program modules, programs, components, data structures, algorithms, and the like. Computer-readable instructions can be implemented on various system configurations including single-processor or multiprocessor systems, minicomputers, mainframe computers, personal computers, hand-held computing devices, microprocessor-based, programmable consumer electronics, combinations thereof, and the like.

Thus, it should be appreciated that the logical operations described herein are implemented (1) as a sequence of computer implemented acts or program modules running on a computing system and/or (2) as interconnected machine logic circuits or circuit modules within the computing system. The implementation is a matter of choice dependent on the performance and other requirements of the computing system. Accordingly, the logical operations described herein are referred to variously as states, operations, structural devices, acts, or modules. These states, operations, structural devices, acts, and modules may be implemented in software, in firmware, in special purpose digital logic, and any combination thereof. As used herein, the phrase “cause a processor to perform operations” and variants thereof are used to refer to causing one or more processors (best shown in FIGURES 5, 6, and 8) of the network data collection system 104, the machine learning system 102, the machine learning data evaluation system 130, the mobile communications devices 110,

components of the mobile communications network **108**, and/or other systems, devices, architectures, components, networks, or platforms described herein.

For purposes of illustrating and describing some of the concepts of the present disclosure, the methods disclosed herein are described as being performed, at least in part, by the network data collection system **104**, the machine learning system **102**, or the machine learning data evaluation system **130**, executing instructions for implementing the concepts and technologies disclosed herein. It should be understood that additional and/or alternative systems, devices and/or network nodes can provide the functionality described herein via execution of one or more modules, applications, and/or other software. Thus, the illustrated embodiments are illustrative, and should not be viewed as being limiting in any way.

The method **200** will be described with reference to FIGURE **2** and further reference to FIGURE **1**. The method **200** begins at operation **202**, where the network data collection system **104** identifies the target data source location **112**. In some embodiments, the network data collection system **104** identifies the target data source location **112**. The target data source location **112** is a geo-fenced location where a common event can occur on a scale suitable to harvest real training data in the form of the network data **106** for use by the machine learning system **102** as at least part of the training data set **118**. The target data source location **112**, in some embodiments, defines a perimeter around an area covered by one or more base stations (not shown) of the mobile communications network **108**. In some embodiments, the target data source location **112** can be selected, automatically or at the direction of one or more users, by the network data collection system **104** based upon geographical data, such as data sourced from GIS and/or like system(s). The target data source location **112** can be identified based upon knowledge of a common event that occurs among the mobile communications devices **110**. For example, a common event might be the mobile communications devices **110** associated with airplane passengers that change from airplane mode enabled to airplane mode disabled once the airplane has landed. Alternatively, a common event might be the mobile communications devices **110** associated with airplane passenger that change from a power-off state to a power-on state.

From operation **202**, the method **200** proceeds to operation **204**, where the network data collection system **104** collects the network data **106** associated with the mobile communications devices **110** operating in the target data source location **112**. In some embodiments, the network data collection system **104** can utilize geo-fencing to establish a

perimeter ( $P$ ) around an area containing one or more base stations, such as eNodeBs in context of the mobile communications network **108** operating in accordance with LTE. The network data collection system **104** can utilize collection points (i.e., taps) that receive network packets from the base stations positioned both inside ( $I$ ) and outside ( $O$ ) of  $P$  and filters out (i.e., discards) all packets from  $O$ . The packets received from  $I$  can be fed as part of the network data **106** to the machine learning system **102**. As discussed above, the machine learning system **102** can the machine learning model(s) **114** based, at least in part, upon the training data set **118** containing features **120** representative of the network data **106**.

From operation **204**, the method **200** proceeds to operation **206**, where the network data collection system **104** provides the network data **106** to the machine learning system **102**. From operation **206**, the method **200** proceeds to operation **208**, where the method **200** ends.

Turning now to FIGURE 3, a method **300** for creating and evaluating the machine learning model **114** based upon the training data set **118** harvested, at least in part, by the network data collection system **104** will be described, according to an illustrative embodiment. The method **300** begins and proceeds to operation **302**, where the machine learning system **102** receives the network data **106** from the network data collection system **104**.

From operation **302**, the method **300** proceeds to operation **304**, where the machine learning system **102** adds the network data **106** to the training data set **118**. From operation **304**, the method **300** proceeds to operation **306**, where the machine learning system **102** extracts one or more of the features **120** from the training data set **118**. From operation **306**, the method **300** proceeds to operation **308**, where the machine learning system **102** creates the machine learning model **114** using the machine learning algorithm(s) **116** the features **120** extracted from training data set **118**. From operation **308**, the method **300** proceeds to operation **310**, where the machine learning system **102** evaluates the machine learning model **114** using the evaluation data set(s) **122**.

From operation **310**, the method **300** proceeds to operation **312**, where the machine learning system **102** receives the input data set **126**. From operation **312**, the method **300** proceeds to operation **314**, where the machine learning system **102** performs the prediction **124**. From operation **314**, the method **300** proceeds to operation **316**, where the machine

learning system **102** provides results of the prediction **124** in the output data set. **128**. From operation **316**, the method **300** proceeds to operation **318**, where the method **300** ends.

Turning now to FIGURE 4, a method **400** for identifying application usage among the plurality of mobile communications devices **110** operating in communication with the mobile communications network **108** from the target data source location **112**, according to an illustrative embodiment. The method **400** begins and proceeds to operation **402**, where the machine learning data evaluation system **130** receives the output data set **128** created by the machine learning system **102**. From operation **402**, the method **400** proceeds to operation **404**, where the machine learning data evaluation system **130** analyzes the output data set **128** to determine application usage of the mobile communications devices **110**. For example, information extracted from DNS packets and/or SSL certificate handshakes (i.e., the “CLIENT HELLO” message) can be used for this determination. From operation **404**, the method **400** proceeds to operation **406**, where the machine learning data evaluation system **130** provides the application identification data **132** to the historical application usage database **134**. From operation **406**, the method **400** proceeds to operation **408**, where the method **400** ends.

Turning now to FIGURE 5, a cloud computing platform **500** capable of implementing aspects of the concepts and technologies disclosed herein, according to an illustrative embodiment. In some embodiments, the machine learning system **102**, the network data collection system **104**, and/or the machine learning data evaluation system **130** can be implemented on at least a portion of the cloud computing platform **500**.

The illustrated cloud computing platform **500** includes a hardware resource layer **502**, a virtualization/control layer **504**, and a virtual resource layer **506** that work together to perform operations as will be described in detail herein. While connections are shown between some of the components illustrated in FIGURE 5, it should be understood that some, none, or all of the components illustrated in FIGURE 5 can be configured to interact with one other to carry out various functions described herein. In some embodiments, the components are arranged so as to communicate via one or more networks (best shown in FIGURE 7). Thus, it should be understood that FIGURE 5 and the following description are intended to provide a general understanding of a suitable environment in which various aspects of embodiments can be implemented, and should not be construed as being limiting in any way.

The hardware resource layer **502** provides hardware resources, which, in the illustrated embodiment, include one or more compute resources **508**, one or more memory resources **510**, and one or more other resources **512**. The compute resource(s) **508** can include one or more hardware components that perform computations to process data, and/or to execute computer-executable instructions of one or more application programs, operating systems, and/or other software. The compute resources **508** can include one or more central processing units (“CPUs”) configured with one or more processing cores. The compute resources **508** can include one or more graphics processing unit (“GPU”) configured to accelerate operations performed by one or more CPUs, and/or to perform computations to process data, and/or to execute computer-executable instructions of one or more application programs, operating systems, and/or other software that may or may not include instructions particular to graphics computations. In some embodiments, the compute resources **508** can include one or more discrete GPUs. In some other embodiments, the compute resources **508** can include CPU and GPU components that are configured in accordance with a co-processing CPU/GPU computing model, wherein the sequential part of an application executes on the CPU and the computationally-intensive part is accelerated by the GPU. The compute resources **508** can include one or more system-on-chip (“SoC”) components along with one or more other components, including, for example, one or more of the memory resources **510**, and/or one or more of the other resources **512**. In some embodiments, the compute resources **508** can be or can include one or more SNAPDRAGON SoCs, available from QUALCOMM of San Diego, California; one or more TEGRA SoCs, available from NVIDIA of Santa Clara, California; one or more HUMMINGBIRD SoCs, available from SAMSUNG of Seoul, South Korea; one or more Open Multimedia Application Platform (“OMAP”) SoCs, available from TEXAS INSTRUMENTS of Dallas, Texas; one or more customized versions of any of the above SoCs; and/or one or more proprietary SoCs. The compute resources **508** can be or can include one or more hardware components architected in accordance with an ARM architecture, available for license from ARM HOLDINGS of Cambridge, United Kingdom. Alternatively, the compute resources **508** can be or can include one or more hardware components architected in accordance with an x85 architecture, such an architecture available from INTEL CORPORATION of Mountain View, California, and others. Those skilled in the art will appreciate the implementation of the compute resources **508** can utilize various computation architectures, and as such, the compute resources **508** should not be construed as being limited to any particular

computation architecture or combination of computation architectures, including those explicitly disclosed herein.

The memory resource(s) **510** can include one or more hardware components that perform storage operations, including temporary or permanent storage operations. In some  
5 embodiments, the memory resource(s) **510** include volatile and/or non-volatile memory implemented in any method or technology for storage of information such as computer-readable instructions, data structures, program modules, or other data disclosed herein. Computer storage media includes, but is not limited to, random access memory (“RAM”), read-only memory (“ROM”), Erasable Programmable ROM (“EPROM”), Electrically  
10 Erasable Programmable ROM (“EEPROM”), flash memory or other solid state memory technology, CD-ROM, digital versatile disks (“DVD”), or other optical storage, magnetic cassettes, magnetic tape, magnetic disk storage or other magnetic storage devices, or any other medium which can be used to store data and which can be accessed by the compute resources **508**.

The other resource(s) **512** can include any other hardware resources that can be  
15 utilized by the compute resources(s) **508** and/or the memory resource(s) **510** to perform operations described herein. The other resource(s) **512** can include one or more input and/or output processors (e.g., network interface controller or wireless radio), one or more modems, one or more codec chipset, one or more pipeline processors, one or more fast Fourier  
20 transform (“FFT”) processors, one or more digital signal processors (“DSPs”), one or more speech synthesizers, and/or the like.

The hardware resources operating within the hardware resource layer **502** can be virtualized by one or more virtual machine monitors (“VMMs”) **514A-514K** (also known as “hypervisors”; hereinafter “VMMs **514**”) operating within the virtualization/control layer **504**  
25 to manage one or more virtual resources that reside in the virtual resource layer **506**. The VMMs **514** can be or can include software, firmware, and/or hardware that alone or in combination with other software, firmware, and/or hardware, manages one or more virtual resources operating within the virtual resource layer **506**.

The virtual resources operating within the virtual resource layer **506** can include  
30 abstractions of at least a portion of the compute resources **508**, the memory resources **510**, the other resources **512**, or any combination thereof. These abstractions are referred to herein as

virtual machines (“VMs”). In the illustrated embodiment, the virtual resource layer **506** includes VMs **516A-516N** (hereinafter “VMs **516**”). In some embodiments, one or more of the VMs **516** can execute, at least in part, the machine learning system **102**, the network data collection system **104**, and/or the machine learning data evaluation system **130**.

5           FIGURE **6** is a block diagram illustrating a computer system **600** configured to provide the functionality in accordance with various embodiments of the concepts and technologies disclosed herein. It should be understood, however, that modification to the architecture may be made to facilitate certain interactions among elements described herein. In some embodiments, the machine learning system **102**, the network data collection system  
10   **104**, and/or the machine learning data evaluation system **130** can be configured the same as or similar to the computer system **600**.

The computer system **600** includes a processing unit **602**, a memory **604**, one or more user interface devices **606**, one or more input/output (“I/O”) devices **608**, and one or more network devices **610**, each of which is operatively connected to a system bus **612**. The  
15   system bus **612** enables bi-directional communication between the processing unit **602**, the memory **604**, the user interface devices **606**, the I/O devices **608**, and the network devices **610**.

The processing unit **602** may be a standard central processor that performs arithmetic and logical operations, a more specific purpose programmable logic controller (“PLC”), a  
20   programmable gate array, or other type of processor known to those skilled in the art and suitable for controlling the operation of the server computer. Processing units are generally known, and therefore are not described in further detail herein.

The memory **604** communicates with the processing unit **602** via the system bus **612**. In some embodiments, the memory **604** is operatively connected to a memory controller (not  
25   shown) that enables communication with the processing unit **602** via the system bus **612**. The illustrated memory **604** includes an operating system **614** and one or more program modules **616**. The operating system **614** can include, but is not limited to, members of the WINDOWS, WINDOWS CE, and/or WINDOWS MOBILE families of operating systems from MICROSOFT CORPORATION, the LINUX family of operating systems, the  
30   SYMBIAN family of operating systems from SYMBIAN LIMITED, the BREW family of operating systems from QUALCOMM CORPORATION, the MAC OS, OS X, and/or iOS

families of operating systems from APPLE CORPORATION, the FREEBSD family of operating systems, the SOLARIS family of operating systems from ORACLE CORPORATION, other operating systems, and the like.

The program modules **616** may include various software and/or program modules to perform the various operations described herein. The program modules **616** and/or other programs can be embodied in computer-readable media containing instructions that, when executed by the processing unit **602**, perform various operations such as those described herein. According to embodiments, the program modules **616** may be embodied in hardware, software, firmware, or any combination thereof.

By way of example, and not limitation, computer-readable media may include any available computer storage media or communication media that can be accessed by the computer system **600**. Communication media includes computer-readable instructions, data structures, program modules, or other data in a modulated data signal such as a carrier wave or other transport mechanism and includes any delivery media. The term “modulated data signal” means a signal that has one or more of its characteristics changed or set in a manner as to encode information in the signal. By way of example, and not limitation, communication media includes wired media such as a wired network or direct-wired connection, and wireless media such as acoustic, RF, infrared and other wireless media. Combinations of the any of the above should also be included within the scope of computer-readable media.

Computer storage media includes volatile and non-volatile, removable and non-removable media implemented in any method or technology for storage of information such as computer-readable instructions, data structures, program modules, or other data. Computer storage media includes, but is not limited to, RAM, ROM, Erasable Programmable ROM (“EPROM”), Electrically Erasable Programmable ROM (“EEPROM”), flash memory or other solid state memory technology, CD-ROM, digital versatile disks (“DVD”), or other optical storage, magnetic cassettes, magnetic tape, magnetic disk storage or other magnetic storage devices, or any other medium which can be used to store the desired information and which can be accessed by the computer system **600**. In the claims, the phrase “computer storage medium” and variations thereof does not include waves or signals per se and/or communication media.

The user interface devices **606** may include one or more devices with which a user accesses the computer system **600**. The user interface devices **606** may include, but are not limited to, computers, servers, PDAs, cellular phones, or any suitable computing devices. The I/O devices **608** enable a user to interface with the program modules **616**. In one  
5 embodiment, the I/O devices **608** are operatively connected to an I/O controller (not shown) that enables communication with the processing unit **602** via the system bus **612**. The I/O devices **608** may include one or more input devices, such as, but not limited to, a keyboard, a mouse, or an electronic stylus. Further, the I/O devices **608** may include one or more output devices, such as, but not limited to, a display screen or a printer.

10 The network devices **610** enable the computer system **600** to communicate with other networks or remote systems via a network **618**. Examples of the network devices **610** include, but are not limited to, a modem, a radio frequency (“RF”) or infrared (“IR”) transceiver, a telephonic interface, a bridge, a router, or a network card. The network **618** may include a wireless network such as, but not limited to, a Wireless Local Area Network  
15 (“WLAN”), a Wireless Wide Area Network (“WWAN”), a Wireless Personal Area Network (“WPAN”) such as provided via BLUETOOTH technology, a Wireless Metropolitan Area Network (“WMAN”) such as a WiMAX network or metropolitan cellular network. Alternatively, the network **618** may be a wired network such as, but not limited to, a Wide Area Network (“WAN”), a wired Personal Area Network (“PAN”), or a wired Metropolitan  
20 Area Network (“MAN”). The network **618** can include the mobile communications network **108**.

Turning now to FIGURE 7, details of a network **700** are illustrated, according to an illustrative embodiment. The network **700** includes a cellular network **702**, a packet data network **704**, for example, the Internet, and a circuit switched network **706**, for example, a  
25 PSTN. The cellular network **702** includes various components such as, but not limited to, base transceiver stations (“BTSS”), Node-B’s or e-Node-B’s, base station controllers (“BSCs”), radio network controllers (“RNCs”), mobile switching centers (“MSCs”), mobile management entities (“MMEs”), short message service centers (“SMSCs”), multimedia messaging service centers (“MMSCs”), home location registers (“HLRs”), home subscriber  
30 servers (“HSSs”), visitor location registers (“VLRs”), charging platforms, billing platforms, voicemail platforms, GPRS core network components, location service nodes, an IP Multimedia Subsystem (“IMS”), and the like. The cellular network **702** also includes radios

and nodes for receiving and transmitting voice, data, and combinations thereof to and from radio transceivers, networks, the packet data network **704**, and the circuit switched network **706**. In some implementations, the cellular network **702** can include the mobile communications network **108**.

5 A mobile device **708**, such as, for example, a cellular telephone, a user equipment, a mobile terminal, a PDA, a laptop computer, a handheld computer, and combinations thereof, can be operatively connected to the cellular network **702**. The cellular network **702** can be configured as a 2G GSM network and can provide data communications via GPRS and/or EDGE. Additionally, or alternatively, the cellular network **702** can be configured as a 3G  
10 UMTS network and can provide data communications via the HSPA protocol family, for example, HSDPA, EUL (also referred to as HSUPA), and HSPA+. The cellular network **702** also is compatible with mobile communications standards such as LTE, or the like, as well as evolved and future mobile standards. The mobile device **708** can include the mobile communications device **110**.

15 The packet data network **704** includes various devices, for example, servers, computers, databases, and other devices in communication with another, as is generally known. The packet data network **704** devices are accessible via one or more network links. The servers often store various files that are provided to a requesting device such as, for example, a computer, a terminal, a smartphone, or the like. Typically, the requesting device  
20 includes software (a “browser”) for executing a web page in a format readable by the browser or other software. Other files and/or data may be accessible via “links” in the retrieved files, as is generally known. In some embodiments, the packet data network **704** includes or is in communication with the Internet. The circuit switched network **706** includes various hardware and software for providing circuit switched communications. The circuit switched  
25 network **706** may include, or may be, what is often referred to as a POTS. The functionality of a circuit switched network **706** or other circuit-switched network are generally known and will not be described herein in detail.

The illustrated cellular network **702** is shown in communication with the packet data network **704** and a circuit switched network **706**, though it should be appreciated that this is  
30 not necessarily the case. One or more Internet-capable devices **710**, for example, a PC, a laptop, a portable device, or another suitable device, can communicate with one or more cellular networks **702**, and devices connected thereto, through the packet data network **704**.

It also should be appreciated that the Internet-capable device **710** can communicate with the packet data network **704** through the circuit switched network **706**, the cellular network **702**, and/or via other networks (not illustrated).

As illustrated, a communications device **712**, for example, a telephone, facsimile machine, modem, computer, or the like, can be in communication with the circuit switched network **706**, and therethrough to the packet data network **704** and/or the cellular network **702**. It should be appreciated that the communications device **712** can be an Internet-capable device, and can be substantially similar to the Internet-capable device **710**.

Turning now to FIGURE **8**, an illustrative mobile device **800** and components thereof will be described. In some embodiments, the mobile communications device(s) **110** is/are configured the same as or similar to the mobile device **800**. While connections are not shown between the various components illustrated in FIGURE **8**, it should be understood that some, none, or all of the components illustrated in FIGURE **8** can be configured to interact with one other to carry out various device functions. In some embodiments, the components are arranged so as to communicate via one or more busses (not shown). Thus, it should be understood that FIGURE **8** and the following description are intended to provide a general understanding of a suitable environment in which various aspects of embodiments can be implemented, and should not be construed as being limiting in any way.

As illustrated in FIGURE **8**, the mobile device **800** can include a display **802** for displaying data. According to various embodiments, the display **802** can be configured to display various GUI elements, text, images, video, virtual keypads and/or keyboards, messaging data, notification messages, metadata, internet content, device status, time, date, calendar data, device preferences, map and location data, combinations thereof, and/or the like. The mobile device **800** also can include a processor **804** and a memory or other data storage device (“memory”) **806**. The processor **804** can be configured to process data and/or can execute computer-executable instructions stored in the memory **806**. The computer-executable instructions executed by the processor **804** can include, for example, an operating system **808**, one or more applications **810** (e.g., the applications **117**, **117'**), other computer-executable instructions stored in a memory **806**, or the like. In some embodiments, the applications **810** also can include a user interface (“UI”) application (not illustrated in FIGURE **8**).

The UI application can interface with the operating system **808** to facilitate user interaction with functionality and/or data stored at the mobile device **800** and/or stored elsewhere. In some embodiments, the operating system **808** can include a member of the SYMBIAN OS family of operating systems from SYMBIAN LIMITED, a member of the  
5 WINDOWS MOBILE OS and/or WINDOWS PHONE OS families of operating systems from MICROSOFT CORPORATION, a member of the PALM WEBOS family of operating systems from HEWLETT PACKARD CORPORATION, a member of the BLACKBERRY OS family of operating systems from RESEARCH IN MOTION LIMITED, a member of the IOS family of operating systems from APPLE INC., a member of the ANDROID OS family  
10 of operating systems from GOOGLE INC., and/or other operating systems. These operating systems are merely illustrative of some contemplated operating systems that may be used in accordance with various embodiments of the concepts and technologies described herein and therefore should not be construed as being limiting in any way.

The UI application can be executed by the processor **804** to aid a user in dialing  
15 telephone numbers, entering content, viewing account information, answering/initiating calls, entering/deleting data, entering and setting user IDs and passwords for device access, configuring settings, manipulating address book content and/or settings, multimode interaction, interacting with other applications **810**, and otherwise facilitating user interaction with the operating system **808**, the applications **810**, and/or other types or instances of data  
20 **812** that can be stored at the mobile device **800**. According to various embodiments, the data **812** can include, for example, telephone dialer applications, presence applications, visual voice mail applications, messaging applications, text-to-speech and speech-to-text applications, add-ons, plug-ins, email applications, music applications, video applications, camera applications, location-based service applications, power conservation applications,  
25 game applications, productivity applications, entertainment applications, enterprise applications, combinations thereof, and the like. The applications **810**, the data **812**, and/or portions thereof can be stored in the memory **806** and/or in a firmware **814**, and can be executed by the processor **804**. The firmware **814** also can store code for execution during device power up and power down operations. It can be appreciated that the firmware **814** can  
30 be stored in a volatile or non-volatile data storage device including, but not limited to, the memory **806** and/or a portion thereof.

The mobile device **800** also can include an input/output (“I/O”) interface **816**. The I/O interface **816** can be configured to support the input/output of data such as location information, user information, organization information, presence status information, user IDs, passwords, and application initiation (start-up) requests. In some embodiments, the I/O interface **816** can include a hardwire connection such as USB port, a mini-USB port, a micro-USB port, an audio jack, a PS2 port, an IEEE **1394** (“FIREWIRE”) port, a serial port, a parallel port, an Ethernet (RJ45) port, an RJ11 port, a proprietary port, combinations thereof, or the like. In some embodiments, the mobile device **800** can be configured to synchronize with another device to transfer content to and/or from the mobile device **800**. In some embodiments, the mobile device **800** can be configured to receive updates to one or more of the applications **810** via the I/O interface **816**, though this is not necessarily the case. In some embodiments, the I/O interface **816** accepts I/O devices such as keyboards, keypads, mice, interface tethers, printers, plotters, external storage, touch/multi-touch screens, touch pads, trackballs, joysticks, microphones, remote control devices, displays, projectors, medical equipment (e.g., stethoscopes, heart monitors, and other health metric monitors), modems, routers, external power sources, docking stations, combinations thereof, and the like. It should be appreciated that the I/O interface **816** may be used for communications between the mobile device **800** and a network device or local device.

The mobile device **800** also can include a communications component **818**. The communications component **818** can be configured to interface with the processor **804** to facilitate wired and/or wireless communications with one or more networks such as one or more IP access networks and/or one or more circuit access networks. In some embodiments, other networks include networks that utilize non-cellular wireless technologies such as WI-FI or WIMAX. In some embodiments, the communications component **818** includes a multimode communications subsystem for facilitating communications via the cellular network and one or more other networks. The communications component **818** can enable the mobile device **800**, embodied as the mobile communications device **110**, to communicate with the mobile communications network **108**. The airplane mode functionality described herein can be implemented by enabling/disabling the communications component **818** such the mobile device **800** is unable to communicate with the mobile communications network **108**.

The communications component **818**, in some embodiments, includes one or more transceivers. The one or more transceivers, if included, can be configured to communicate over the same and/or different wireless technology standards with respect to one another. For example, in some embodiments one or more of the transceivers of the communications component **818** may be configured to communicate using GSM, CDMA ONE, CDMA2000, LTE, and various other 2G, 2.5G, 3G, 4G, 5G, and greater generation technology standards. Moreover, the communications component **818** may facilitate communications over various channel access methods (which may or may not be used by the aforementioned standards) including, but not limited to, TDMA, FDMA, W-CDMA, OFDM, SDMA, and the like.

In addition, the communications component **818** may facilitate data communications using GPRS, EDGE, HSPA protocol family including HSDPA, EUL or otherwise termed HSUPA, HSPA+, and various other current and future wireless data access standards. In the illustrated embodiment, the communications component **818** can include a first transceiver (“TxRx”) **820A** that can operate in a first communications mode (e.g., GSM). The communications component **818** also can include an N<sup>th</sup> transceiver (“TxRx”) **820N** that can operate in a second communications mode relative to the first transceiver **820A** (e.g., UMTS). While two transceivers **820A-820N** (hereinafter collectively and/or generically referred to as “transceivers **820**”) are shown in FIGURE **8**, it should be appreciated that less than two, two, and/or more than two transceivers **820** can be included in the communications component **818**.

The communications component **818** also can include an alternative transceiver (“Alt TxRx”) **822** for supporting other types and/or standards of communications. According to various contemplated embodiments, the alternative transceiver **822** can communicate using various communications technologies such as, for example, WI-FI, WIMAX, BLUETOOTH, infrared, infrared data association (“IRDA”), near-field communications (“NFC”), other radio frequency (“RF”) technologies, combinations thereof, and the like.

In some embodiments, the communications component **818** also can facilitate reception from terrestrial radio networks, digital satellite radio networks, internet-based radio service networks, combinations thereof, and the like. The communications component **818** can process data from a network such as the Internet, an intranet, a broadband network, a WI-FI hotspot, an Internet service provider (“ISP”), a digital subscriber line (“DSL”) provider, a broadband provider, combinations thereof, or the like.

The mobile device **800** also can include one or more sensors **824**. The sensors **824** can include temperature sensors, light sensors, air quality sensors, movement sensors, orientation sensors, noise sensors, proximity sensors, or the like. As such, it should be understood that the sensors **824** can include, but are not limited to, accelerometers, magnetometers, gyroscopes, infrared sensors, noise sensors, microphones, combinations thereof, or the like. Additionally, audio capabilities for the mobile device **800** may be provided by an audio I/O component **826**. The audio I/O component **826** of the mobile device **800** can include one or more speakers for the output of audio signals, one or more microphones for the collection and/or input of audio signals, and/or other audio input and/or output devices.

The illustrated mobile device **800** also can include a subscriber identity module (“SIM”) system **828**. The SIM system **828** can include a universal SIM (“USIM”), a universal integrated circuit card (“UICC”) and/or other identity devices. The SIM system **828** can include and/or can be connected to or inserted into an interface such as a slot interface **830**. In some embodiments, the slot interface **830** can be configured to accept insertion of other identity cards or modules for accessing various types of networks. Additionally, or alternatively, the slot interface **830** can be configured to accept multiple subscriber identity cards. Because other devices and/or modules for identifying users and/or the mobile device **800** are contemplated, it should be understood that these embodiments are illustrative, and should not be construed as being limiting in any way.

The mobile device **800** also can include an image capture and processing system **832** (“image system”). The image system **832** can be configured to capture or otherwise obtain photos, videos, and/or other visual information. As such, the image system **832** can include cameras, lenses, charge-coupled devices (“CCDs”), combinations thereof, or the like. The mobile device **800** may also include a video system **834**. The video system **834** can be configured to capture, process, record, modify, and/or store video content. Photos and videos obtained using the image system **832** and the video system **834**, respectively, may be added as message content to a multimedia message service (“MMS”) message, email message, and sent to another mobile device. The video and/or photo content also can be shared with other devices via various types of data transfers via wired and/or wireless communication devices as described herein.

The mobile device **800** also can include one or more location components **836**. The location components **836** can be configured to send and/or receive signals to determine a geographic location of the mobile device **800**. According to various embodiments, the location components **836** can send and/or receive signals from GPS devices, assisted GPS (“A-GPS”) devices, WI-FI/WIMAX and/or cellular network triangulation data, combinations thereof, and the like. The location component **836** also can be configured to communicate with the communications component **818** to retrieve triangulation data for determining a location of the mobile device **800**. In some embodiments, the location component **836** can interface with cellular network nodes, telephone lines, satellites, location transmitters and/or beacons, wireless network transmitters and receivers, combinations thereof, and the like. In some embodiments, the location component **836** can include and/or can communicate with one or more of the sensors **824** such as a compass, an accelerometer, and/or a gyroscope to determine the orientation of the mobile device **800**. Using the location component **836**, the mobile device **800** can generate and/or receive data to identify its geographic location, or to transmit data used by other devices to determine the location of the mobile device **800**. The location component **836** may include multiple components for determining the location and/or orientation of the mobile device **800**.

The illustrated mobile device **800** also can include a power source **838**. The power source **838** can include one or more batteries, power supplies, power cells, and/or other power subsystems including alternating current (“AC”) and/or direct current (“DC”) power devices. The power source **838** also can interface with an external power system or charging equipment via a power I/O component **840**. Because the mobile device **800** can include additional and/or alternative components, the above embodiment should be understood as being illustrative of one possible operating environment for various embodiments of the concepts and technologies described herein. The described embodiment of the mobile device **800** is illustrative, and should not be construed as being limiting in any way.

Based on the foregoing, it should be appreciated that aspects of data harvesting for machine learning model training have been disclosed herein. Although the subject matter presented herein has been described in language specific to computer structural features, methodological and transformative acts, specific computing machinery, and computer-readable media, it is to be understood that the concepts and technologies disclosed herein are not necessarily limited to the specific features, acts, or media described herein. Rather, the

specific features, acts and mediums are disclosed as example forms of implementing the concepts and technologies disclosed herein.

5 The subject matter described above is provided by way of illustration only and should not be construed as limiting. Various modifications and changes may be made to the subject matter described herein without following the example embodiments and applications illustrated and described, and without departing from the true spirit and scope of the embodiments of the concepts and technologies disclosed herein.

## CLAIMS

We claim:

1. A network data collection system **104** comprising:  
a processor **602**; and  
5 a memory **604** having instructions stored thereon that, when executed by the processor **602**, cause the processor **602** to perform operations comprising:  
identifying a target data source location **112** from which to harvest data **106**  
for a machine learning system **102** to utilize during a machine learning model training  
process, wherein the data **106** is associated with a plurality of mobile communications  
10 devices **110** operating in communication with at least one base station of a mobile  
communications network **108** that serves the target data source location **112**,  
collecting the data **106**, and  
providing the data **106** to the machine learning system **102**, wherein the  
machine learning system **102** creates a training data set **118** for use during the  
15 machine learning model training process based, at least in part, upon the data **106**.
2. The network data collection system **104** of claim 1, wherein identifying the  
target data source location **112** comprises establishing a perimeter around an area containing  
the at least one base station.  
20
3. The network data collection system **104** of claim 2, wherein collecting the data  
**106** comprises collecting, from a collection point, network packets from the at least one base  
station positioned inside the perimeter.
- 25 4. The network data collection system **104** of claim 2, wherein collecting the data  
**106** comprises collecting, from at least one collection point, network packets from the at least  
one base station positioned inside the perimeter and at least one further base station  
positioned outside the perimeter; and filtering out a subset of the network packets that are  
collected from the at least one further base station positioned outside the perimeter.  
30
5. The network data collection system **104** of claim 1, wherein the data **106**  
comprises a plurality of requests associated with at least one application **117** executing on at  
least a portion of the plurality of mobile communications devices **110**.

6. The network data collection system **104** of claim 5, wherein the plurality of requests are generated after an airplane mode function is disabled on the portion of the plurality of mobile communications devices **110**.

5 7. The network data collection system **104** of claim 1, wherein the data **106** is responsive, at least in part, to a common action among users of the plurality of mobile communications devices **110**.

10 8. A computer-readable storage medium having computer-executable instructions stored thereon that, when executed by a processor **602**, cause the processor **602** to perform operations comprising:

15 identifying a target data source location **112** from which to harvest data **106** for a machine learning system **102** to utilize during a machine learning model training process, wherein the data **106** is associated with a plurality of mobile communications devices **110** operating in communication with at least one base station of a mobile communications network **108** that serves the target data source location **112**,

collecting the data **106**, and

20 providing the data **106** to the machine learning system **102**, wherein the machine learning system **102** creates a training data set **118** for use during the machine learning model training process based, at least in part, upon the data **106**.

25 9. The computer-readable storage medium of claim 8, wherein identifying the target data source location **112** comprises establishing a perimeter around an area containing the at least one base station.

10. The computer-readable storage medium of claim 9, wherein collecting the data **106** comprises collecting, from a collection point, network packets from the at least one base station positioned inside the perimeter.

30 11. The computer-readable storage medium of claim 9, wherein collecting the data **106** comprises collecting, from at least one collection point, network packets from the at least one base station positioned inside the perimeter and at least one further base station positioned outside the perimeter; and filtering out a subset of the network packets that are collected from the at least one further base station positioned outside the perimeter.

12. The computer-readable storage medium of claim 8, wherein the data **106** comprises a plurality of requests associated with at least one application **117** executing on at least a portion of the plurality of mobile communications devices **110**.

5 13. The computer-readable storage medium of claim 12, wherein the plurality of requests are generated after an airplane mode function is disabled on the portion of the plurality of mobile communications devices **110**.

10 14. The computer-readable storage medium of claim 8, wherein the data **106** is responsive, at least in part, to a common action among users of the plurality of mobile communications devices **110**.

15. A method comprising:

15 identifying, by a network data collection system **104** comprising a processor **602**, a target data source location **112** from which to harvest data **106** for a machine learning system **102** to utilize during a machine learning model training process, wherein the data **106** is associated with a plurality of mobile communications devices **110** operating in communication with at least one base station of a mobile communications network **108** that serves the target data source location **112**;

20 collecting, by the network data collection system **104**, the data **106**; and

providing, by the network data collection system **104**, the data **106** to the machine learning system **102**, wherein the machine learning system **102** creates a training data set **118** for use during the machine learning model training process based, at least in part, upon the data **106**.

25

16. The method of claim 15, wherein identifying the target data source location **112** comprises establishing a perimeter around an area containing the at least one base station.

30 17. The method of claim 16, wherein the area comprises an airport.

18. The method of claim 17, wherein the data **106** comprises a plurality of requests associated with at least one application **117** executing on at least a portion of the plurality of mobile communications devices **110**.

19. The method of claim 18, wherein the plurality of requests are generated after an airplane mode function is disabled on the portion of the plurality of mobile communications devices **110**.

5           20. The method of claim 15, wherein the data **106** is responsive, at least in part, to a common action among users of the plurality of mobile communications devices **110**.

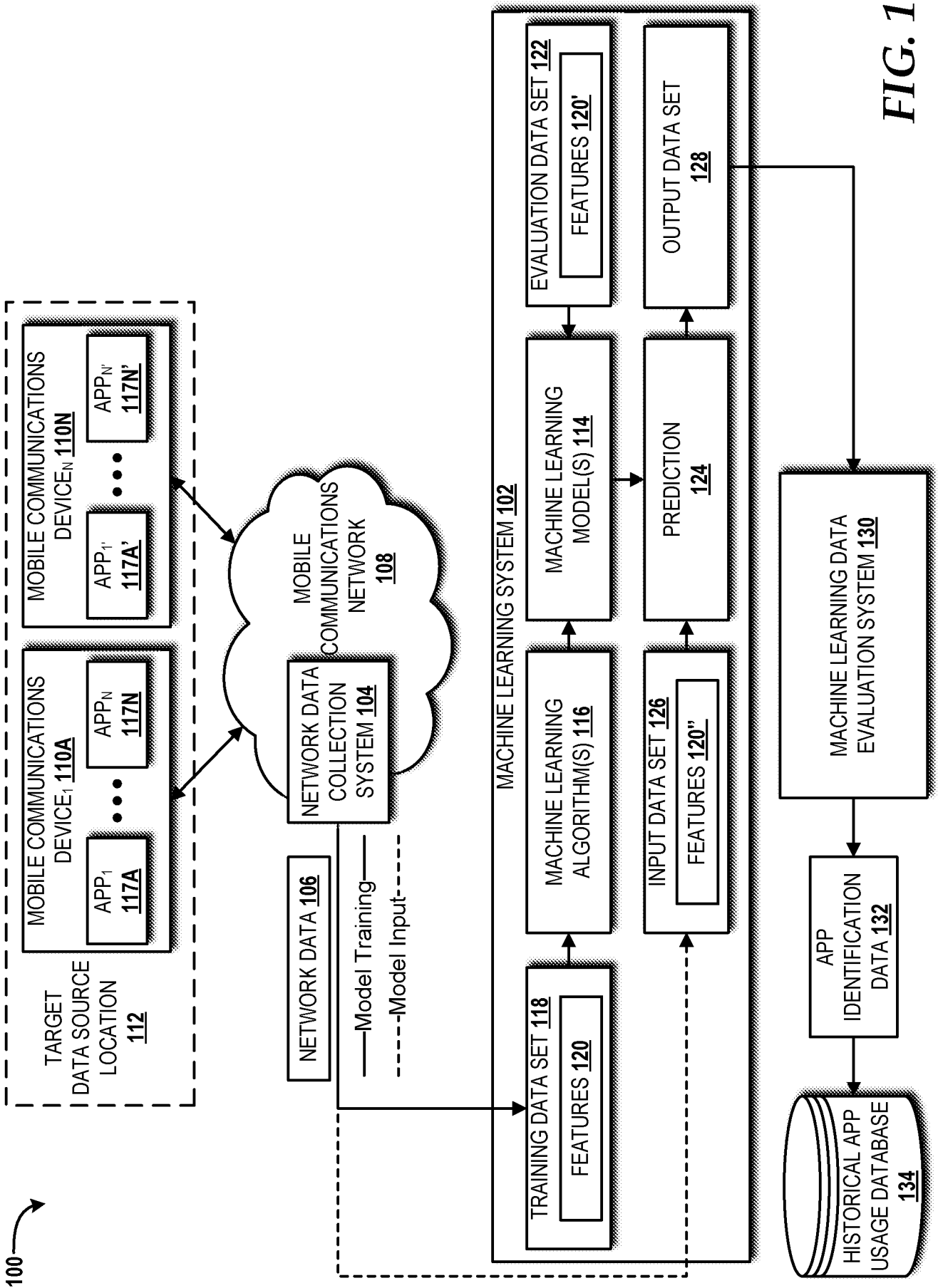
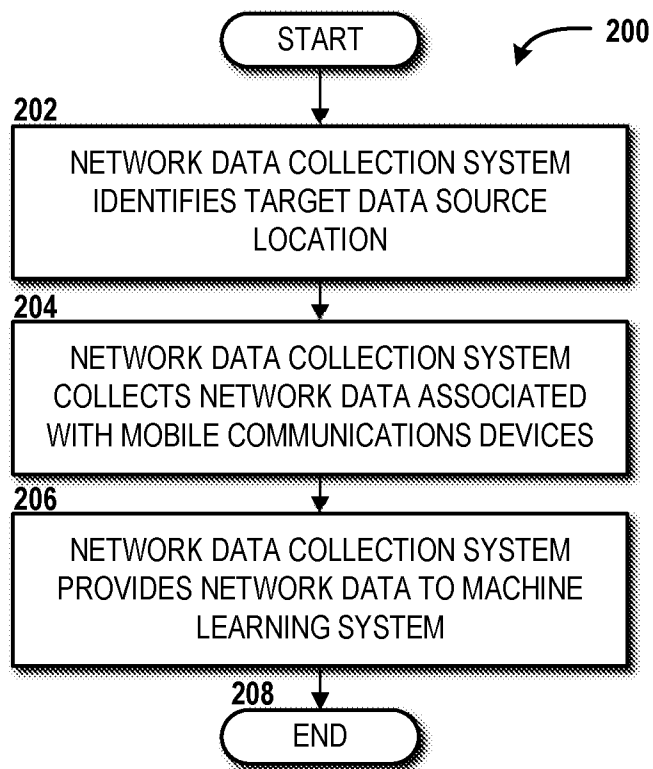


FIG. 1



**FIG. 2**

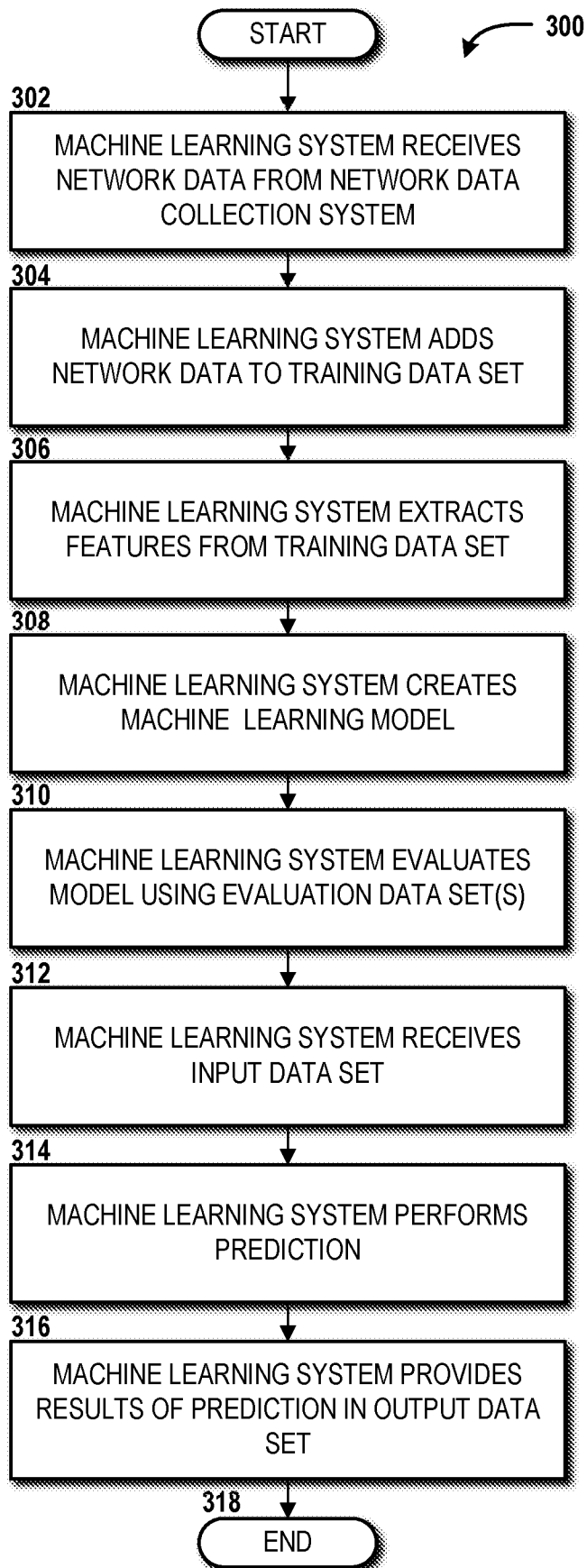
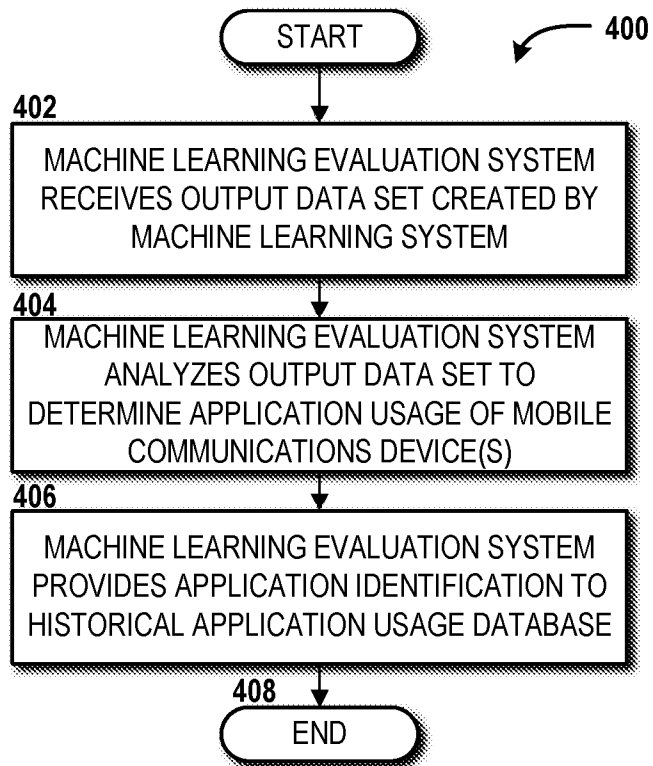
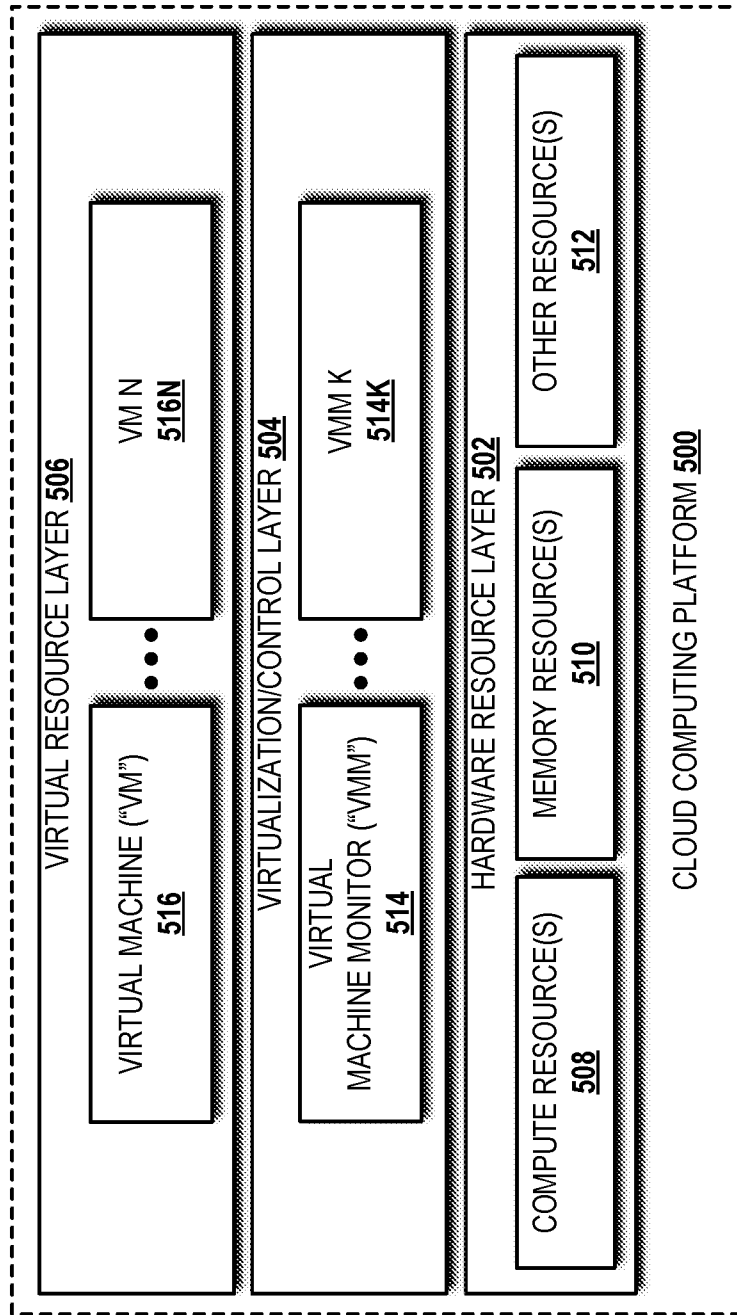


FIG. 3



**FIG. 4**



**FIG. 5**

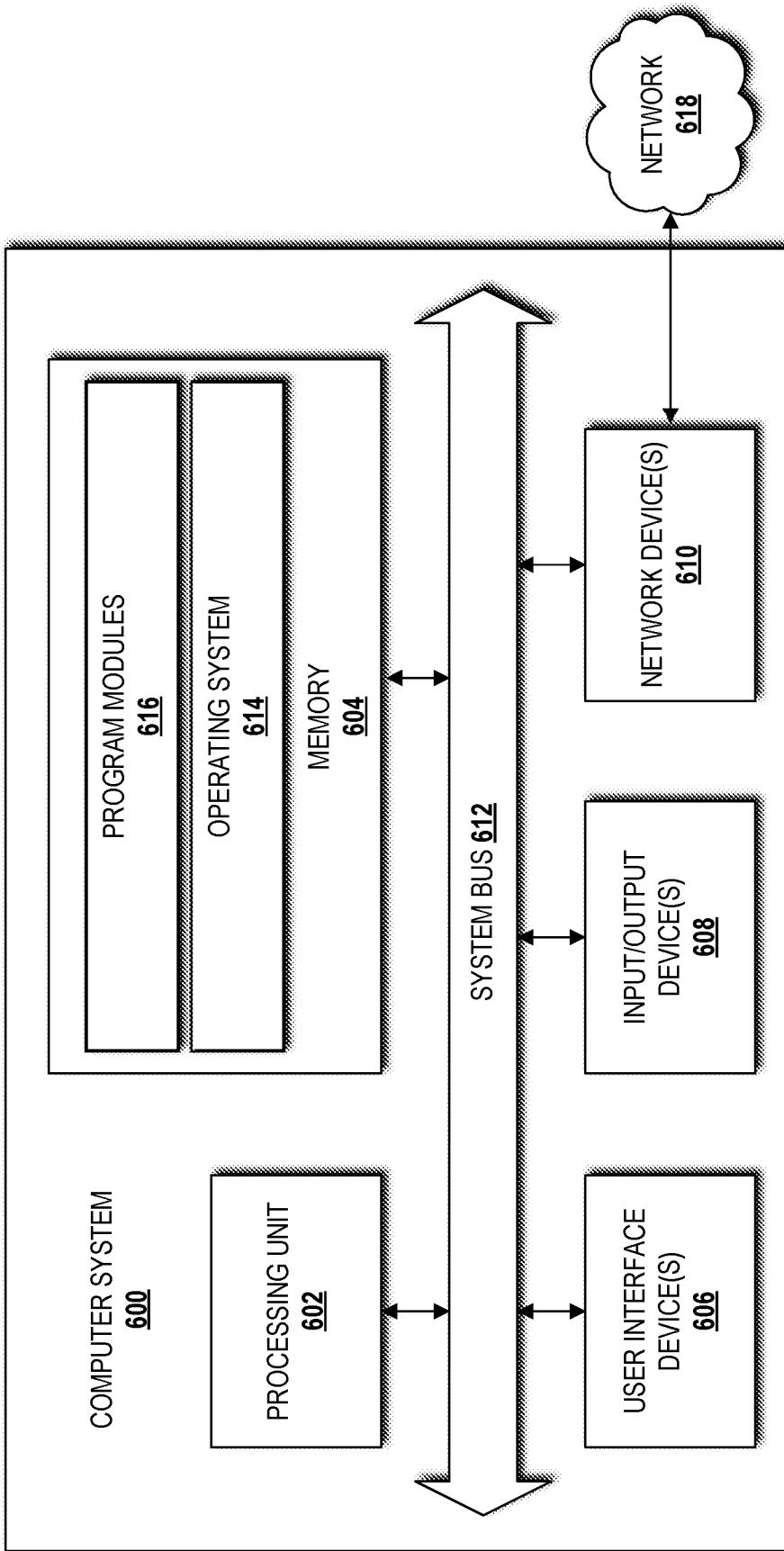


FIG. 6

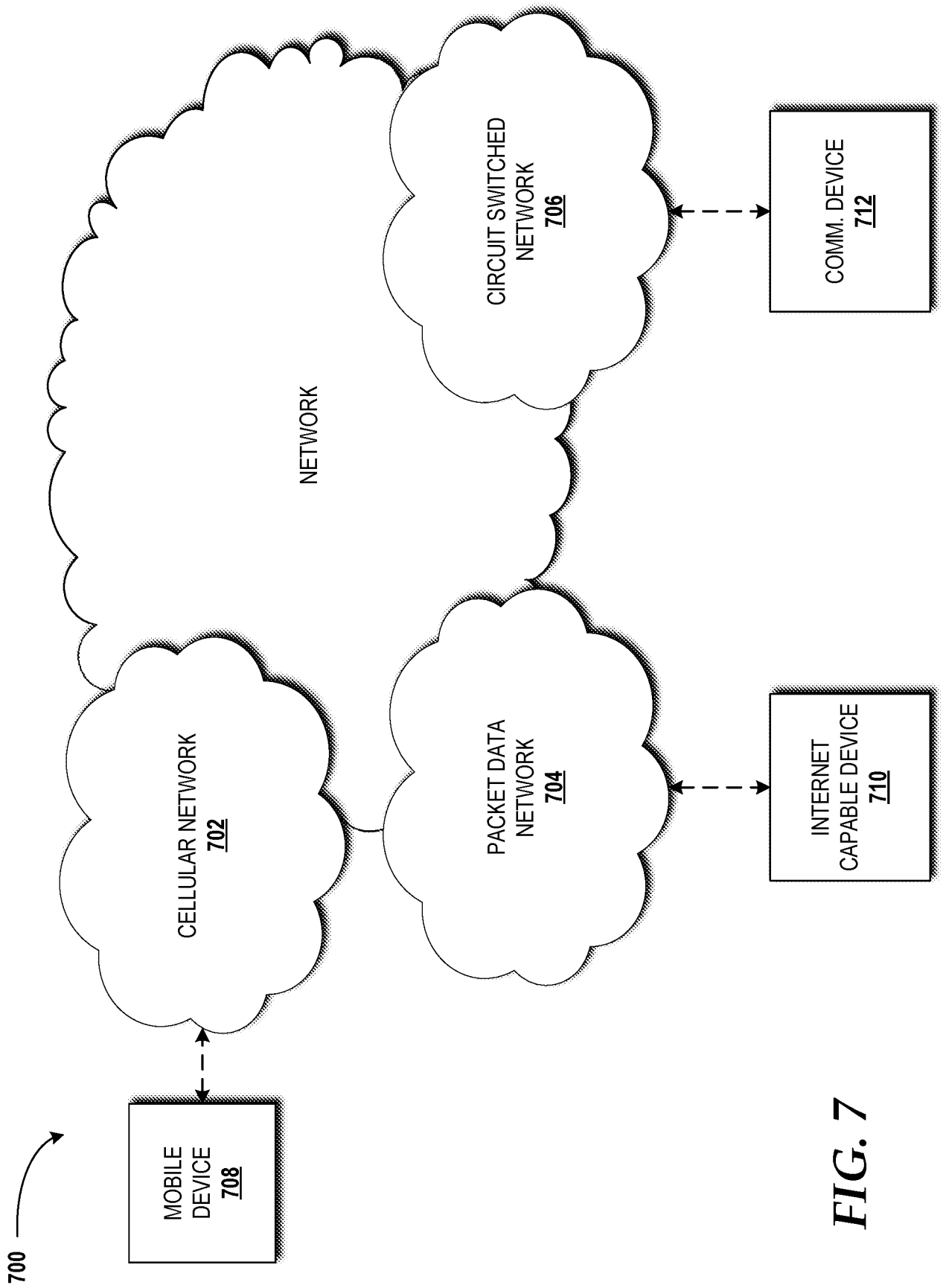


FIG. 7

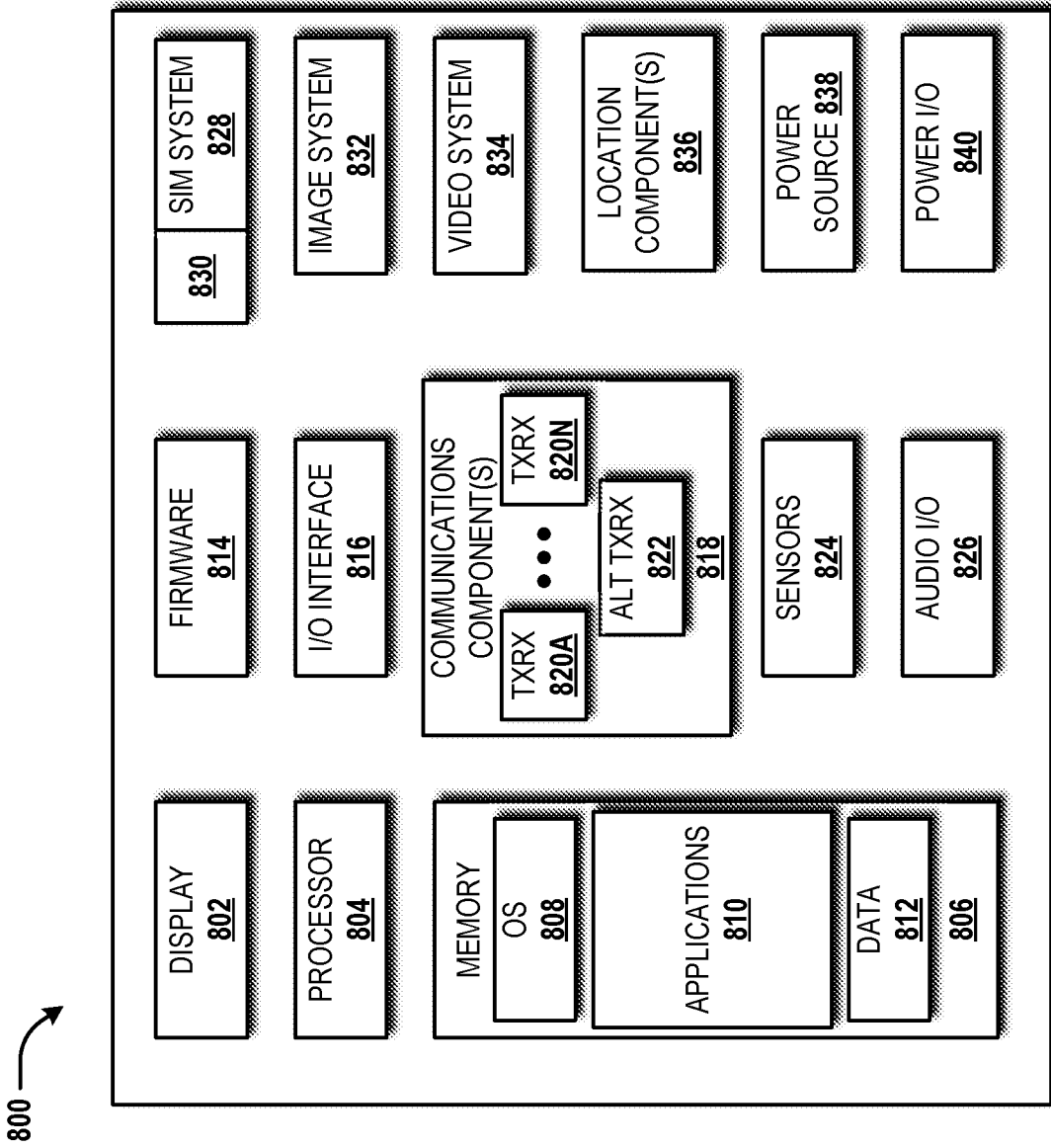


FIG. 8

INTERNATIONAL SEARCH REPORT

International application No  
PCT/US2019/051218

A. CLASSIFICATION OF SUBJECT MATTER  
INV. H04L12/24  
ADD.  
According to International Patent Classification (IPC) or to both national classification and IPC

B. FIELDS SEARCHED  
Minimum documentation searched (classification system followed by classification symbols)  
H04L

Documentation searched other than minimum documentation to the extent that such documents are included in the fields searched

Electronic data base consulted during the international search (name of data base and, where practicable, search terms used)  
EPO-Internal, WPI Data

C. DOCUMENTS CONSIDERED TO BE RELEVANT

Category*	Citation of document, with indication, where appropriate, of the relevant passages	Relevant to claim No.
X	US 10 039 016 B1 (LARISH BRYAN CHRISTOPHER [US] ET AL) 31 July 2018 (2018-07-31)	1-4, 8-11, 15-17
Y	column 2, line 4 - column 2, line 18	5,7,12,
A	column 2, line 35 - column 3, line 41	14,18,20
A	column 3, line 52 - column 3, line 59	6,13,19
	column 5, line 1 - column 7, line 63	
	column 9, line 12 - column 10, line 41	
	figures 1A-4, 7	
	-----	
Y	US 2014/237595 A1 (SRIDHARA VINAY [US] ET AL) 21 August 2014 (2014-08-21)	5,7,12, 14,18,20
A	page 7, paragraph 59 - page 13, paragraph 111	1-4, 8-11,13, 15-17,19
	figures 1-3	
	-----	
	-/--	

Further documents are listed in the continuation of Box C.

See patent family annex.

\* Special categories of cited documents :

"A" document defining the general state of the art which is not considered to be of particular relevance

"E" earlier application or patent but published on or after the international filing date

"L" document which may throw doubts on priority claim(s) or which is cited to establish the publication date of another citation or other special reason (as specified)

"O" document referring to an oral disclosure, use, exhibition or other means

"P" document published prior to the international filing date but later than the priority date claimed

"T" later document published after the international filing date or priority date and not in conflict with the application but cited to understand the principle or theory underlying the invention

"X" document of particular relevance; the claimed invention cannot be considered novel or cannot be considered to involve an inventive step when the document is taken alone

"Y" document of particular relevance; the claimed invention cannot be considered to involve an inventive step when the document is combined with one or more other such documents, such combination being obvious to a person skilled in the art

"&" document member of the same patent family

Date of the actual completion of the international search

5 December 2019

Date of mailing of the international search report

13/12/2019

Name and mailing address of the ISA/

European Patent Office, P.B. 5818 Patentlaan 2  
NL - 2280 HV Rijswijk  
Tel. (+31-70) 340-2040,  
Fax: (+31-70) 340-3016

Authorized officer

Koch, György

## INTERNATIONAL SEARCH REPORT

International application No  
PCT/US2019/051218

C(Continuation). DOCUMENTS CONSIDERED TO BE RELEVANT		
Category*	Citation of document, with indication, where appropriate, of the relevant passages	Relevant to claim No.
A	US 2018/121576 A1 (MOSHER JOHN HAROLD [US] ET AL) 3 May 2018 (2018-05-03) page 3, paragraph 26 - page 8, paragraph 68 figures 1, 2 -----	1-20
A	WO 2018/149898 A2 (ALCATEL LUCENT IRELAND LTD [IE]) 23 August 2018 (2018-08-23) page 7, paragraph 43 - page 8, paragraph 49 page 10, paragraph 60 - page 13, paragraph 78 figures 1, 3A, 4 -----	1-20

# INTERNATIONAL SEARCH REPORT

Information on patent family members

International application No PCT/US2019/051218
---

Patent document cited in search report	Publication date	Patent family member(s)	Publication date
US 10039016	B1	31-07-2018	NONE
-----			
US 2014237595	A1	21-08-2014	NONE
-----			
US 2018121576	A1	03-05-2018	NONE
-----			
WO 2018149898	A2	23-08-2018	CN 110521234 A 29-11-2019
			EP 3583797 A2 25-12-2019
			WO 2018149898 A2 23-08-2018
-----			