

(19) World Intellectual Property Organization
International Bureau



(43) International Publication Date
27 September 2007 (27.09.2007)

PCT

(10) International Publication Number
WO 2007/107469 A1

(51) International Patent Classification:

A61K 31/502 (2006.01) A61P 19/02 (2006.01)
A61P 11/06 (2006.01) A61P 25/00 (2006.01)

(21) International Application Number:

PCT/EP2007/052267

(22) International Filing Date: 12 March 2007 (12.03.2007)

(25) Filing Language: English

(26) Publication Language: English

(30) Priority Data:

60/784,134 20 March 2006 (20.03.2006) US

(71) Applicant (for all designated States except US): **F. HOFFMANN-LA ROCHE AG** [CH/CH]; Grenzacherstrasse 124, CH-4070 Basel (CH).

(72) Inventors; and

(75) Inventors/Applicants (for US only): **GOLDSTEIN, David Michael** [US/US]; 7045 Huntsfield Court, San Jose, CA 95120 (US). **RUETH, Matthias** [DE/DE]; Falkenstrasse 78, 82377 Penzberg (DE).

(74) Agent: **HEIROTH, Ulrike**; F.Hoffmann-La Roche AG, Grenzacherstrasse 124, CH-4070 Basel (CH).

(81) Designated States (unless otherwise indicated, for every kind of national protection available): AE, AG, AL, AM, AT, AU, AZ, BA, BB, BG, BR, BW, BY, BZ, CA, CH, CN, CO, CR, CU, CZ, DE, DK, DM, DZ, EC, EE, EG, ES, FI, GB, GD, GE, GH, GM, GT, HN, HR, HU, ID, IL, IN, IS, JP, KE, KG, KM, KN, KP, KR, KZ, LA, LC, LK, LR, LS, LT, LU, LY, MA, MD, MG, MK, MN, MW, MX, MY, MZ, NA, NG, NI, NO, NZ, OM, PG, PH, PL, PT, RO, RS, RU, SC, SD, SE, SG, SK, SL, SM, SV, SY, TJ, TM, TN, TR, TT, TZ, UA, UG, US, UZ, VC, VN, ZA, ZM, ZW.

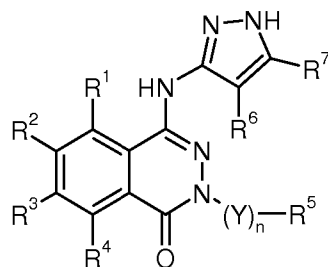
(84) Designated States (unless otherwise indicated, for every kind of regional protection available): ARIPO (BW, GH, GM, KE, LS, MW, MZ, NA, SD, SL, SZ, TZ, UG, ZM, ZW), Eurasian (AM, AZ, BY, KG, KZ, MD, RU, TJ, TM), European (AT, BE, BG, CH, CY, CZ, DE, DK, EE, ES, FI, FR, GB, GR, HU, IE, IS, IT, LT, LU, LV, MC, MT, NL, PL, PT, RO, SE, SI, SK, TR), OAPI (BF, BJ, CF, CG, CI, CM, GA, GN, GQ, GW, ML, MR, NE, SN, TD, TG).

Published:

— with international search report

For two-letter codes and other abbreviations, refer to the "Guidance Notes on Codes and Abbreviations" appearing at the beginning of each regular issue of the PCT Gazette.

(54) Title: METHODS OF INHIBITING BTK AND SYK PROTEIN KINASES



(I) (57) Abstract: Methods of inhibiting a tyrosine kinase wherein said tyrosine kinase is BTK or SYK comprising administering to a patient in need thereof a therapeutically effective amount of a compound according to formula (I) as described in claim 1 are disclosed. The compounds are useful for treating auto-immune and inflammatory diseases.



WO 2007/107469 A1

METHODS OF INHIBITING BTK AND SYK PROTEIN KINASES

The present invention relates to the use of novel phthalazinone derivatives for the treatment of auto-immune and inflammatory diseases caused by aberrant B-cell activation. The novel phthalazinone are useful for the treatment of asthma, rheumatoid arthritis,
5 systemic lupus erythematosus or multiple sclerosis.

Protein kinases constitute one of the largest families of human enzymes and regulate many different signaling processes by adding phosphate groups to proteins; particularly tyrosine kinases phosphorylate proteins on the alcohol moiety of tyrosine residues. The tyrosine kinase family includes members that control cell growth, migration, and differentiation.
10 Abnormal kinase activity has been implicated in a variety of human diseases including cancers, autoimmune and inflammatory diseases. Since protein kinases are among the key regulators of cell signaling they provide a means to modulate cellular function with small molecule inhibitors of kinase activity and thus make good drug design targets. In addition to treatment of kinase-mediated disease processes, selective and efficacious inhibitors of
15 kinase activity are also useful for investigation of cell signaling processes and identification of other cellular targets of therapeutic interest.

There is good evidence that B-cells play a key role in the pathogenesis of autoimmune and/or inflammatory disease. Protein-based therapeutics that deplete B cells such as Rituxan are effective against autoantibody-driven inflammatory diseases such as rheumatoid arthritis (Rastetter *et al. Annu Rev Med* 2004 55:477). Therefore inhibitors of the
20 protein kinases that play a role in B-cell activation should be useful therapeutics for B-cell mediated disease pathology such as autoantibody production.

Signaling through the B-cell receptor (BCR) controls a range of B-cell responses including proliferation and differentiation into mature antibody producing cells. The BCR is a key
25 regulatory point for B-cell activity and aberrant signaling can cause disregulated B-cell proliferation and formation of pathogenic autoantibodies that lead to multiple auto-immune and/or inflammatory diseases. Two non-receptor tyrosine kinases that are membrane proximal and immediately downstream from BCR are Spleen Tyrosine Kinase (SYK)

and Bruton's Tyrosine Kinase (BTK). Lack of either one of these kinases has been shown to block BCR signaling and therefore it is proposed that inhibition of either one or both of these targets would be a useful therapeutic approach to block B-cell mediated disease processes.

- 5 BTK is a member of the Tec family of tyrosine kinases, and has been shown to be a critical regulator of early B-cell development and mature B-cell activation and survival (Khan *et al. Immunity* 1995 3:283; Ellmeier *et al. J. Exp. Med.* 2000 192:1611). Mutation of BTK in humans leads to the condition X-linked agammaglobulinemia (XLA) (reviewed in Rosen *et al. New Eng. J. Med.* 1995 333:431 and Lindvall *et al. Immunol. Rev.* 2005 203:200). These
10 patients are immunocompromised and show impaired maturation of B-cells, decreased immunoglobulin and peripheral B-cell levels, diminished T-cell independent immune responses as well as attenuated calcium mobilization following BCR stimulation.

Evidence for a role for BTK in autoimmune and inflammatory diseases has also been provided by BTK-deficient mouse models. In preclinical murine models of systemic lupus erythematosus (SLE), BTK-deficient mice show marked amelioration of disease progression.
15 In addition, BTK-deficient mice are resistant to collagen-induced arthritis (Jansson and Holmdahl *Clin. Exp. Immunol.* 1993 94:459).

BTK is also expressed by cells other than B-cells that may be involved in disease processes. For example, BTK is expressed by mast cells and BTK-deficient bone marrow derived mast
20 cells demonstrate impaired antigen induced degranulation (Iwaki *et al. J. Biol. Chem.* 2005 280:40261). This shows BTK could be useful to treat pathological mast cell responses such as allergy and asthma. Also monocytes from XLA patients, in which BTK activity is absent, show decreased TNF alpha production following stimulation (Horwood *et al. J Exp Med* 197:1603, 2003). Therefore, TNF alpha mediated inflammation could be inhibited by small
25 molecule inhibitors of BTK. Also, BTK has been reported to play a role in apoptosis (Islam and Smith *Immunol Rev* 178:49, 2000) and thus BTK inhibitors would be useful for the treatment of certain B-cell lymphomas and leukemias (Feldhahn *et al. J Exp Med* 201:1837, 2005).

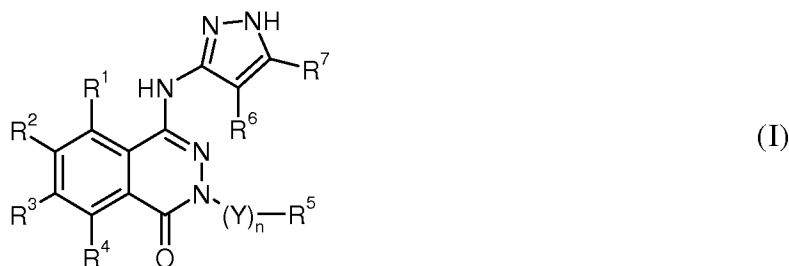
SYK is another non-receptor tyrosine kinase that is essential for B-cell activation through
30 BCR signaling. SYK become activated upon binding to phosphorylated BCR and thus initiates the early signaling events following BCR activation. Mice deficient in SYK exhibit an early block in B-cell development (Cheng *et al. Nature* 378:303, 1995; Turner *et al. Nature* 378:298, 1995). Therefore inhibition of SYK enzymatic activity in cells is proposed as a treatment for autoimmune disease through its effects on autoantibody production.

In addition to the role of SYK in BCR signaling and B-cell activation, it also plays a key role in FcεRI mediated mast cell degranulation and eosinophil activation. Thus, SYK is implicated in allergic disorders including asthma (reviewed in Wong et al. *Expert Opin Investig Drugs* 13:743, 2004). SYK binds to the phosphorylated gamma chain of FcεRI via its SH2 domains and is essential for downstream signaling (Taylor et al. *Mol. Cell. Biol.* 15:4149, 1995). SYK deficient mast cells demonstrate defective degranulation, arachidonic acid and cytokine secretion (Costello et al. *Oncogene* 13:2595, 1996). This also has been shown for pharmacologic agents that inhibit SYK activity in mast cells (Yamamoto et al. *J Pharmacol Exp Ther* 306:1174, 2003). Treatment with SYK antisense oligonucleotides inhibits antigen-induced infiltration of eosinophils and neutrophils in an animal model of asthma (Stenton et al. *J Immunol* 169:1028, 2002). SYK deficient eosinophils also show impaired activation in response to FcεR stimulation (Lach-Trifilieff et al. *Blood* 96:2506, 2000). Therefore, small molecule inhibitors of SYK will be useful for treatment of allergy-induced inflammatory diseases including asthma.

SYK kinase inhibitors have been shown to inhibit mast cell degranulation in cell based assays. (Lai et al., *Bioorg. Med. Chem. Lett.* 2003 13:3111-3114; Moriya et al. *Proc. Natl. Acad. Sci. USA* 1997 94:12539-12544; Yamamoto et al. *J. Pharmacol. Exp Ther.* 2003 306(3):1174-1181. A SYK inhibitor also was shown to inhibit antigen-induced passive cutaneous anaphylaxis, bronchoconstriction and bronchial edema in rats (Yamamoto *supra*).

In WO2006/032518, published March 30, 2006, Boyd et al. teach some examples of the phthalazinone compounds disclosed herein as inhibitors of Aurora kinase which are useful for treating cancer and particularly colorectal, breast, lung, prostate, pancreatic, gastric, bladder, cranial, neuroblastoma, cervical, kidney or renal cancer and melanoma.

The present invention relates to methods of treating a disease mediated by a tyrosine kinase wherein said tyrosine kinase is BTK or SYK comprising administering to a patient in need thereof a therapeutically effective amount of a compound according to formula I



wherein

- R^1 , R^2 and R^4 independently represent R^8-X -, C_{3-7} cycloalkyl- T^1 -, heterocyclyl- T^2 -, hydrogen, halogen, nitro, cyano, -OH, -NH₂, -NH-C(O)H, -C(O)OH, -C(O)NH₂, -S(O)₂NH₂, -NHC(O)NH₂, -C(O)NH-O-C₁₋₆alkyl, -C(O)N(C₁₋₆alkyl)-O-C₁₋₆alkyl, -NHC(O)NH-O-C₁₋₆alkyl, -NHC(O)N(C₁₋₆alkyl)-O-C₁₋₆alkyl, -S(O)₂NH-O-C₁₋₆alkyl, -S(O)₂N(C₁₋₆alkyl)-O-C₁₋₆alkyl, or C₁₋₆alkyl optionally substituted one or three times by halogen, hydroxy or alkoxy;
- R^3 is R^8-X -, R^9-X^1 -, $R^8-X^1(CH_2)_m$ -, $R^9-X^1(CH_2)_m$ -, C_{3-7} cycloalkyl- T^1 -, heterocyclyl- T^2 -, hydrogen, halogen, nitro, cyano, -OH, -NH₂, -NH-C(O)H, -C(O)OH, -C(O)NH₂, -S(O)₂NH₂, -NHC(O)NH₂, -C(O)NH-O-C₁₋₆alkyl, -C(O)N(C₁₋₆alkyl)-O-C₁₋₆alkyl, -NHC(O)NH-O-C₁₋₆alkyl, -NHC(O)N(C₁₋₆alkyl)-O-C₁₋₆alkyl, -S(O)₂NH-O-C₁₋₆alkyl, -S(O)₂N(C₁₋₆alkyl)-O-C₁₋₆alkyl, or C₁₋₆alkyl optionally substituted one or three times by halogen, hydroxy or alkoxy;
- R^8 is C_{3-7} cycloalkyl- T^1 -, heterocyclyl- T^2 -, aryl- T^3 -, heteroaryl- T^4 -, or C₁₋₆alkyl optionally substituted one to five times by halogen;
- R^9 is C₁₋₆alkyl wherein said alkyl is substituted one to three times by hydroxy, alkoxy, amino, C₁₋₆alkylamino, C₁₋₆dialkylamino, C₁₋₆alkylsulfanyl, C₁₋₆alkylsulfinyl, C₁₋₆alkylsulfonyl, C₁₋₆alkylsulfamoyl, C₁₋₆dialkylsulfamoyl, C₁₋₆alkylsulfonylamino or heterocyclylsulfonyl;
- X is -C(O)NH-, -C(O)N(alkyl)-, -N(alkyl)C(O)-, -NHC(O)-, -NHC(O)NH-, -NHC(O)N(alkyl)-, -OC(O)N(alkyl)-, -NHS(O)₂-, -S(O)₂NH-, -S(O)₂N(alkyl)-, -S(O)₂-, -S(O)-, -C(O)O-, -OC(O)-, -C(O)-, -NH-, -N(alkyl)-, -O- or -S-;
- X^1 is -S(O)₂-, -S(O)-, -OC(O)-, -C(O)-, -NH-, -N(alkyl)-, -O- or -S-;
- T^1 , T^2 , T^3 and T^4 independently represent a single bond or alkylene optionally substituted one or two times by hydroxy;
- R^5 is hydrogen, C₁₋₆alkyl being optionally substituted one or several times by halogen or alkoxy, heteroaryl, or phenyl, which is optionally substituted one or two times by halogen, -NO₂, -OH, -C(O)OH, -C(O)NH-aryl, -C(O)NH₂, -C(O)NH-C₁₋₆alkyl, -C(O)N(C₁₋₆alkyl)₂, -C(O)-heterocyclyl, -NH₂, -NHC(O)-aryl, -NHC(O)-C₃₋₇cycloalkyl, -NHC(O)-C₁₋₆alkyl, -N(C₁₋₆alkyl)C(O)-C₁₋₆alkyl, -NHC(O)O-C₁₋₆alkyl, -N(C₁₋₆alkyl)C(O)O-C₁₋₆alkyl, -NHC(O)-C₁₋₆alkoxyalkyl, -NH-S(O)₂-aryl, -NH-S(O)₂-C₁₋₆alkyl, -C(O)NH-S(O)₂-aryl, -C(O)NH-S(O)₂-C₁₋₆alkyl, -S(O)₂-alkyl, -NH-aryl, -O-aryl, -S(O)-aryl, aryl, heterocyclyl, C₃₋₇cycloalkyl, C₁₋₆alkyl, C₁₋₆alkoxy or C₁₋₆alkylsulfanyl, said alkyl, alkoxy and alkylsulfanyl groups being optionally substituted one or three times by halogen; naphthyl optionally independently substituted with one to three halogens, phenyl independently substituted with three halogens; 1,3-dihydro-isobenzofuranyl, benzo[1,3]dioxol-5-yl, C₃₋₇cycloalkyl or C₁₋₆alkenyl;
- Y is alkylene, alkylene-C(O)- or alkylene-CH(OH)-;

- m is 1 to 5;
n is 0 or 1;
R⁶ is hydrogen, C₁₋₆alkyl, cyano or halogen; and
R⁷ is hydrogen, C₁₋₆alkyl or C₃₋₇cycloalkyl;
5 or a pharmaceutically acceptable salt thereof.

Tyrosine kinase inhibitors of formula I are useful in the treatment of allergy-induced inflammatory disease. Among the diseases that can be alleviated by administration of a therapeutically effective amount of a compound of formula I are allergy-induced inflammatory diseases including asthma, systemic lupus erythematosus and multiple sclerosis.

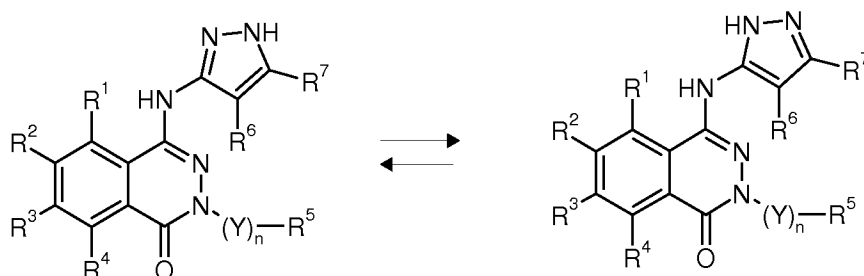
- 10 Compounds of the present invention also are beneficial in the treatment of rheumatoid arthritis

The compounds according to this invention show activity as protein kinase inhibitors. Many diseases are associated with abnormal cellular responses triggered by protein kinase mediated events. These diseases include autoimmune diseases, inflammatory diseases,
15 neurological and neurodegenerative diseases, cancer, cardiovascular diseases, allergies and asthma, Alzheimer's disease or hormone-related diseases. Accordingly, there has been a substantial effort in medicinal chemistry to find protein kinase inhibitors that are effective as therapeutic agents.

- The compounds according to this invention in particular show activity as BTK and SYK in-
20 hibitors, and may therefore be useful for the treatment of diseases mediated by these kinases. Inhibition of BTK and/or SYK blocks B-cell receptor (BCR) signaling and resulting B-cell maturation and activation. This indicates BTK and SYK inhibitors will be useful in the treatment of autoimmune diseases such as rheumatoid arthritis, multiple sclerosis and systemic lupus erythematosus. In addition, inhibitors of SYK in particular
25 have utility as treatments of allergic inflammation including asthma. Both kinases have been linked to regulation of apoptosis and may be useful treatments for lymphomas or leukemias. In particular, BTK has recently been implicated in certain Philadelphia positive cases of acute myelogenous leukemia (AML) and thus may be an effective treatment for certain subsets of AML patients.

- 30 The present invention includes methods of treating inflammatory and auto-immune diseases with compounds of formula I and all tautomers, pharmaceutically acceptable salts, enantiomeric forms, diastereoisomers and racemates thereof, their use as BTK and SYK inhibitors. For example, the pyrazole ring of formula I can exist in two tautomeric forms

as shown here below and the present invention contemplates treating inflammatory and auto-immune with all tautomers:



The phrase "as defined herein above" refers to the broadest definition for each group as provided in the broadest claim. In all other embodiments provided below, substituents which can be present in each embodiment and which are not explicitly defined retain the broadest definition provided in the Summary of the Invention.

The phrase "a" or "an" entity as used herein refers to one or more of that entity; e.g., a compound refers to one or more compounds or at least one compound. As such, the terms "a" (or "an"), "one or more", and "at least one" can be used interchangeably herein.

In one embodiment of the present invention there is provided a method for treating a disease mediated by the tyrosine kinases BTK and/or SYK comprising administering to a patient in need thereof a therapeutically effective amount of a compound according to formula I wherein R^1 , R^2 , R^3 , R^4 , R^5 , R^6 , R^7 , R^8 , R^9 , T^1 , T^2 , T^3 , T^4 , X , X^1 , Y , m and n are as defined herein above.

In another embodiment of the present invention there is provided a method for treating a disease mediated by the tyrosine kinases BTK and/or SYK comprising administering to a patient in need thereof a therapeutically effective amount of a compound according to formula I wherein R^1 , R^2 , R^4 and R^6 are hydrogen; R^3 is heterocyclyl- T^2 , R^8 - X -, R^9 - X^1 -, $H(O)CNH$ - or C_{1-6} alkyl optionally substituted by hydroxyl; R^8 is heterocyclyl- T^2 ; heterocyclyl is piperidine, piperazine, N -methylpiperazine or morpholine; T^2 is a single bond; X is $-O$ -, $-N(C_{1-6}alkyl)$ -, $-C(O)NH$ - or $-C(O)N(C_{1-6}alkyl)$ -; either n is 0 and R^5 is $C_{1-6}alkyl$, or n is 1, Y is $C_{1-6}alkylene$ and R^5 is optionally substituted phenyl; R^7 is $C_{1-3}alkyl$.

In another embodiment of the present invention there is provided a method for treating a disease mediated by BTK comprising administering to a patient in need thereof a therapeutically effective amount of a compound according to formula I wherein R^1 , R^2 , R^3 , R^4 , R^5 , R^6 , R^7 , R^8 , R^9 , T^1 , T^2 , T^3 , T^4 , X , X^1 , Y , m and n are as defined herein above.

In another embodiment of the present invention there is provided a method for treating a disease mediated by SYK comprising administering to a patient in need thereof a therapeutically effective amount of a compound according to formula I wherein $R^1, R^2, R^3, R^4, R^5, R^6, R^7, R^8, R^9, T^1, T^2, T^3, T^4, X, X^1, Y, m$ and n are as defined herein above.

5 In yet another embodiment of the present invention there is provided a method for treating an allergy-induced inflammatory disease comprising administering to a patient in need thereof a therapeutically effective amount of a compound according to formula I wherein $R^1, R^2, R^3, R^4, R^5, R^6, R^7, R^8, R^9, T^1, T^2, T^3, T^4, X, X^1, Y, m$ and n are as defined herein above.

10 In yet another embodiment of the present invention there is provided a method for treating asthma comprising administering to a patient in need thereof a therapeutically effective amount of a compound according to formula I wherein $R^1, R^2, R^3, R^4, R^5, R^6, R^7, R^8, R^9, T^1, T^2, T^3, T^4, X, X^1, Y, m$ and n are as defined herein above.

In yet another embodiment of the present invention there is provided a method for treating systemic lupus erythematosus or multiple sclerosis comprising administering to a patient in need thereof a therapeutically effective amount of a compound according to formula I wherein $R^1, R^2, R^3, R^4, R^5, R^6, R^7, R^8, R^9, T^1, T^2, T^3, T^4, X, X^1, Y, m$ and n are as defined herein above.

In yet another embodiment of the present invention there is provided a method for treating rheumatoid arthritis comprising administering to a patient in need thereof a therapeutically effective amount of a compound according to formula I wherein $R^1, R^2, R^3, R^4, R^5, R^6, R^7, R^8, R^9, T^1, T^2, T^3, T^4, X, X^1, Y, m$ and n are as defined herein above.

As used herein, the term "alkyl" means a saturated, straight-chain or branched-chain hydrocarbon containing from 1 to 6, preferably from 1 to 4, more preferred 1 or 2, carbon atoms, such as methyl, ethyl, n-propyl, isopropyl, n-butyl, 2-butyl, t-butyl.

As used herein, the term "alkoxy" means an alkyl group as defined above which is connected via an oxygen atom.

As used herein, the term "alkylsulfanyl" means an alkyl group as defined above which is connected via a sulfur atom.

30 If said alkyl, alkoxy or alkylsulfanyl group is substituted one or several times by halogen, it is substituted one to five, preferably one to three times by chlorine or fluorine, preferably

by fluorine. Examples are difluoromethyl, trifluoromethyl, 2,2,2-trifluoroethyl, perfluoroethyl, 2,2,2-trichloroethyl, 2-chloro-ethyl, 3-chloro-propyl and the like, preferably difluoromethyl, trifluoromethyl, 2,2,2-trifluoroethyl or perfluoroethyl. The term "haloalkyl" as used herein refers to an alkyl group as defined herein substituted by 1 to 5 halogens.

- 5 If said alkyl is substituted one or several times by hydroxy or alkoxy it is substituted one to three, preferably one to two times by hydroxy or alkoxy. Examples are e.g. hydroxymethyl, 2-hydroxy-butyl, 2-hydroxy-ethyl, 1-hydroxy-ethyl, 2-hydroxy-propyl, 3-hydroxy-butyl, 2,3-dihydroxy-propyl, 2,3-dihydroxy-butyl, 1,2,3-trihydroxy-propyl, 2-hydroxypentyl, methoxy-methyl, ethoxy-methyl, 2-methoxy-ethyl, 2-ethoxy-ethyl, 4-methoxy-
- 10 butyl, 2-methoxy-butyl, 2-ethoxy-propyl, 3-propoxy-butyl, 2,3-dimethoxy-propyl, 2-ethoxy-3-methoxy-propyl, 2,3-diethoxy-butyl, 1,2,3-trimethoxy-propyl, 2-methoxy-pentyl and the like. The term "hydroxyalkyl" as used herein refers to an alkyl group as herein defined substituted with 1 to 3 hydroxy groups.

- As used herein, the term "alkylene" means a saturated, straight-chain or branched-chain,
- 15 preferably straight-chain hydrocarbon containing from 1 to 5, preferably from 1 to 3, carbon atoms, such as methylene, ethylene, trimethylene (1,3-propylene); tetramethylene (butylene), pentamethylene, methyl-methylene, methyl-ethylene (1,2-propylene), ethylethylene, propyl-ethylene, 1-methyl-trimethylene, 2-methyl-trimethylene, 1-ethyltrimethylene, 2-ethyl-trimethylene.

- 20 Preferably Y represents methylene or ethylene and more preferred methylene.

- As used herein, the term "alkenyl" means an unsaturated, straight-chain or branched-chain, preferably straight-chain hydrocarbon containing from 2 to 6, preferably from 2 to 4, carbon atoms. Examples of such "alkenyl" are vinyl (ethenyl), allyl, isopropenyl, 2-butenyl, 3-butenylene, 3-methyl-2-butenyl, 2-pentenyl, 3-pentenyl, 4-pentenyl, 4-methyl-3-
- 25 pentenyl, 2-hexenyl, 3-hexenyl, 4-hexenyl and 5-hexenylene, preferably allyl.

The term "halogen" as used herein means fluorine, chlorine, bromine and iodine, preferably fluorine, chlorine or bromine and more preferred fluorine and chlorine.

- The term "aryl" as used herein means a phenyl or naphthyl, e.g. 1-naphthyl, 2-naphthyl or 3-naphthyl and preferably a phenyl group. Such aryl group can be optionally substituted
- 30 one to three, preferably one or two times by a) alkyl, b) halogenated alkyl, c) halogen, preferably by chlorine or fluorine, d) cyano, e) alkoxy, f) halogenated alkoxy, g) -C(O)-alkyl, preferably acetyl, h) alkylsulfonyl, i) hydroxy, j) amino or k) nitro. Preferably the aryl is optionally substituted by a) alkyl, b) halogenated alkyl, c) halogen, d) cyano, e)

alkoxy, f) halogenated alkoxy or i) hydroxy. More preferred the aryl is optionally substituted by a) alkyl, b) halogenated alkyl, c) halogen, d) cyano, e) alkoxy, f) halogenated alkoxy or i) hydroxy. In one embodiment of the invention the aryl group as defined in R⁸ is optionally substituted one to three times as described above while the aryl groups in R⁵ are unsubstituted. Even more preferably all aryl groups are unsubstituted. Examples of substituted aryl groups are e.g. 4-methyl-phenyl, 3-methyl-phenyl, 2-methyl-phenyl, 4-chloro-phenyl, 3-chloro-phenyl, 2-chloro-phenyl, 4-fluoro-phenyl, 2-fluoro-phenyl, 4-trifluoromethyl-phenyl, 4-trifluoromethyl-2-fluoro-phenyl, 3-trifluoromethyl-phenyl, 4-trifluoromethoxy-phenyl, 3-trifluoromethoxy-phenyl, 4-cyano-phenyl, 3-cyano-phenyl, 4-amino-phenyl, 3-hydroxy-phenyl, 4-acetyl-phenyl, 4-acetyl-2-methyl-phenyl and the like.

The term "heteroaryl" means a mono- or bicyclic aromatic ring with 5 to 10 ring atoms, which contains up to 3, preferably 1 or 2 heteroatoms selected independently from N, O or S and the remaining ring atoms being carbon atoms. Such heteroaryl group can be optionally substituted one to three, preferably one or two times by a) alkyl, which is defined as above, preferably by methyl, b) halogenated alkyl, c) halogen, preferably by chlorine or fluorine, d) cyano, e) alkoxy, f) halogenated alkoxy. Preferably the heteroaryl is optionally substituted by a) alkyl, b) halogenated alkyl, c) halogen, d) cyano, e) alkoxy, f) halogenated alkoxy or i) hydroxy. More preferred the heteroaryl is optionally substituted by a) alkyl, b) halogenated alkyl, c) halogen, d) cyano, e) alkoxy, f) halogenated alkoxy or i) hydroxy. Even more preferred the heteroaryl is optionally substituted by alkyl. Examples of such heteroaryl groups are thiophenyl, methylthiophenyl, pyrazolyl, dimethylisoxazolyl, pyridyl, benzothiophenyl, indolyl, furyl, pyrrolyl, imidazolyl, pyrimidyl, pyrazinyl, pyridazinyl, triazinyl, oxazolyl, isoxazolyl, thiazolyl, methylthiazolyl, isothiazolyl, thiadiazolyl, oxadiazolyl, triazolyl, quinolyl, isoquinolyl, benzofuranyl and the like, preferably thiazolyl, methylthiazolyl, pyridyl, methylpyridyl, trifluoromethyl-pyridyl, pyrimidyl, triazolyl, methyltriazolyl or thiadiazolyl, more preferred pyridyl or methylthiazolyl.

The term "cycloalkyl" means a monocyclic saturated hydrocarbon ring with 3 to 7, preferably 3 to 5, ring atoms. Such monocyclic saturated hydrocarbon ring can be optionally substituted one to three, preferably one or two times by alkyl, preferably by methyl. Preferably the cycloalkyl is unsubstituted. Examples of such saturated carbocyclic groups are cyclopropyl, 1-methyl-cycloprop-1-yl, cyclobutyl, cyclopentyl, cyclohexyl, 3,3-dimethyl-cyclohex-1-yl, and cycloheptyl, preferably cyclopropyl, preferably cyclopropyl, cyclobutyl, and cycloheptyl, more preferred cyclopropyl.

The term "heterocyclyl" means a saturated, monocyclic ring with 5 to 6 ring atoms which contains up to 3, preferably 1 or 2 heteroatoms selected independently from N, O or S and

the remaining ring atoms being carbon atoms. Such saturated heterocyclic group can be optionally substituted one to three, preferably one or two times by a) alkyl, which is defined as above, preferably by methyl, b) -C(O)-alkyl, preferably acetyl, c) oxo or d) -S(O)₂-alkyl. Preferably the heterocyclic group can be optionally substituted by alkyl.

- 5 Examples of such saturated heterocyclic groups are pyrrolidinyl, morpholinyl, thiomorpholinyl, 1,1-dioxo-1λ⁶-thiomorpholin-4-yl (or 1,1-dioxido-thiomorpholin-4-yl), piperazinyl, N-methyl-piperazinyl, N-acetyl-piperazinyl, 3-oxo-piperazin-1-yl, 2-oxo-piperazin-1-yl, piperidyl, oxazolidinyl, thiazolidinyl and the like, preferably morpholinyl, piperazinyl, N-methyl-piperazinyl or N-acetyl-piperazinyl, and especially morpholinyl, N-
10 methyl-piperazinyl or piperidyl.

- Commonly used abbreviations herein include: N,N'-dicyclohexylcarbodiimide (DCC), 1,2-dichloroethane (DCE), dichloromethane (DCM), di-*iso*-propylethylamine (DIPEA), N,N-dimethylformamide (DMF), dimethyl sulfoxide (DMSO), 1-(3-dimethylaminopropyl)-3-ethylcarbodiimide hydrochloride (EDCI), ethyl (Et), ethyl acetate (EtOAc), ethanol
15 (EtOH), acetic acid (HOAc), *iso*-propanol (IPA), methanol (MeOH), melting point (mp), acetonitrile (MeCN), mass spectrum (ms or MS), N-methylpyrrolidone (NMP), positive electrospray ionization mode (ESI+), room temperature (RT), triethylamine (TEA or Et₃N), trifluoroacetic acid (TFA), tetrahydrofuran (THF). Conventional nomenclature including the prefixes *normal* (*n*), *iso* (*i*-), *secondary* (*sec*-), *tertiary* (*tert*-) and *neo* have
20 their customary meaning when used with an alkyl moiety. (Rigaudy and Klesney, *Nomenclature in Organic Chemistry*, IUPAC 1979 Pergamon Press, Oxford.).

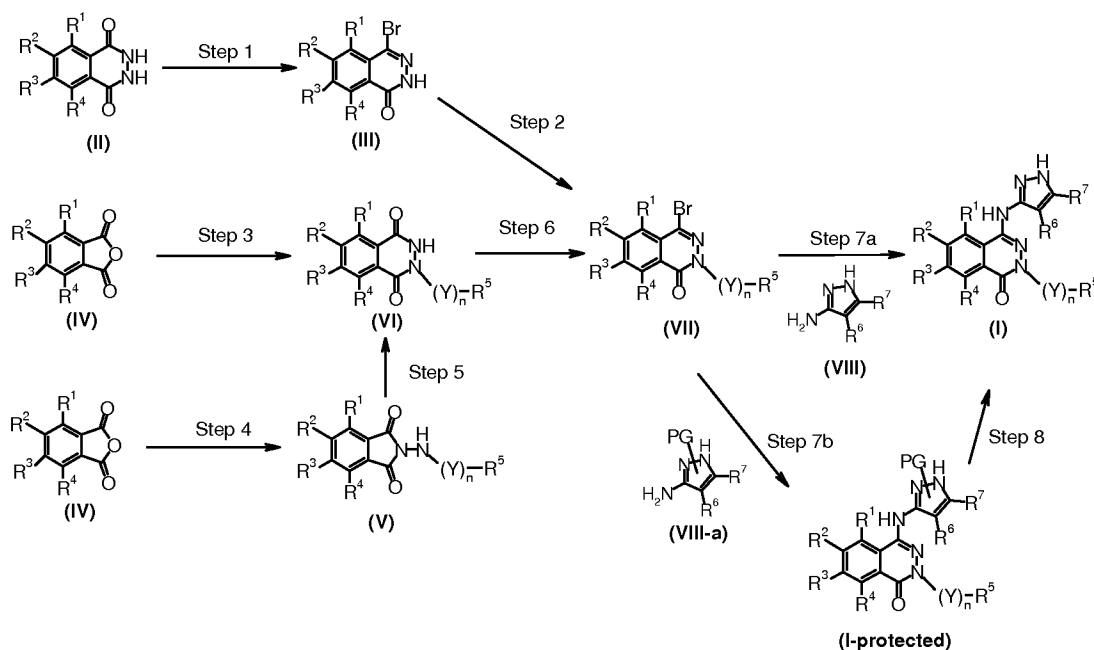
The term "pharmaceutically acceptable salt" is as used below.

- The term "therapeutically effective" or "therapeutically effective amount" as used herein means an amount of at least one compound of Formula 1, or a pharmaceutically acceptable salt thereof that significantly inhibits proliferation and/or prevents differentiation of
25 B-cells.

- As used herein, in relation to nuclear magnetic resonance (NMR) the term "D₆-DMSO" refers to deuterated dimethylsulfoxide; the term "CDCl₃" refers to deuterated chloroform; the term "C₆D₆" refers to deuterated benzene; and the term "CD₃OD" refers to deuterated
30 MeOH.

The amino pyrazole derivatives of the general formula I, or a pharmaceutically acceptable salt thereof, may be prepared by any process known to be applicable for the preparation of chemically-related compounds by one skilled in the art. Such processes, when used to pre-

pare the amino pyrazole derivatives of formula I, or a pharmaceutically-acceptable salt thereof, are provided as a further feature of the invention and are illustrated by the following schemes 1, 2, 3, 4, 5 and 6 in which, unless otherwise stated, R^1 , R^2 , R^3 , R^4 , R^5 , R^6 , R^7 , R^8 , R^9 , T^1 , T^2 , T^3 , T^4 , X , X^1 , Y , n , have the significance given herein before. Necessary starting materials may be obtained by standard procedures of organic chemistry. The preparation of such starting materials is described within the accompanying non-limiting examples. Alternatively necessary starting materials are obtainable by analogous procedures to those illustrated which are within the ordinary skill of an organic chemist.



10 Scheme 1

A method for the synthesis of the compounds of formula I starts from the corresponding phthalazine diones of formula II. Step 1 of the reaction sequence (scheme 1) is a two step process in which a dibromination is followed by a monohydrolysis, yielding the 4-bromophthalazinone derivatives of formula III. The first step (dibromination) is typically carried out without solvent, or in solvents like dichloromethane (DCM), dichloroethane (DCE), anisole, and mixtures thereof, at temperatures between 30°C and 150°C. Typically used brominating reagents are phosphorus oxybromide, phosphorus pentabromide and phosphorus tribromide. The second step (monohydrolysis of the dibromide) is typically carried out in aqueous or anhydrous conditions in solvents such as water, aqueous lithium hydroxide, aqueous sodium hydroxide, aqueous potassium hydroxide, aqueous sodium hydrogen carbonate, aqueous sodium carbonate, aqueous potassium hydrogen carbonate, aqueous potassium carbonate, aqueous methanol (MeOH), glacial acetic acid (HOAc) at temperatures between 20°C and 110°C.

In step 2, scheme 1 the obtained compounds of formula III are converted into their corresponding tertiary amides of formula VII, using methods well known to someone skilled in the art, e.g. alkylation under basic conditions. The reaction is typically carried out in aprotic solvents such as tetrahydrofuran (THF), *N,N*-dimethylformamide (DMF), dimethyl sulfoxide (DMSO), *N*-methylpyrrolidinone (NMP) and mixtures thereof at temperatures between -78°C and 100°C. Typically used bases are sodium hydride, potassium hydride, sodium methoxide, potassium tert-butoxide, lithium hexamethyldisilazide, sodium hexamethyldisilazide, potassium hexamethyldisilazide in conjunction with alkylating agents such as alkyl halides, alkyl mesylates and alkyl triflates. Instead of an alkylating agent, also alcohols can be applied in step 2 under the conditions of the Mitsunobu reaction, e.g. in the presence of diethyl azodicarboxylate and triphenylphosphine, typically in solvents like THF or DCM at room temperature (RT).

In step 3, scheme 1 the phthalic anhydride derivatives of formula IV are converted with the appropriate hydrazine derivatives into their corresponding phthalazinones of formula VI, using methods well known to someone skilled in the art. The reaction is typically carried out in aprotic solvents such as THF, DMF, NMP or protic solvents such as HOAc, ethanol (EtOH), MeOH and isopropanol (IPA) and mixtures thereof at temperatures between 0°C and 120°C. Typically used hydrazine derivatives are aliphatic hydrazines or aromatic hydrazines, and salts thereof such as phenyl hydrazine hydrochloride, methyl hydrazine hydrochloride, benzyl hydrazine and isopropyl hydrazine hydrochloride which can be prepared readily by someone skilled in the art.

In step 4, scheme 1 the phthalic anhydride derivatives of formula IV are converted with the appropriate hydrazine derivatives into their corresponding *N*-aminophthalimides of formula V, using methods well known to someone skilled in the art. The reaction is typically carried out in aprotic solvents such as THF, DMF, NMP or protic solvents such as HOAc, EtOH, MeOH and IPA and mixtures thereof at temperatures between 0°C and 120°C. Typically used hydrazine derivatives are aromatic hydrazines, and salts thereof such as 2-chlorophenyl hydrazine, 3-nitrophenyl hydrazine, 4-nitrophenyl hydrazine and 4-carboxyethylphenyl hydrazine which can be prepared readily by someone skilled in the art.

In step 5, scheme 1 the obtained compounds of formula V are converted into their corresponding phthalazinones of formula VI, using methods well known to someone skilled in the art, e.g. ring expansion. The reaction is typically carried out in protic solvents such as glycerol, sulphuric acid and HCl at temperatures between 100°C and 160°C.

In step 6, scheme 1 the obtained compounds of formula VI are converted into their corresponding phthalazinones of formula VII, using methods well known to someone skilled in the art, e.g. iminobromide formation from secondary amides using the methods described for step 1 of scheme 1.

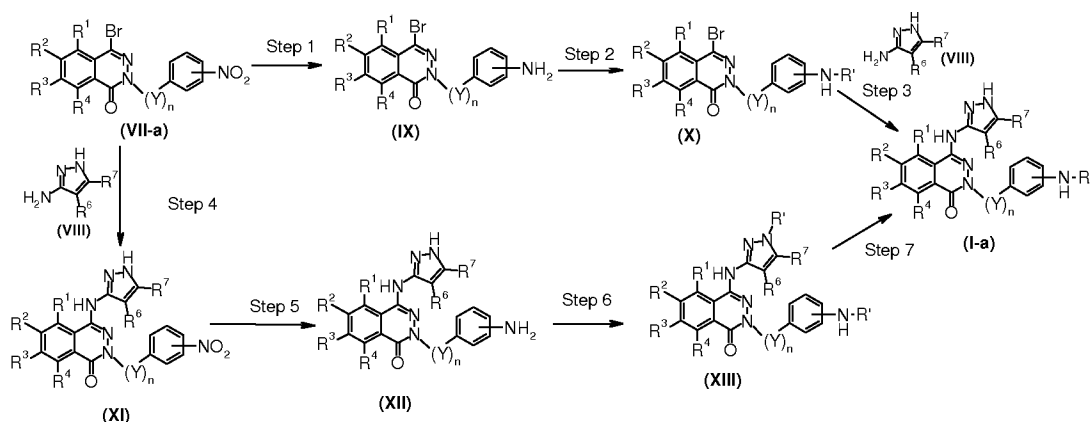
- 5 In step 7a, scheme 1 the obtained compounds of formula VII are converted into their corresponding aminopyrazole I, using methods well known to someone skilled in the art, e.g. palladium-mediated amination of iminobromides, vinylbromide or aryl bromides. The reaction is typically carried out in solvents such as THF, dioxane, toluene, alkanols such as MeOH, EtOH, IPA, and mixtures thereof at temperatures between 40°C and 110°C. Typi-
- 10 cally used bases are cesium carbonate, triethylamine (TEA), sodium tert-butoxide and appropriate ligated palladium (0) species can be generated using reagents such as palladium acetate, palladium dichloride, *tris*(dibenzylideneacetone)dipalladium, palladium *tetrakis*-triphenylphospine, *bis*-triphenylphosphinepalladium dichloride in conjunction with phosphine based ligands such as 2,2'-bis(diphenylphosphino)-1.1'-binaphthyl, 4,5-
- 15 bis(diphenylphosphino)-9,9-dimethylxanthene and 2-(di-tert-butylphosphino)biphenyl.

Alternatively, compounds of formula I are obtained from compounds VII in a two step procedure:

- In step 7b, scheme 1, the compounds of formula VII are converted into the corresponding protected aminopyrazoles *I-protected*, by coupling with an aminopyrazole derivative of
- 20 formula VIII-a, using the same methods as described for step 7a. In formulas *I-protected* and VIII-a PG stands for a protecting group like tert.-butyl or para-methoxybenzyl or tert.-butoxycarbonyl, which is attached to the pyrazole ring either via N-1 or N-2.

- In step 8, scheme 1, the protecting group PG in compounds of formula *I-protected* is cleaved to give the aminopyrazole I. This can be done by standard deprotecting methods
- 25 like heating in the presence of an acid like formic acid or HCl. If the protecting group PG is a tert.-butoxycarbonyl group, the cleavage may already occur during the work-up of reaction step 7b.

- A preferred method for the synthesis of the derivatives of formula I, wherein R⁵ is phenyl which is substituted at the *para*- or *meta*-position with -NH₂ or -NH-R' and R' is -C(O)-
- 30 aryl, -C(O)-cycloalkyl, -C(O)-alkyl, -C(O)-alkoxyalkyl, -S(O)₂-aryl, -S(O)₂-alkyl, is described in scheme 2. The derivatives of formula I, wherein R⁵ is phenyl which is substituted at the *para*- or *meta*- position with -NH-R' and R' is -C(O)-aryl, -C(O)-cycloalkyl, -C(O)-alkyl, -C(O)-alkoxyalkyl, -S(O)₂-aryl, -S(O)₂-alkyl, are named I-a in scheme 2.



Scheme 2

The method for the synthesis of the compounds of formula I-a starts from the corresponding nitrophenyl derivative of formula VII-a. In step 1, scheme 2 the obtained compounds of formula VII-a (see scheme 1) are converted into their corresponding anilines of formula IX, using methods well known to someone skilled in the art, e.g. aniline formation by the reduction of nitrobenzenes. The reaction is typically carried out in solvents like DMF, NMP, acetonitrile (MeCN), HOAc, EtOH and MeOH, and mixtures thereof, at temperatures between 20°C and 100°C. Typically used reducing reagents are tin(II) chloride, tin(II) chloride monohydrate, iron trichloride.

In step 2, scheme 2 the obtained compounds of formula IX are converted into their corresponding amides, sulfonamides or ureas of formula X, using methods well known to someone skilled in the art, e.g. sulfonylation, acylation or aminocarboxylation of anilines. The reaction is typically carried out in aprotic solvents such as DCM, EtOH, THF, DMF, DMSO, NMP and mixtures thereof at temperatures between 0°C and 80°C. Typically used bases are TEA, DIPEA, pyridine, potassium carbonate and 4-(dimethylamino)pyridine (DMAP).

In step 3, scheme 2 the obtained compounds of formula X are converted into their corresponding aminopyrazole Ia, using methods described for step 7a of scheme 1.

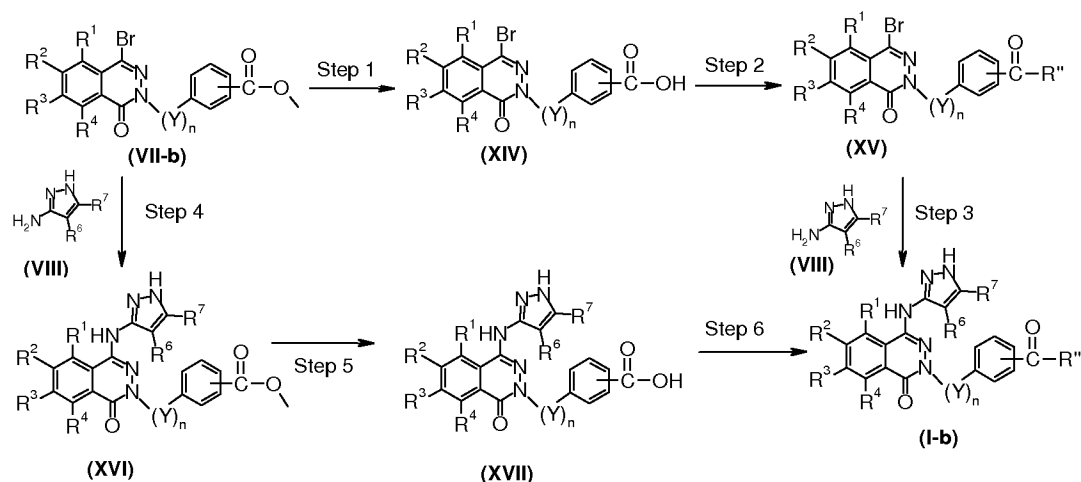
In step 4, scheme 2 the bromophthalazinone compounds of formula VII-a are converted into their corresponding aminopyrazole XI, using methods well known to someone skilled in the art using the methods described for step 7a of scheme 1.

In step 5, scheme 2 the obtained compounds of formula XI are converted into their corresponding anilines of formula XII, using methods well known to someone skilled in the art as described for step 1 of scheme 2.

In step 6, scheme 2 the obtained compounds of formula XII are converted into their corresponding bis-amides, -sulfonamides or -ureas of formula XIII using the methods described for step 2 of scheme 2.

In step 7, scheme 2 the obtained compounds of formula XIII are converted into their corresponding amides, sulfonamides or ureas of formula Ia, using methods well known to someone skilled in the art, e.g. hydrolysis of pyrazoloamides, pyrazolosulfonamides and pyrazoloureas. The reaction is typically carried out in protic solvents such as water, MeOH and EtOH or aprotic solvents such as MeCN, DCM, THF, DMF, NMP and mixtures thereof at temperatures between 0°C and 80°C. Typically used bases are ammonia, potassium hydroxide, sodium hydroxide and lithium hydroxide.

A preferred method for the synthesis of the derivatives of formula I, wherein R⁵ is phenyl which is substituted at the *para*- or *meta*-position with -COOH or -C(O)-R'' and R'' is -NH-aryl, -NH₂, -NH-alkyl, -N(alkyl)₂, -heterocyclyl, -NH-S(O)₂-aryl, -NH-S(O)₂-alkyl, is described in scheme 3. The derivatives of formula I, wherein R⁵ is phenyl which is substituted at the *para*- or *meta*-position with -C(O)-R' and R' is -NH-aryl, -NH₂, -NH-alkyl, -N(alkyl)₂, -heterocyclyl, -NH-S(O)₂-aryl, -NH-S(O)₂-alkyl, are named I-b in scheme 3.



Scheme 3

The method for the synthesis of the compounds of formula I-b starts from the corresponding carboxyalkyl derivative of formula VII-b. In step 1, scheme 3 the obtained compounds of formula VII-b (see scheme I) are converted into their corresponding carboxylic acids of formula XIV, using methods well known to someone skilled in the art, e.g. carboxylic acid formation by hydrolysis of alkyl carboxylates. The reaction is typically carried out in solvents like THF, EtOH and MeOH, water and mixtures thereof, at temperatures between

20°C and 60°C. Typically used hydrolysis reagents are lithium hydroxide, sodium hydroxide and potassium hydroxide.

In step 2, scheme 3 the obtained compounds of formula XIV are converted into their corresponding carboxamide or acylsulfonamides of formula XV, using methods well known to someone skilled in the art, e.g. acylation of amines and sulfonamides. The reaction is typically carried out in aprotic solvents such as DCM, EtOH, THF, DMF, DMSO, NMP and mixtures thereof at temperatures between 0°C and 80°C. Typically used coupling agents are N,N'-dicyclohexylcarbodiimide (DCC), 1-(3-dimethylaminopropyl)-3-ethylcarbodiimide hydrochloride (EDCI), *O*-(benzotriazol-1-yl)-*N,N,N',N'*-tetramethyluronium hexafluorophosphate, *O*-(7-azabenzotriazol-1-yl)-*N,N,N',N'*-tetramethyluronium hexafluorophosphate. The reaction can be performed in the absence of a base or in the presence of a base. Typically used bases are TEA, DIPEA, pyridine, potassium carbonate and DMAP.

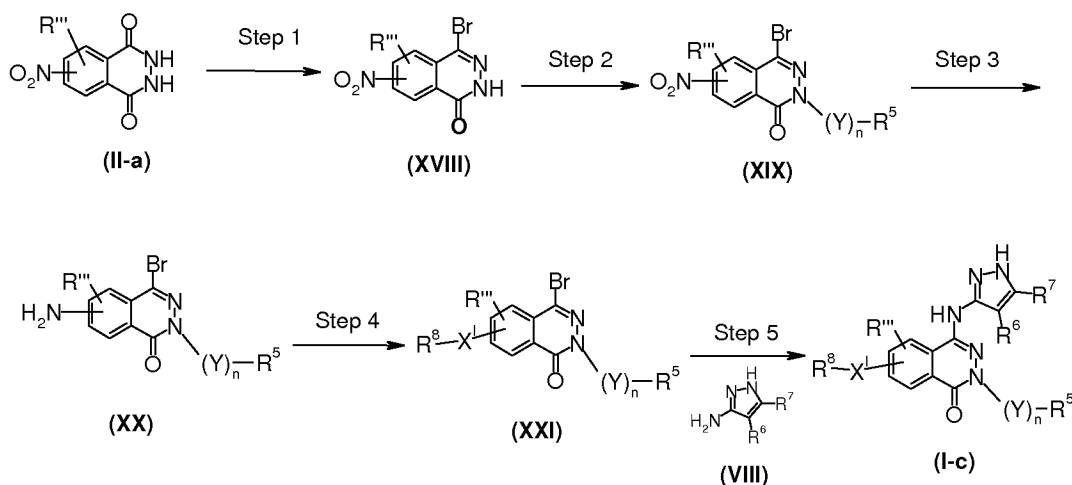
In step 3, scheme 3 the obtained compounds of formula XV are converted into their corresponding aminopyrazole Ib, using methods well known to someone skilled in the art as described for step 7a of scheme 1.

In step 4, scheme 3 the bromophthalazinone compounds of formula VIIb are converted into their corresponding aminopyrazole XVI, using methods well known to someone skilled in the art as described for step 7a of scheme 1.

In step 5, scheme 3 the obtained compounds of formula XVI are converted into their corresponding carboxylic acids of formula XVII, using methods well known to someone skilled in the art as described for step 1 of scheme 3.

In step 6, scheme 3 the obtained compounds of formula XVII are converted into their corresponding carboxamide or acylsulfonamides of formula Ib, using methods well known to someone skilled in the art, e.g. acylation of amines and sulfonamides as described for step 2 of scheme 3.

A preferred method for the synthesis of the derivatives of formula I, wherein one of R¹ to R⁴ is -NH₂ or R⁸-X¹-, with X¹ being -NH- or -NH(alkyl)-, one of R¹ to R⁴ is R^{'''}, with R^{'''} being defined as R¹ to R⁴ above for formula I and the remaining two of R¹ to R⁴ are hydrogen, is described in scheme 4. The derivatives of formula (I), wherein one of R¹ to R⁴ is R⁸-X¹-, with X¹ being -NH- or -NH(alkyl)-, one of R¹ to R⁴ is R^{'''}, with R^{'''} being defined as R¹ to R⁴ above for formula I and the remaining two of R¹ to R⁴ are hydrogen, are named I-c in scheme 4.



Scheme 4

The method for the synthesis of the compounds of formula I-c starts from the corresponding phthalazine diones of formula II-a. Step 1 of the reaction sequence (scheme 4) is a two
 5 step process in which a dibromination is followed by a monohydrolysis, yielding the 4-bromo-nitrophthalazinone derivatives of formula XVIII. The steps are carried out as described in step 1 of scheme 1.

In step 2, scheme 4 the obtained compounds of formula XVIII are converted into their corresponding tertiary amides of formula XIX, using methods well known to someone skilled
 10 in the art, e.g. alkylation under basic conditions as described in step 2 of scheme 1.

In step 3, scheme 4 the obtained compounds of formula XIX are converted into their corresponding anilines of formula XX, using methods well known to someone skilled in the art, e.g. aniline formation by the reduction of nitrobenzenes as described in step 1 of
 scheme 2.

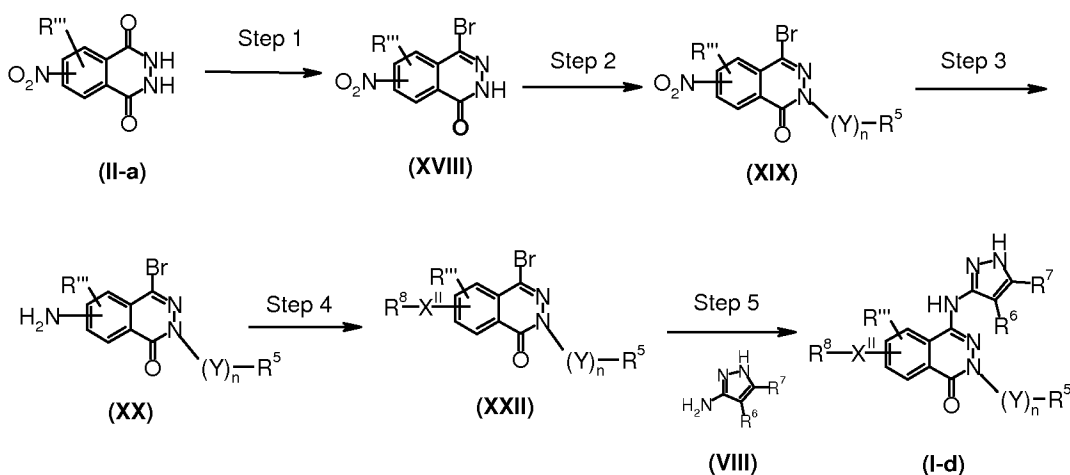
15 In step 4, scheme 4 the obtained compounds of formula XX are converted into their corresponding secondary or tertiary amines of formula XXI, using methods well known to someone skilled in the art, e.g. alkylation of amines. The reaction is typically carried out in aprotic solvents such as THF, DMF, DMSO, NMP and mixtures thereof at temperatures between -78°C and 100°C. Typically used bases are potassium carbonate, sodium hydride,
 20 potassium hydride, lithium hexamethyldisilazide, sodium hexamethyldisilazide, potassium hexamethyl-disilazide.

Eventually it is necessary to introduce an intermediary N-protecting group like t-butyloxy-carbonyl (BOC), which is cleaved after the alkylation step, to obtain the monoalkylated

amines. These monoalkylated amines can be used, if desired, as educts for a second alkylation step (for introduction/deprotection of the BOC-group see also schemes 7 and 8).

In step 5, scheme 4 the bromophthalazinone compounds of formula XXI are converted into their corresponding aminopyrazole Ic, using methods well known to someone skilled in the art, e.g. palladium-mediated amination of iminobromides, vinylbromide or aryl bromides as described for step 7a of scheme 1.

A method for the synthesis of the derivatives of formula I, wherein one of R¹ to R⁴ is R⁸-X^{II}-, with X^{II} being -C(O)NH-, -NHC(O)NH- or -S(O)₂NH-, one of R¹ to R⁴ is R^{'''}, with R^{'''} being defined as R¹ to R⁴ above for formula I and the remaining two of R¹ to R⁴ are hydrogen, is described in scheme 5. The derivatives of formula I, wherein one of R¹ to R⁴ is R⁸-X^{II}-, with X^{II} being -C(O)NH-, -NHC(O)NH- or -S(O)₂NH-, one of R¹ to R⁴ is R^{'''}, with R^{'''} being defined as R¹ to R⁴ above for formula I and the remaining two of R¹ to R⁴ are hydrogen, are named I-d in scheme 5.



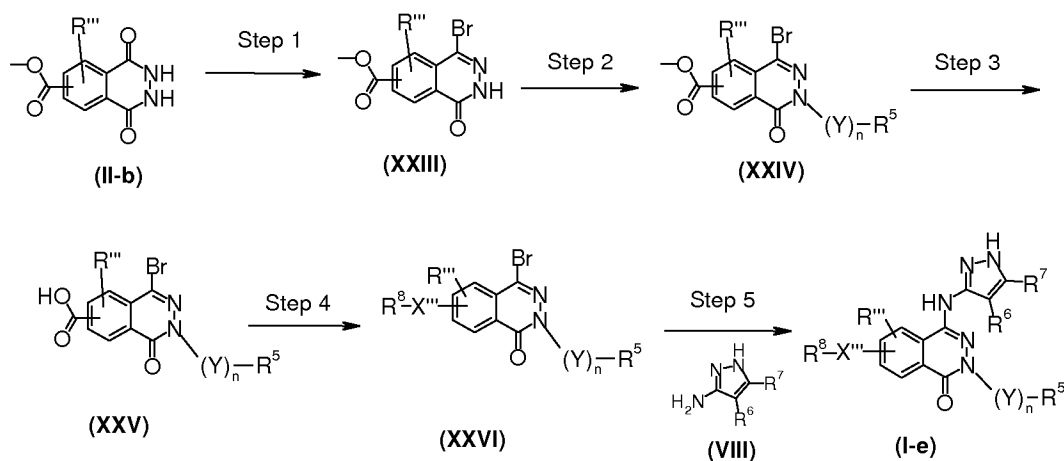
15 Scheme 5

The method for the synthesis of the compounds of formula I-d starts from the corresponding phthalazine diones of formula II-a. Step 1 to step 3 are the same as described for scheme 4 yielding the corresponding amines of formula XX.

In step 4, scheme 5 the obtained compounds of formula XX are converted into their corresponding amides, sulfonamides or ureas of formula XXII, using methods well known to someone skilled in the art, e.g. sulfonylation, acylation or aminocarboxylation of anilines as described in step 2 of scheme 2.

In step 5, scheme 5 the bromophthalazinone compounds of formula XXII are converted into their corresponding aminopyrazole Id, using methods well known to someone skilled in the art, e.g. palladium-mediated amination of iminobromides, vinylbromide or aryl bromides as described in step 7a of scheme 1.

- 5 A preferred method for the synthesis of the derivatives of formula I, wherein one of R^1 to R^4 is $-C(O)OH$ or R^8-X''' -, with X''' being $-NHC(O)-$, $-N(alkyl)C(O)-$ or $-OC(O)-$, one of R^1 to R^4 is R''' , with R''' being defined as R^1 to R^4 above for formula I and the remaining two of R^1 to R^4 are hydrogen, is described in scheme 6. The derivatives of formula I, where-
- 10 of R^1 to R^4 is R^8-X''' -, with X''' being $-NHC(O)-$, $-N(alkyl)C(O)-$ or $-OC(O)-$, one of R^1 to R^4 is R''' , with R''' being defined as R^1 to R^4 above for formula I and the remaining two of R^1 to R^4 are hydrogen, are named I-e in scheme 6.



Scheme 6

- A preferred method for the synthesis of the compounds of formula I-e starts from the corresponding phthalazine diones of formula II-b. Step 1 of the reaction sequence (scheme 6)
- 15 is a two step process in which a dibromination is followed by a monohydrolysis, yielding the 4-bromo-alkylcarboxyphthalazinone derivatives of formula XXIII as described in step 1 of scheme 1.

- In step 2, scheme 6 the obtained compounds of formula XXIII are converted into their corresponding tertiary amides of formula XXIV, using methods well known to someone skilled in the art, e.g. alkylation under basic conditions as described in step 2 of scheme 1.
- 20

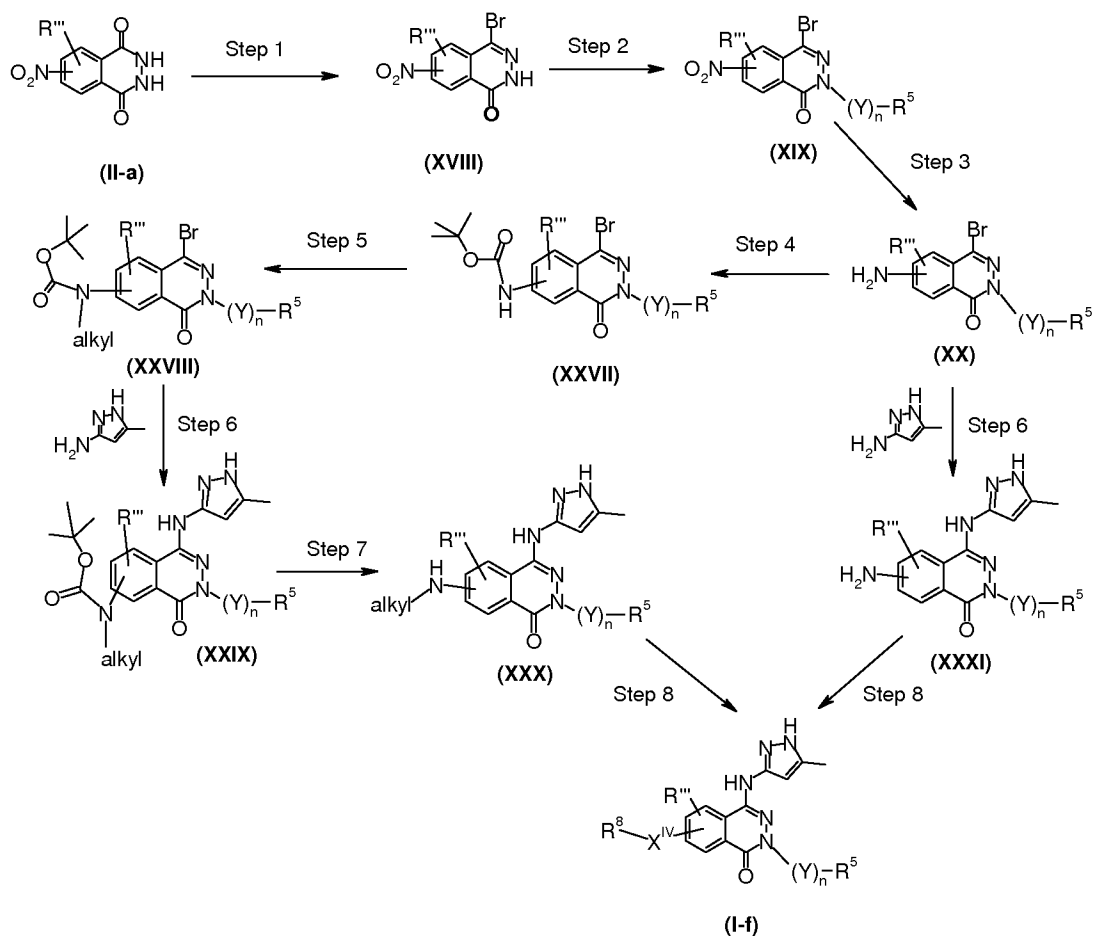
In step 3, scheme 6 the obtained compounds of formula XXIV are converted into their corresponding carboxylic acids of formula XXV, using methods well known to someone

skilled in the art, e.g. carboxylic acid formation by hydrolysis of alkyl carboxylates as described in Stepp 1 of scheme 3.

In step 4, scheme 6 the obtained compounds of formula XXV are converted into their corresponding carboxamide, acylsulfonamides or carboxylic acid esters of formula XXVI, using methods well known to someone skilled in the art, e.g. acylation of amines, sulfonamides and alcohols as described in step 2 of scheme 3.

In step 5, scheme 6 the bromophthalazinone compounds of formula XXVI are converted into their corresponding aminopyrazole Ie, using methods well known to someone skilled in the art, e.g. palladium-mediated amination of iminobromides, vinylbromide or aryl bromides as described in step 7a of scheme 1.

A preferred method for the synthesis of the derivatives of formula I, wherein one of R^1 to R^4 is R^8-X^{IV} -, with X^{IV} being $-C(O)NH-$, $-NHC(O)NH-$ or $-S(O)_2NH-$ and $-C(O)N(alkyl)-$, $-NHC(O)N(alkyl)-$ or $-S(O)_2N(alkyl)-$, one of R^1 to R^4 is R''' -, with R''' being defined as R^1 to R^4 above for formula I, and the remaining two of R^1 to R^4 are hydrogen, R^6 is hydrogen and R^7 is methyl, is described in scheme 7. The derivatives of formula I, wherein one of R^1 to R^4 is R^8-X^{IV} -, with X^{IV} being $-C(O)NH-$, $-NHC(O)NH-$ or $-S(O)_2NH-$ and $-C(O)N(alkyl)-$, $-NHC(O)N(alkyl)-$ or $-S(O)_2N(alkyl)-$, one of R^1 to R^4 is R''' -, with R''' being defined as R^1 to R^4 above for formula I and the remaining two of R^1 to R^4 are hydrogen, R^6 is hydrogen and R^7 is methyl, are named I-f in scheme 7.



Scheme 7

A preferred method for the synthesis of the compounds of formula I-f starts from the corresponding phthalazine diones of formula II-a. Step 1 of the reaction sequence (scheme 7) is a two step process in which a dibromination is followed by a monohydrolysis, yielding the 4-bromo-nitrophthalazinone derivatives of formula XVIII as described in step 1 of scheme 1.

In step 2, scheme 7 the obtained compounds of formula XVIII are converted into their corresponding tertiary amides of formula XIX, using methods well known to someone skilled in the art, e.g. alkylation under basic conditions as described in step 2 of scheme 1.

In step 3, scheme 7 the obtained compounds of formula XIX are converted into their corresponding anilines of formula XX, using methods well known to someone skilled in the art, e.g. aniline formation by the reduction of nitrobenzenes as described in step 1 of scheme 2.

In step 4, scheme 7 the obtained compounds of formula XX are converted into their corresponding secondary carbamates of formula XXVII, using methods well known to some-

one skilled in the art, e.g. tert-butyloxycarbonylation of amines. The reaction is typically carried out in solvents like DMF, NMP, MeCN, DCM and DCE, at temperatures between 0°C and 100°C. Typically used bases are imidazole, TEA, *N,N*-diisopropylethylamine (DIPEA) and *N,N*-dimethylamino-pyridine in conjunction with reagents such as di-tert-butyl dicarbonate.

In step 5, scheme 7 the obtained compounds of formula XXVII are converted into their corresponding tertiary carbamates of formula XXVIII, using methods well known to someone skilled in the art, e.g. alkylation of secondary carbamates. The reaction is typically carried out in solvents like DMF, NMP, MeCN, DCM and DCE, at temperatures between 0°C and 100°C. Typically used bases are potassium carbonate, sodium hydride, lithium hexamethyldisilazide, sodium hexamethyldisilazide and potassium hexamethyldisilazide in conjunction with alkylating agents such as alkyl halides, alkyl mesylates and alkyl triflates.

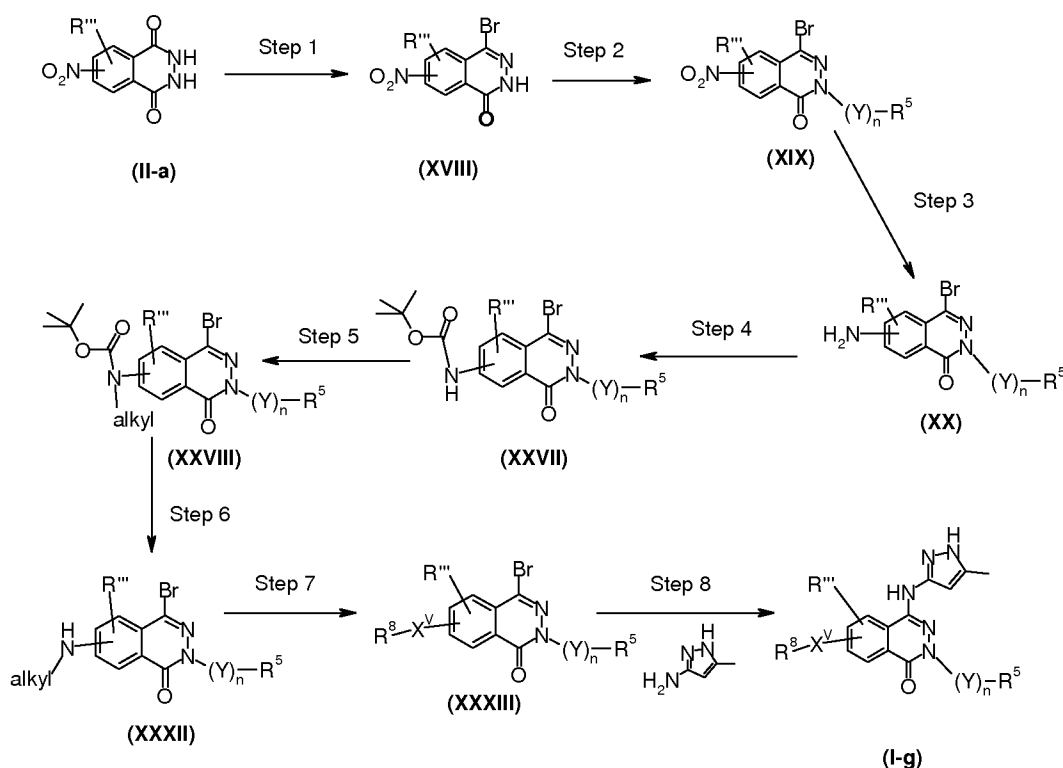
In step 6, scheme 7 the obtained compounds of formula XXVIII (obtained in step 5) or compounds of formula XX (obtained in step 3) are converted into their corresponding amino pyrazoles of formula XXIX or formula XXXI, using methods well known to someone skilled in the art, e.g. palladium-mediated amination of iminobromides, vinylbromides or aryl bromides as described for step 7a of scheme 1.

In step 7, scheme 7 the obtained compounds of formula XXIX are converted into their corresponding anilines of formula XXX, using methods well known to someone skilled in the art, e.g. acid mediated de-protection of a boc-protected amine. The reaction is typically carried out in solvents such as DCM, dioxane, diethyl ether, dioxane and alkyl alcohols such as MeOH, EtOH and mixtures thereof at temperatures between 0°C and 40°C. Typically used acids are anhydrous HCl, aqueous HCl, TFA, trimethylsilyl bromide and trifluoromethanesulfonic acid.

In step 8, scheme 7 the obtained compounds of formula XXX or formula XXXI are converted into their corresponding amides, sulfonamides or ureas of formula (I-f), using a two step procedure in which a bis acylation (of the amine of formula XXX or formula XXXI and the pyrazole-NH) is followed by a monohydrolysis (of the acylated pyrazole-NH), yielding the aminopyrazole derivatives of formula I-f. The first step (bis acylation) is typically carried out in solvents such as DCM, dioxane, and THF and mixtures thereof at temperatures between 0°C and 80°C using capping reagents such as acid chlorides, acid anhydrides, sulfonyl chlorides and isocyanates. Typically used bases are TEA, DIPEA and DMAP, potassium carbonate, sodium hydride, lithium hexamethyldisilazide, sodium hexa-

methylidisilazide and potassium hexamethyldisilazide at temperatures between 0°C and 80°C. The second step (monohydrolysis of the diamide, disulfonamide, diurea) is typically carried out in aqueous conditions in solvents such as water, aqueous lithium hydroxide, aqueous sodium hydroxide, aqueous potassium hydroxide, aqueous sodium hydrogen carbonate, aqueous sodium carbonate, aqueous potassium hydrogen carbonate, aqueous potassium carbonate at temperatures between 0°C and 80°C.

A preferred method for the synthesis of the derivatives of formula I, wherein one of R¹ to R⁴ is R⁸-X^V-, with X^V being -N(alkyl)-, one of R¹ to R⁴ is R^{'''}, with R^{'''} being defined as R¹ to R⁴ above for formula I, and the remaining two of R¹ to R⁴ are hydrogen, R⁶ is hydrogen and R⁷ is methyl, is described in scheme 7. The derivatives of formula I, wherein one of R¹ to R⁴ is R⁸-X^{IV}-, with X^V being -N(alkyl)-, one of R¹ to R⁴ is R^{'''}, with R^{'''} being defined as R¹ to R⁴ above for formula I and the remaining two of R¹ to R⁴ are hydrogen, R⁶ is hydrogen and R⁷ is methyl, are named I-g in scheme 8.



15 Scheme 8

A preferred method for the synthesis of the compounds of formula I-g starts from the corresponding phthalazine diones of formula II-a. Step 1 of the reaction sequence (scheme 8) is a two step process in which a dibromination is followed by a monohydrolysis, yielding the 4-bromo-nitrophthalazinone derivatives of formula XVIII as described in step 1 of

20 scheme 1.

In step 2, scheme 8 the obtained compounds of formula XVIII are converted into their corresponding tertiary amides of formula XIX, using methods well known to someone skilled in the art, e.g. alkylation under basic conditions as described in step 2 of scheme 1.

5 In step 3, scheme 8 the obtained compounds of formula XIX are converted into their corresponding anilines of formula XX, using methods well known to someone skilled in the art, e.g. aniline formation by the reduction of nitrobenzenes as described in step 1 of scheme 2.

10 In step 4, scheme 8 the obtained compounds of formula XX are converted into their corresponding secondary carbamates of formula XXVII, using methods well known to someone skilled in the art, e.g. tert-butyloxycarbonylation of amines as described in step 4 of scheme 7.

15 In step 5, scheme 8 the obtained compounds of formula XXVII are converted into their corresponding tertiary carbamates of formula XXVIII, using methods well known to someone skilled in the art, e.g. alkylation of secondary carbamates as described in step 5 of scheme 7.

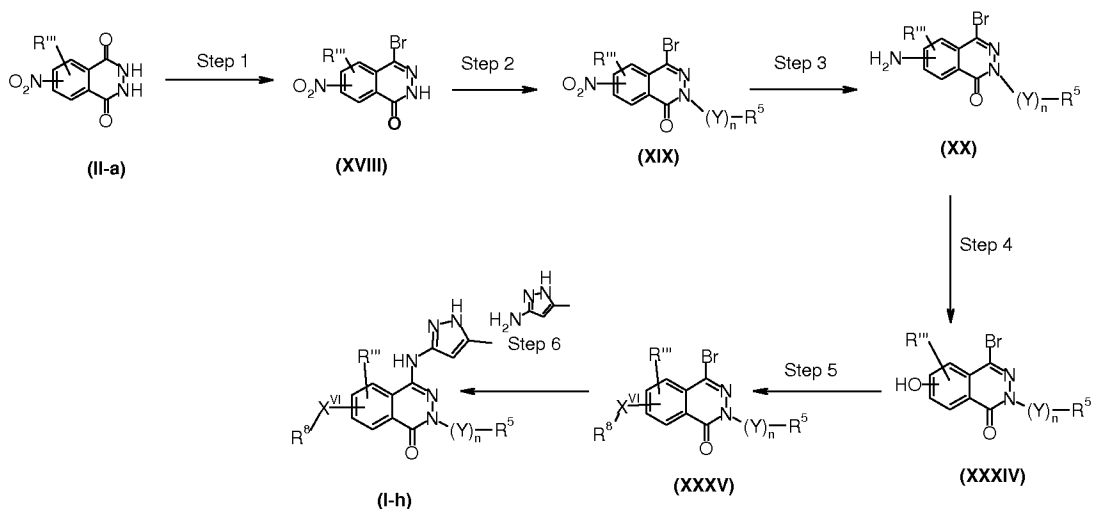
20 In step 6, scheme 8 the obtained compounds of formula XXVIII are converted into their corresponding secondary amines of formula XXXII, using methods well known to someone skilled in the art, e.g. deprotection of acid labile protecting groups such as a *tert*-butyloxycarbonyl group. The reaction is typically carried out without solvent or in solvents like diethyl ether, dioxane, THF, DCM and DCE or mixtures thereof, at temperatures between 0°C and 40°C. Typically used acids are HOAcTFA, trifluoromethane sulfonic acid, aqueous HCl, aqueous sulfuric acid or anhydrous hydrogen chloride.

25 In step 7, scheme 8 the obtained compounds of formula XXXII are converted into their corresponding of formula XXXIII, using methods well known to someone skilled in the art, e.g. alkylation of secondary amines as described in step 4 of scheme 4.

In step 8, scheme 8 the obtained compounds of formula (XXXIII) are converted into their corresponding amino pyrazoles of formula I-g, using methods well known to someone skilled in the art, e.g. palladium-mediated amination of iminobromides, vinylbromides or aryl bromides as described in step 7a of scheme 1.

30 A preferred method for the synthesis of the derivatives of formula I, wherein one of R¹ to R⁴ is -OH or R⁸-X^{VI}-, with X^{VI} being -O- or -C(O)O-, one of R¹ to R⁴ is R^{'''}, with R^{'''} being defined as R¹ to R⁴ above for formula I, and the remaining two of R¹ to R⁴ are hydrogen, R⁶

is hydrogen and R^7 is methyl, is described in scheme 9. The derivatives of formula (I), wherein one of R^1 to R^4 is R^8-X^{IV} -, with X^{IV} being -O- or -C(O)O-, one of R^1 to R^4 is R''' , with R''' being defined as R^1 to R^4 above for formula I and the remaining two of R^1 to R^4 are hydrogen, R^6 is hydrogen and R^7 is methyl, are named I-h in scheme 9.



5

Scheme 9

A preferred method for the synthesis of the compounds of formula I-h starts from the corresponding phthalazine diones of formula II-a. Step 1 of the reaction sequence (scheme 9) is a two step process in which a dibromination is followed by a monohydrolysis, yielding the 4-bromo-nitro phthalazinone derivatives of formula XVIII as described in step 1 of scheme 1.

10

In step 2, scheme 9 the obtained compounds of formula XVIII are converted into their corresponding tertiary amides of formula XIX, using methods well known to someone skilled in the art, e.g. alkylation under basic conditions as described in step 2 of scheme 1.

In step 3, scheme 9 the obtained compounds of formula XIX are converted into their corresponding anilines of formula XX, using methods well known to someone skilled in the art, e.g. aniline formation by the reduction of nitrobenzenes as described in step 1 of scheme 2.

15

In step 4, scheme 9 the obtained compounds of formula (XX) are converted into their corresponding alcohols of formula XXXIV, using methods well known to someone skilled in the art, e.g. diazotisation of anilines and displacement of the diazonium species with nucleophiles. The reaction is a 2 step process in which step 1 is generation of the diazonium species and step 2 is displacement of the diazonium species is carried out using a

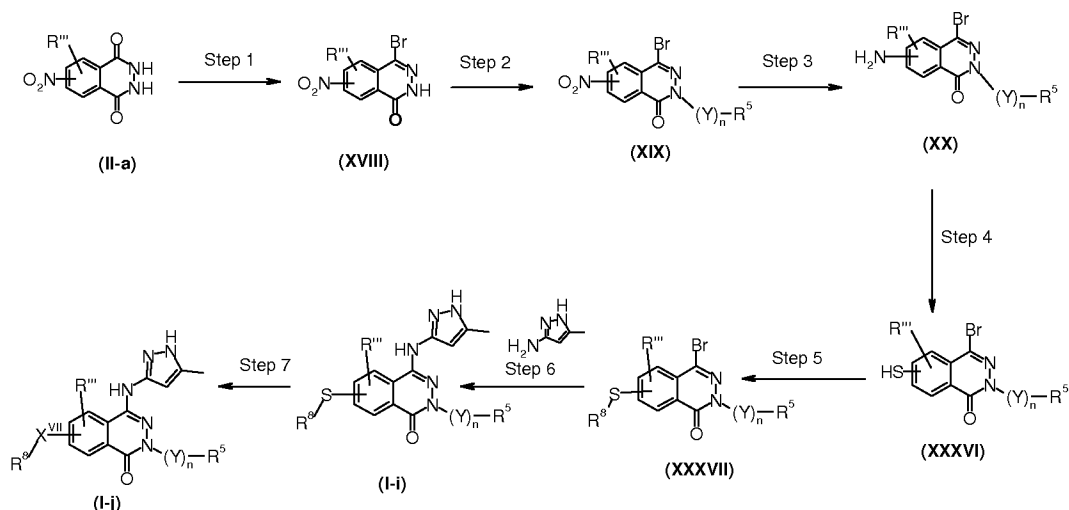
20

nucleophile. Step 1 of the reaction is typically carried out in solvents such as sulfuric acid, HCl or HOAc and mixtures thereof. Typically used reagents are sodium nitrite and iso-amyl nitrite with additional reagents such as urea. The first step of the reaction is typically carried out at temperatures between -10°C and 30°C. Step 2 of the reaction is typically carried out in aqueous media such as aqueous HCl, aqueous sulfuric acid and aqueous HOAc. The second step of the reaction is typically carried out at temperatures between 20°C and 130°C.

In step 5, scheme 9 the obtained compounds of formula XXXIV are converted into their corresponding ethers of formula XXXV, using methods well known to someone skilled in the art, e.g. alkylation of phenols. The reaction is typically carried out in solvents like DMF, THF, NMP, MeCN, acetone, DCM and DCE, at temperatures between 0°C and 100°C. Typically used bases are potassium carbonate, sodium hydride, lithium hexamethyldisilazide, sodium hexamethyldisilazide and potassium hexamethyldisilazide in conjunction with alkylating agents such as alkyl halides, alkyl mesylates and alkyl triflates.

In step 6, scheme 9 the obtained compounds of formula XXXV are converted into their corresponding amino pyrazoles of formula I-h, using methods well known to someone skilled in the art, e.g. palladium-mediated amination of iminobromides, vinylbromides or aryl bromides as described in step 7a of example 1.

A preferred method for the synthesis of the derivatives of formula I, wherein one of R¹ to R⁴ is R⁸-S-, or R⁸-X^{VII}-, with X^{VII} being -S(O)- or -S(O)₂-, one of R¹ to R⁴ is R^{'''}, with R^{'''} being defined as R¹ to R⁴ above for formula I, and the remaining two of R¹ to R⁴ are hydrogen, R⁶ is hydrogen and R⁷ is methyl, is described in scheme 10. The derivatives of formula I, wherein one of R¹ to R⁴ is R⁸-S-, or R⁸-X^{VII}-, with X^{VII} being -S(O)- or -S(O)₂-, one of R¹ to R⁴ is R^{'''}, with R^{'''} being defined as R¹ to R⁴ above for formula I and the remaining two of R¹ to R⁴ are hydrogen, R⁶ is hydrogen and R⁷ is methyl, are named I-i (for one of R¹ to R⁴ is R⁸-S-) or I-j (for one of R¹ to R⁴ is R⁸-X^{VII}-) in scheme 10.



Scheme 10

A preferred method for the synthesis of the compounds of formula I-i and I-j starts from the corresponding phthalazine diones of formula II-a. Step 1 of the reaction sequence
 5 (scheme 10) is a two step process in which a dibromination is followed by a mono-hydrolysis, yielding the 4-bromo-nitrophthalazinone derivatives of formula XVIII as described in step 1 of scheme 1.

In step 2, scheme 10 the obtained compounds of formula XVIII are converted into their corresponding tertiary amides of formula XIX, using methods well known to someone
 10 skilled in the art, e.g. alkylation under basic conditions as described in step 2 of scheme 1.

In step 3, scheme 10 the obtained compounds of formula XIX are converted into their corresponding anilines of formula XX, using methods well known to someone skilled in the art, e.g. aniline formation by the reduction of nitrobenzenes as described in step 1 of
 scheme 2.

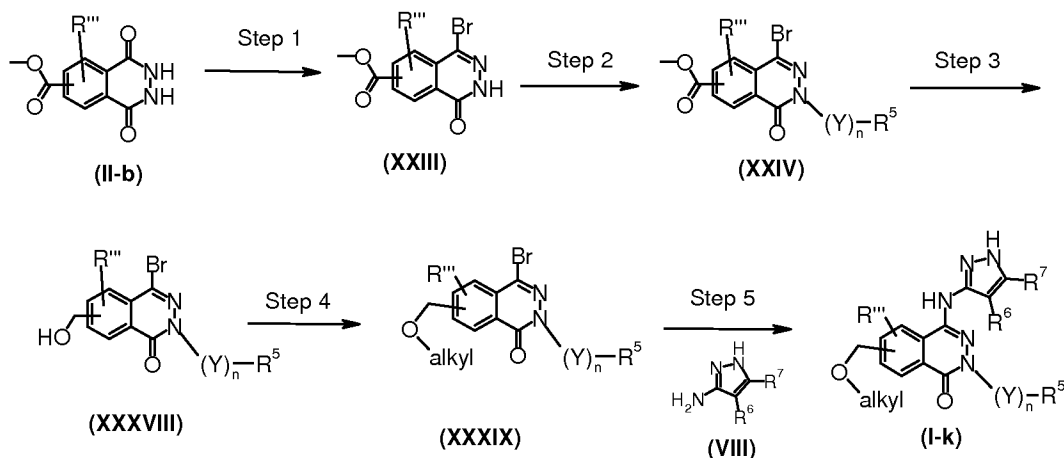
In step 4, scheme 10 the obtained compounds of formula XX are converted into their corresponding thiols of formula XXXVI, using methods well known to someone skilled in the art, e.g. diazotisation of anilines and displacement of the diazonium species with nucleophiles. The reaction is a 2 step process in which step 1 is generation of the diazonium species and step 2 is displacement of the diazonium species is carried out using a nucleophile. Step 1 of the reaction is typically carried out in solvents such as sulfuric acid, HCl or
 20 HOAc and mixtures thereof. Typically used reagents are sodium nitrite and isoamylnitrite with additional reagents such as urea. The first step of the reaction is typically carried out at temperatures between -10°C and 30°C. Step 2 of the reaction is typically in aqueous acid in the presence of sulfur nucleophiles such as Na₂S or O-ethyl dithiocarbonic acid.

In step 5, scheme 10 the obtained compounds of formula XXXVI are converted into their corresponding ethers of formula XXXVII, using methods well known to someone skilled in the art, e.g. alkylation of thiophenols. The reaction is typically carried out in solvents like DMF, THF, NMP, MeCN, acetone, DCM and DCE, at temperatures between 0°C and 100°C. Typically used bases are potassium carbonate, sodium hydride, lithium hexamethyldisilazide, sodium hexamethyldisilazide and potassium hexamethyldisilazide in conjunction with alkylating agents such as alkyl halides, alkyl mesylates and alkyl triflates.

In step 6, scheme 10 the obtained compounds of formula XXXVII are converted into their corresponding amino pyrazoles of formula I-i, using methods well known to someone skilled in the art, e.g. palladium-mediated amination of iminobromides, vinylbromides or aryl bromides as described in step 71 of scheme 1.

In step 7, scheme 10 the obtained compounds of formula I-i are converted into their corresponding sulfoxides or sulfones of formula I-j, using methods well known to someone skilled in the art, e.g. oxidation of thioethers to sulfoxides or sulfones. The reaction is typically carried out in solvents such as THF, toluene, alkanols such as MeOH, EtOH, IPA and water and mixtures thereof at temperatures between 0°C and 110°C. Typically used reagents are OXONE™ and *meta*-chloroperbenzoic acid.

A preferred method for the synthesis of the derivatives of formula I, wherein one of R¹ to R⁴ is alkyl, especially methyl, substituted with alkoxy, one of R¹ to R⁴ is R^{'''}, with R^{'''} being defined as R¹ to R⁴ above for formula I, and the remaining two of R¹ to R⁴ are hydrogen, is described in scheme 11. The derivatives of formula I, wherein one of R¹ to R⁴ is alkyl, especially methyl, substituted with alkoxy, one of R¹ to R⁴ is R^{'''}, with R^{'''} being defined as R¹ to R⁴ above for formula I and the remaining two of R¹ to R⁴ are hydrogen, are named I-k in scheme 11.



Scheme 11

A preferred method for the synthesis of the compounds of formula I-k starts from the corresponding phthalazine diones of formula II-b. Step 1 of the reaction sequence (scheme 11) is a two step process in which a dibromination is followed by a monohydrolysis,
5 yielding the 4-bromo-alkylcarboxyphthalazinone derivatives of formula XXIII as described in step 1 of scheme 1.

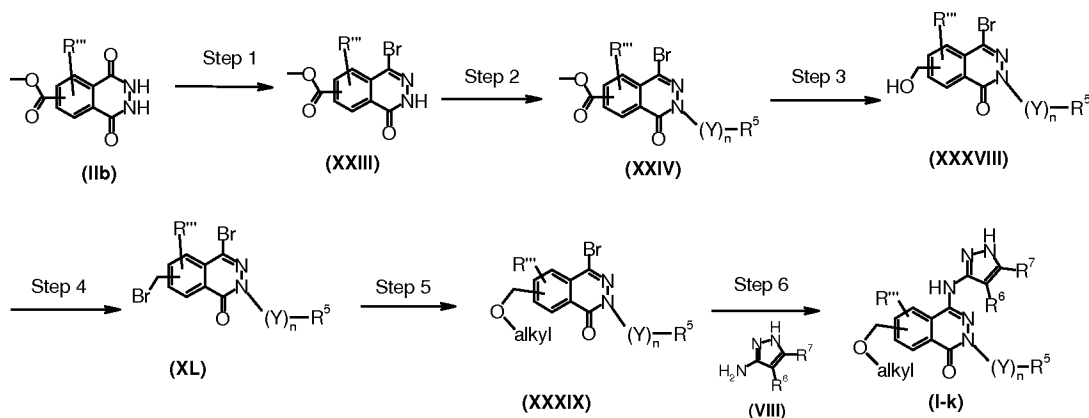
In step 2, scheme 11 the obtained compounds of formula XXIII are converted into their corresponding tertiary amides of formula XXIV, using methods well known to someone skilled in the art, e.g. alkylation under basic conditions as described in step 2 of scheme 1.

10 In step 3, scheme 11 the obtained compounds of formula XXIV are converted into their corresponding alcohols of formula XXXVIII, using methods well known to someone skilled in the art, e.g. reduction of esters to form alcohols. The reaction is typically carried out in solvents like THF, dioxane, DCM and mixtures thereof, at temperatures between 0°C and 100°C. Typically used reducing reagents are lithium borohydride.

15 In step 4, scheme 11 the obtained compounds of formula XXXVIII are converted into their corresponding ethers of formula XXXIX, using methods well known to someone skilled in the art, e.g. alkylation of alcohols. The reaction is typically carried out in solvents like DMF, THF, NMP, MeCN, acetone, DCM and DCE, at temperatures between 0°C and 100°C. Typically used bases are potassium carbonate, sodium hydride, lithium hexa-
20 methylidisilazide, sodium hexamethylidisilazide and potassium hexamethylidisilazide in conjunction with alkylating agents such as alkyl halides, alkyl mesylates and alkyl triflates.

In step 5, scheme 11 the obtained compounds of formula XXXIX are converted into their corresponding amino pyrazoles of formula I-k, using methods well known to someone skilled in the art, e.g. palladium-mediated amination of iminobromides, vinylbromides or
25 aryl bromides as described in step 7a of scheme 1.

Another preferred method for the synthesis of the derivatives of formula I, wherein one of R^1 to R^4 is alkyl, especially methyl, substituted with alkoxy, one of R^1 to R^4 is R''' , with R''' being defined as R^1 to R^4 above for formula I, and the remaining two of R^1 to R^4 are hydrogen, is described in scheme 12. The derivatives of formula I, wherein one of R^1 to R^4 is
30 alkyl, especially methyl, substituted with alkoxy, one of R^1 to R^4 is R''' , with R''' being defined as R^1 to R^4 above for formula I and the remaining two of R^1 to R^4 are hydrogen, are named I-k in scheme 12.



Scheme 12

A preferred method for the synthesis of the compounds of formula I-k starts from the corresponding phthalazine diones of formula II-b. Step 1 of the reaction sequence (scheme 12) is a two step process in which a dibromination is followed by a monohydrolysis, yielding the 4-bromo-alkylcarboxyphthalazinone derivatives of formula XXIII as described in step 1 of scheme 1.

In step 2, scheme 12 the obtained compounds of formula XXIII are converted into their corresponding tertiary amides of formula XXIV, using methods well known to someone skilled in the art, e.g. alkylation under basic conditions as described in step 2 of scheme 1.

In step 3, scheme 12 the obtained compounds of formula XXIV are converted into their corresponding alcohols of formula XXXVIII, using methods well known to someone skilled in the art, e.g. reduction of esters to form alcohols as described in step 3 of scheme 11.

In step 4, scheme 12 the obtained compounds of formula XXXVIII are converted into their corresponding alkyl bromides of formula XL, using methods well known to someone skilled in the art, e.g. functional group interconversion of alcohols into bromides. The reaction is typically carried out in solvents like MeCN, THF, dioxane, DCM and mixtures thereof, at temperatures between 0°C and 100°C. Typically used brominating reagents are trimethylsilyl chloride in conjunction with lithium bromide, trimethylsilyl bromide, phosphorous tribromide or carbon tetrabromide/triphenylphosphine.

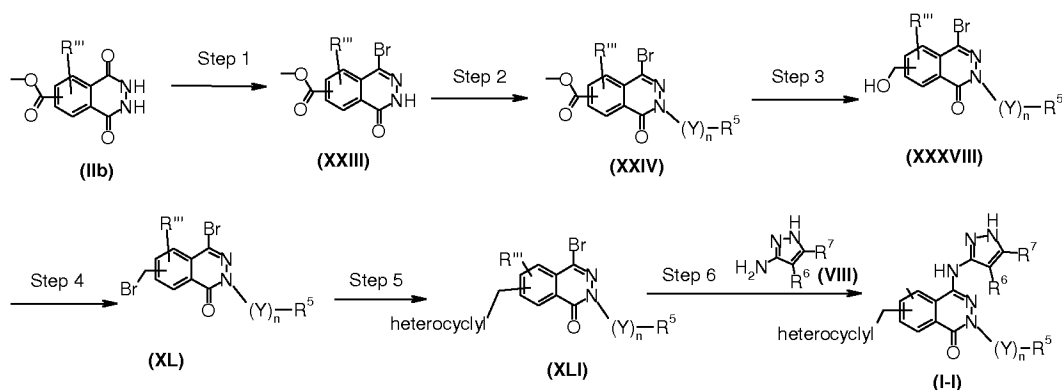
In step 5, scheme 12 the obtained compounds of formula XL are converted into their corresponding ethers of formula XXXIX, using methods well known to someone skilled in the art, e.g. alkylation of alcohols. The reaction is typically carried out in solvents like DMF, THF, NMP, MeCN, acetone, DCM and DCE, at temperatures between 0°C and 100°C.

Typically used bases are potassium carbonate, sodium hydride, lithium hexamethyldisilazide, sodium hexamethyldisilazide and potassium hexamethyldisilazide in conjunction with nucleophiles such as alcohols.

In step 6, scheme 12 the obtained compounds of formula XXXIX are converted into their
5 corresponding amino pyrazoles of formula I-k, using methods well known to someone skilled in the art, e.g. palladium-mediated amination of iminobromides, vinylbromides or aryl bromides as described in step 7a of scheme 1.

Alternatively to the routes described in scheme 11 and scheme 12, the compounds of
10 formula I-k can be prepared via the N,N'-diprotected intermediate of formula XLV shown in scheme 14.

A preferred method for the synthesis of the derivatives of formula I, wherein one of R¹ to R⁴ is heterocyclyl-T², wherein the heterocyclyl contains at least one nitrogen and wherein the heterocyclyl is attached via the nitrogen, and T² is an alkylene, one of R¹ to R⁴ is R^{'''}, with R^{'''} being defined as R¹ to R⁴ above for formula I, and the remaining two of R¹ to R⁴
15 are hydrogen, R⁶ is hydrogen and R⁷ is methyl, is described in scheme 13. The derivatives of formula (I), wherein one of R¹ to R⁴ is heterocyclyl-T², wherein the heterocyclyl contains at least one nitrogen and wherein the heterocyclyl is attached via the nitrogen, and T² is an alkylene, one of R¹ to R⁴ is R^{'''}, with R^{'''} being defined as R¹ to R⁴ above for formula I, and the remaining two of R¹ to R⁴ are hydrogen, R⁶ is hydrogen and R⁷ is methyl, are named I-1
20 in scheme 13.



Scheme 13

A preferred method for the synthesis of the compounds of formula I-1 starts from the corresponding phthalazine diones of formula II-b. Step 1 of the reaction sequence (scheme
25 13) is a two step process in which a dibromination is followed by a monohydrolysis, yield-

ing the 4-bromo-alkylcarboxyphthalazinone derivatives of formula XXIII as described in step 1 of scheme 1.

In step 2, scheme 13 the obtained compounds of formula XXIII are converted into their corresponding tertiary amides of formula XXIV, using methods well known to someone skilled in the art, e.g. alkylation under basic conditions as described in step 2 of scheme 1.

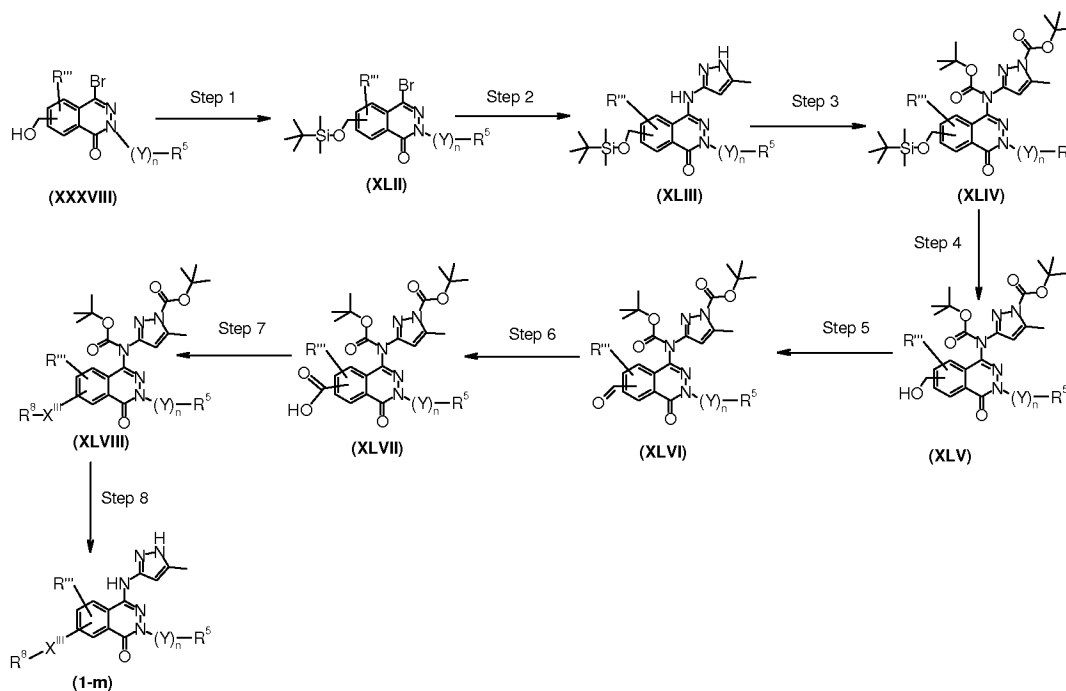
In step 3, scheme 13 the compounds of formula XXIV are converted into their corresponding alcohols of formula XXXVIII, using methods well known to someone skilled in the art, e.g. reduction of esters to form alcohols as described in step 3 of scheme 11.

In step 4, scheme 13 the obtained compounds of formula XXXVIII are converted into their corresponding alkyl bromides of formula XL, using methods well known to someone skilled in the art, e.g. functional group interconversion of alcohols into bromides as described in step 4 of scheme 12.

In step 5, scheme 13 the obtained compounds of formula XL are converted into their corresponding heterocyclyl alkyl derivatives of formula XLI, using methods well known to someone skilled in the art, e.g. N-alkylation of nitrogen containing heterocycles. The reaction is typically carried out in solvents like DMF, THF, NMP, MeCN, acetone, DCM and DCE, at temperatures between 0°C and 100°C. Typically used bases are potassium carbonate, sodium hydride, lithium hexamethyldisilazide, sodium hexamethyldisilazide and potassium hexamethyldisilazide in conjunction with nucleophiles such as secondary amines.

In step 6, scheme 13 the obtained compounds of formula XLI are converted into their corresponding amino pyrazoles of formula I-1, using methods well known to someone skilled in the art, e.g. palladium-mediated amination of iminobromides, vinylbromides or aryl bromides as described in step 7a of scheme 1.

A preferred method for the synthesis of the derivatives of formula I, wherein one of R¹ to R⁴ is R⁸-X^{III}-, with X^{III} being -NHC(O)-, -N(alkyl)C(O)- or -OC(O)-, one of R¹ to R⁴ is R^{'''}, with R^{'''} being defined as R¹ to R⁴ above for formula I, and the remaining two of R¹ to R⁴ are hydrogen, R⁶ is hydrogen and R⁷ is methyl, is described in scheme 14. The derivatives of formula I, wherein one of R¹ to R⁴ is R⁸-X^{III}-, with X^{III} being -NHC(O)-, -N(alkyl)C(O)- or -OC(O)-, one of R¹ to R⁴ is R^{'''}, with R^{'''} being defined as R¹ to R⁴ above for formula I and the remaining two of R¹ to R⁴ are hydrogen, are named I-m in scheme 14.



Scheme 14

A preferred method for the synthesis of the compounds of formula I-m starts from the corresponding hydroxymethyl bromophthalazinones of formula XXXVIII (for preparation see schemes 11 and 12). In step 1, scheme 14 the obtained compounds of formula XXXVIII are converted into their corresponding silyl ethers of formula XLII, using methods well known to someone skilled in the art, e.g. silyl protection of an alcohol. The reaction is typically carried out in aprotic solvents such as DCM, THF, DMF, DMSO, NMP and mixtures thereof at temperatures between 0°C and 40°C. Typically used reagents are silyl chlorides or silyl triflates such as tert-butyldimethylsilyl chloride and tert-butyldimethylsilyl triflates. Typically used bases are imidazole, TEA, pyridine and DMAP.

In step 2, scheme 14 the obtained compounds of formula XLII are converted into their corresponding amino pyrazoles of formula XLIII, using methods well known to someone skilled in the art, e.g. palladium-mediated amination of iminobromides, vinylbromides or aryl bromides as described reaction 7a of scheme 1.

In step 3, scheme 14 the obtained compounds of formula XLIII are converted into their corresponding protected amino pyrazoles of formula XLIV, using methods well known to someone skilled in the art, e.g. carbamate protection of amines. The reaction is typically carried out in solvents such as THF, dioxane, DCM, DMF or NMP. Typically used bases are TEA, sodium hydride, DMAP, at temperatures between 0°C and 100°C in conjunction with reagents such as di-*tert*-butyl dicarbonate.

In step 4, scheme 14 the obtained compounds of formula XLIV are converted into their corresponding alcohols of formula XLV, using methods well known to someone skilled in the art, e.g. fluoride mediated deprotection of silyl ethers. The reaction is typically carried out in solvents such as THF, dioxane, and DCM at temperatures between 0°C and 100°C.

- 5 Typically used reagents are tetrabutylammonium fluoride, potassium fluoride, hydrogen fluoride-pyridine complex and silica supported tetrabutylammonium fluoride.

In step 5, scheme 14 the obtained compounds of formula XLV are converted into their corresponding aldehydes of formula XLVI, using methods well known to someone skilled in the art, e.g. oxidation of an alcohol. The reaction is typically carried out in solvents such as

- 10 DMF, NMP, DMSO, THF, dioxane and DCM at temperatures between 0°C and 100°C. Typically used reagents are pyridine-sulfur trioxide complex, Dess-Martin periodinane (DMP) or 2-iodoxybenzoic acid (IBX).

In step 6, scheme 14 the obtained compounds of formula XLVI are converted into their corresponding carboxylic acids of formula XLVII, using methods well known to someone

- 15 skilled in the art, e.g. oxidation of carboxaldehyde. The reaction is typically carried out in solvents such as DCM, THF, water and mixtures thereof at temperatures between 0°C and 40°C. Typically used reagents are sodium chlorite, using buffering reagents such as sulfamic acid and phosphoric acid and radical trapping reagents such as isobutene.

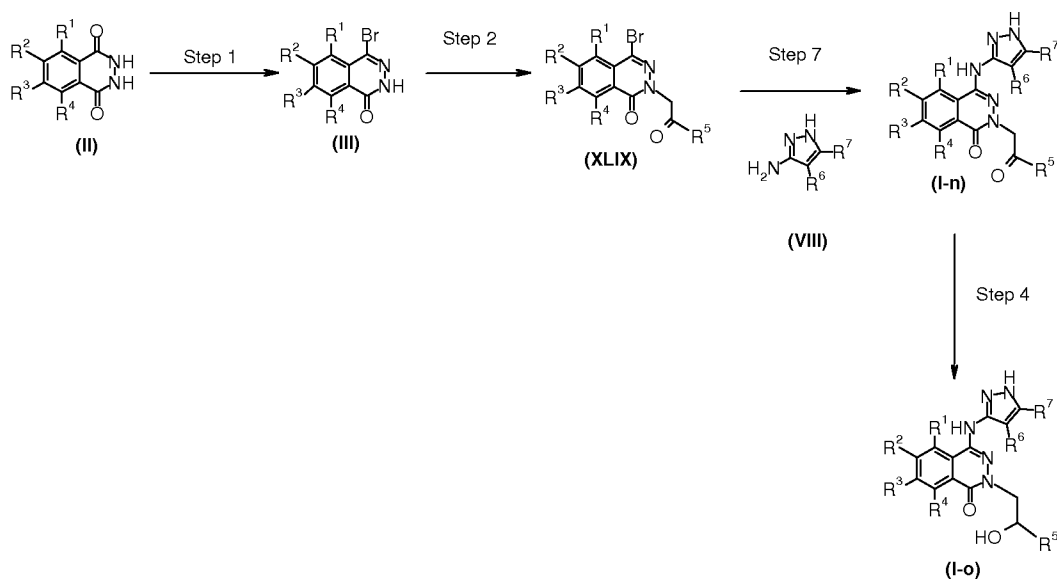
In step 7, scheme 14 the obtained compounds of formula XLVII are converted into their

- 20 corresponding carboxamides of formula XLVIII, using methods well known to someone skilled in the art, e.g. amide formation by acid-amine coupling as described in step 2 of scheme 3.

In step 8, scheme 14 the obtained compounds of formula XLVIII are converted into compounds of formula I-m, using methods well known to someone skilled in the art, e.g. acid-

- 25 mediated deprotection of carbamates as described for step 7 of scheme 7.

A preferred method for the synthesis of the derivatives of formula I, wherein n is 1 and Y is -alkylene-C(O)- or -alkylene-CH(OH)-, is described in scheme 15. The derivatives of formula I, wherein n is 1 and Y is -alkylene-C(O)- are named I-n and the derivatives of formula I, wherein n is 1 and Y is -alkylene-CH(OH)- are named I-o in scheme 15.



Scheme 15

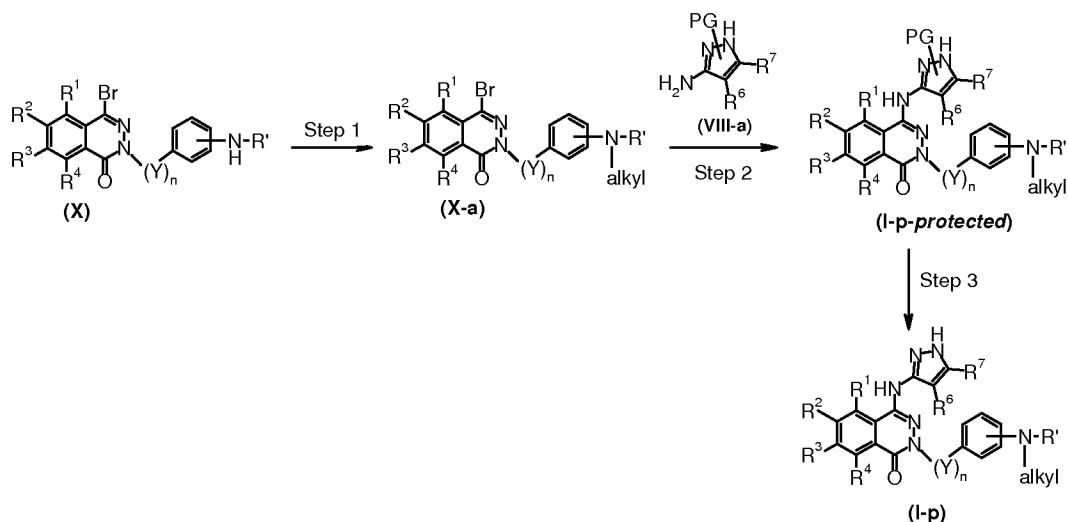
A preferred method for the synthesis of the compounds of formula I-n and I-o starts from the corresponding phthalazine diones of formula II. Step 1 of the reaction sequence (scheme 15) is a two step process in which a dibromination is followed by a monohydrolysis, yielding the 4-bromophthalazinone derivatives of formula III as described in step 1 of scheme 1.

In step 2, scheme 15 the obtained compounds of formula III are converted into their corresponding tertiary amides of formula XLIX, using methods well known to someone skilled in the art, e.g. alkylation under basic conditions with an α-halo-carbonyl compound as described for step 2 of scheme 1.

In step 3, scheme 14 the obtained compounds of formula XLIX are converted into their corresponding amino pyrazoles of formula I-n, using methods well known to someone skilled in the art, e.g. palladium-mediated amination of iminobromides, vinylbromides or aryl bromides as described or step 7a of scheme 1.

In step 4, scheme 15 the obtained compounds of formula I-n are converted into their corresponding alcohols of formula I-o, using methods well known to someone skilled in the art, e.g. reduction of ketones to form alcohols. The reaction is typically carried out in solvents like THF, dioxane, DCM and mixtures thereof, at temperatures between 0°C and 100°C. Typically used reducing reagents are lithium borohydride and other reducing agents.

A preferred method for the synthesis of the derivatives of formula I, wherein R⁵ is phenyl which is substituted at the *para*- or *meta*- position with or –N(alkyl)-R' and R' is –C(O)-aryl, –C(O)-cycloalkyl, –C(O)-alkyl, –C(O)-alkoxyalkyl, –C(O)-alkoxy, –S(O)₂-aryl, –S(O)₂-alkyl, is described in scheme 16. The derivatives of formula I, wherein R⁵ is phenyl which is substituted at the *para*- or *meta*- position with or –N(alkyl)-R' and R' is –C(O)-aryl, –C(O)-cycloalkyl, –C(O)-alkyl, –C(O)-alkoxyalkyl, –C(O)-alkoxy, –S(O)₂-aryl, –S(O)₂-alkyl, are named I-p in scheme 16.



Scheme 16

10 Step 1, scheme 16, is the alkylation of compounds of formula X (see scheme 2) by standard methods known to those skilled in the art, e.g. by alkylation with an alkyl bromide or iodide or tosylate or mesylate, in the presence of a base like sodium hydride, potassium tert.-butoxide, or DIPEA to yield the compounds of formula X-a. Suitable inert solvents are for instance DMF, DMSO, NMP or THF, and the reaction is carried out in a

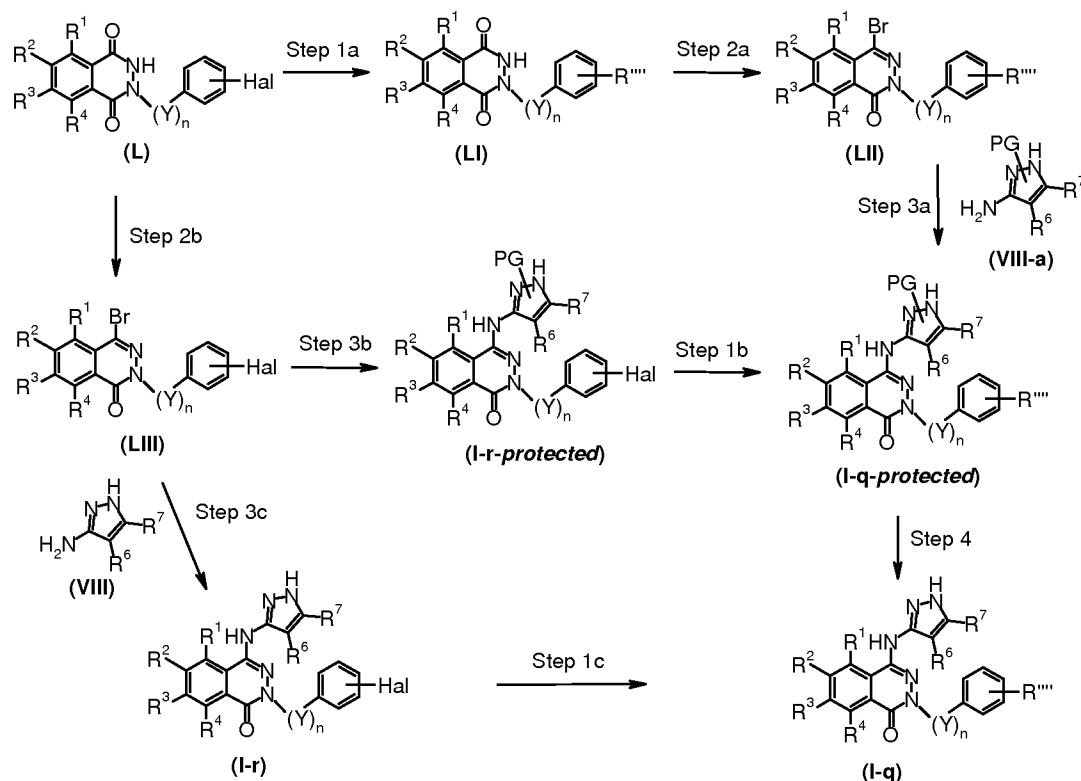
15 temperature range from – 20°C to 100°C.

Step 2, scheme 16, is the Buchwald coupling (step 7a of scheme 1) of the bromo-phthalazinones of formula X-a with a protected aminopyrazole of formula VIII-a as described in scheme 1, step 7b yielding the protected phthalazinone-aminopyrazole derivatives of formula I-p-protected

20 Step 3, scheme 16, is the cleavage of the protecting group as described in scheme 1, step 8.

Certain derivatives of formula I wherein R⁵ is phenyl which is substituted at the *para*- or *meta*- position with a substituent R''', R''' being an aryl group or a nitrogen containing heterocyclyl attached via N, a NH-alkyl, a NH-aryl or an alkylsulfanyl or an arylsulfanyl

group, are preferably synthesized according to scheme 17. Such derivatives of formula I are named I-q in scheme 17.



Scheme 17

- 5 In step 1a, scheme 17, halogen-substituted phthalazinones L, with Hal being iodo or bromo or chloro or fluoro, are converted to compounds of formula LI by a substitution reaction of the aromatic halogen by a group R'''. This can be carried out directly under basic conditions, if the group R''' comprises a strong nucleophile and the halogen is a fluorine. More preferably, Hal is iodo, bromo or chloro and R''' is introduced under
- 10 transition metal catalysis by methods known to the skilled chemist. Typical reactions for this purpose are the Buchwald reaction if R''' is a nitrogen containing heterocyclyl attached via N, a NH-alkyl, a NH-aryl, or an alkylsulfanyl or an arylsulfanyl group. The conditions for such a Buchwald reaction are the same as described for scheme 1, step 7a. If R''' is an alkylsulfanyl or an arylsulfanyl group, the substitution reaction can also be carried out
- 15 under Ullman conditions, e.g. in the presence of a Cu catalyst like copper iodide or copper powder in solvents like quinoline, NMP or ethylene glycol, optionally in the presence of a base like pyridine. The Ullman reaction is carried out at elevated temperatures from 60°C to 200°C. If R''' is an aryl group, it is introduced best under the conditions of a Suzuki coupling. In a Suzuki coupling, a boronic acid derivative of R''' is reacted with L under
- 20 palladium catalysis by palladium black or a palladium phosphine complex like *tetrakis*-tri-

phenylphosphino-palladium(0), in the presence of a base like sodium carbonate or potassium fluoride. Suitable solvents are toluene, water, dioxane, THF, MeOH, EtOH, or mixtures thereof, and the Suzuki coupling is run at temperatures from RT to 150°C.

5 Step 2a, scheme 17 is the bromination of a phthalazinedione derivative of formula LI to give a 4-bromophthalazinone derivative of formula LII. The same conditions apply as described for scheme 1, step 6.

Step 3a, scheme 17, is the Buchwald coupling of a bromophthalazinone derivative LII with a protected aminopyrazole VIII-a to give the final products in protected form, I-q-*protected*. The same methods and conditions apply as described for scheme 1, step 7b.

10 Step 4, scheme 17, is the deprotection of derivatives I-q-*protected* to give the final aminopyrazole derivatives I-q. The same conditions apply as described for scheme 1, step 8.

Step 1b, scheme 17, is the substitution reaction of the halogen atom in a protected aminopyrazole derivative of formula I-r-*protected*. It is carried out with the same methods and conditions as described for step 1a.

15 Step 2b, scheme 17, is the bromination of phthalazinedione L to give LIII and is carried out as described for scheme 1, step 6.

Step 3b, scheme 17, is the Buchwald coupling of a bromophthalazinone derivative LIII with a protected aminopyrazole VIII-a to give the aminopyrazole derivatives I-r-*protected*, in protected form. The same methods and conditions apply as described for scheme 1, step
20 7b. For this step it is preferred that Hal is chloro in order to achieve a selective replacement of only the bromo atom in LIII during the Buchwald reaction.

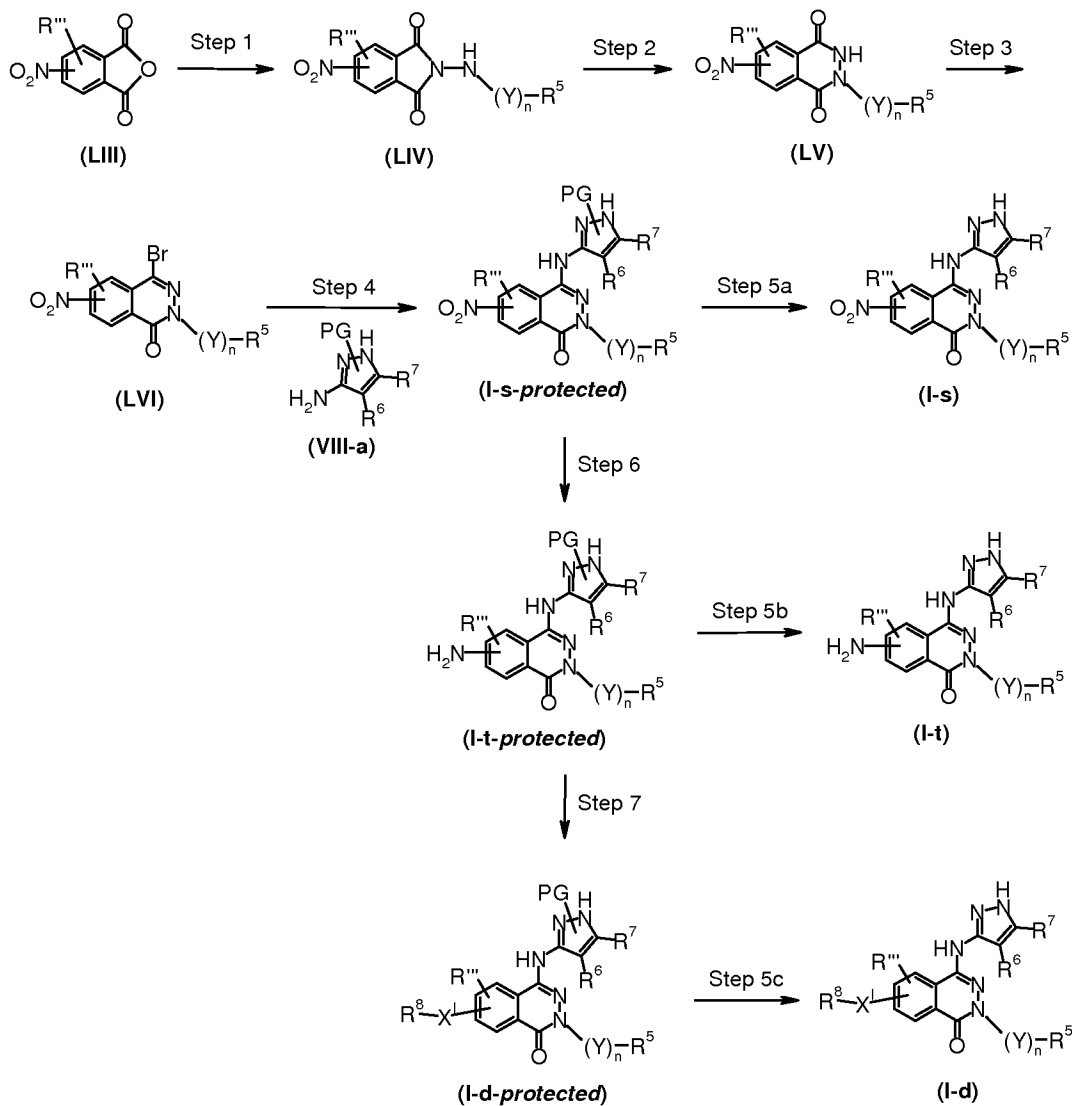
Step 1c, scheme 17, is the substitution reaction of the halogen atom in an unprotected aminopyrazole derivative of formula I-r. It is carried out with the same methods and conditions as described for step 1a.

25 Step 3c, scheme 17, is the Buchwald coupling of a bromophthalazinone derivative LIII with an aminopyrazole VIII to give the aminopyrazole derivatives I-r. The same methods and conditions apply as described for scheme 1, step 7a. For this step it is preferred that Hal is chloro in order to achieve a selective replacement of only the bromo atom in LIII during the Buchwald reaction.

30 If the substituent R''' is alkylsulfanyl and arylsulfanyl group, these sulfanyl groups can subsequently be oxidized to substituents -S(O)alkyl, -SO₂alkyl and -S(O)aryl, -SO₂aryl by well

known reagents like meta-chloroperbenzoic acid (MCPBA) or Oxone. Such an oxidation step can optionally be carried out at a later stage of the sequence, e.g. after step 2a or after step 3a or after step 1b.

Another method for the synthesis of the derivatives of formula I, wherein one of R¹ to R⁴ is
5 NH₂ or NO₂ or R⁸-X^{II}-, with X^{II} being -C(O)NH-, -NHC(O)NH- or -S(O)₂NH-, one of R¹
to R⁴ is R^{'''}, with R^{'''} being defined as R¹ to R⁴ above for formula I and the remaining two
of R¹ to R⁴ are hydrogen, is described in scheme 18. The derivatives of formula I, wherein
one of R¹ to R⁴ is R⁸-X^{II}-, with X^{II} being -C(O)NH-, -NHC(O)NH- or -S(O)₂NH-, one of
R¹ to R⁴ is R^{'''}, with R^{'''} being defined as R¹ to R⁴ above for formula I and the remaining
10 two of R¹ to R⁴ are hydrogen, are named I-d in scheme 18. The derivatives of formula I,
wherein one of R¹ to R⁴ is NO₂, one of R¹ to R⁴ is R^{'''}, with R^{'''} being defined as R¹ to R⁴
above for formula I and the remaining two of R¹ to R⁴ are hydrogen, are named I-s in
scheme 18. The derivatives of formula I, wherein one of R¹ to R⁴ is NH₂, one of R¹ to R⁴ is
R^{'''}, with R^{'''} being defined as R¹ to R⁴ above for formula I and the remaining two of R¹ to
15 R⁴ are hydrogen, are named I-t in scheme 18.



Scheme 18

Step 1, scheme 18, is the reaction of a nitro-substituted phthalic anhydride of formula LIII with a substituted hydrazine to give compounds of formula LIV. Step 1 is carried out as described for scheme 1, step 4.

Step 2, scheme 18, is the rearrangement of compounds of formula LIV into phthalazindiones of formula LV and is carried out as described for scheme 1, step 5.

Step 3, scheme 18, is the bromination of phthalazindiones LV to give the 4-bromophthalazinones LVI, and is carried out as described for scheme 1, step 6.

Step 4, scheme 18, is the Buchwald reaction of bromo-phthalazinones LVI with a protected aminopyrazole derivative VIII-a to yield derivatives of formula I-s-protected and is carried out as described in scheme 1, step 7b.

Step 5a, scheme 18, is the deprotection of derivatives *I-s-protected* to give the nitro-substituted derivatives *I-s* and is carried out as described for scheme 1, step 8.

In step 6, scheme 18, the obtained compounds of formula *I-s-protected* are converted into their corresponding anilines of formula *I-t-protected*, using methods well known to someone skilled in the art, e.g. aniline formation by the reduction of nitrobenzenes as described for step 1 of scheme 2). Alternatively, the nitro group can be reduced by catalytic hydrogenation with palladium on charcoal as the catalyst in solvents like MeOH or THF, at temperatures between 20°C and 100°C.

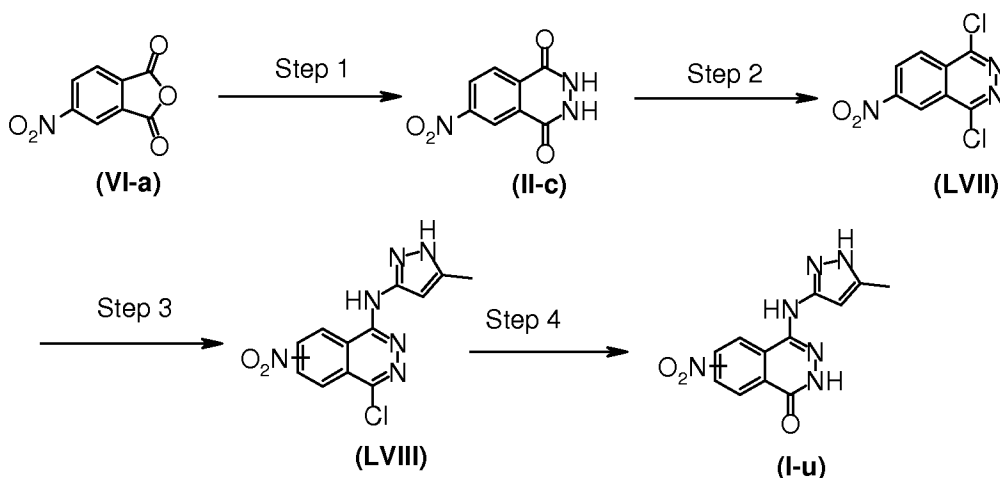
In step 7 scheme 18, the obtained aniline compounds of formula *I-t-protected* are converted into their corresponding amides, sulfonamides or ureas of formula *I-d-protected*, using methods well known to someone skilled in the art, e.g. sulfonylation, acylation or aminocarboxylation of anilines as described for step 6 of scheme 2.

Step 5b, scheme 18, is the deprotection of derivatives *I-t-protected* to give the amino-substituted derivatives *I-t* and is carried out as described for scheme 1, step 8.

Step 5c, scheme 18, is the deprotection of derivatives *I-d-protected* to give the substituted derivatives *I-d* and is carried out as described for scheme 1, step 8.

For a few special cases the different reaction sequences can alternatively involve the step of generating a monochloro derivative of the phthalazinedione instead of the usual monobromo derivative, followed directly or after some intermediary steps by a Buchwald reaction with the appropriate aminopyrazoles (see e.g. Scheme 19)

Another method for the synthesis of the derivatives of formula I, wherein one of R^1 to R^4 is NO_2 , the remaining two of R^1 to R^4 are hydrogen, R^5 is hydrogen and n is 0, is described in scheme 19. The derivatives of formula I, wherein one of R^1 to R^4 is NO_2 , the remaining two of R^1 to R^4 are hydrogen, R^5 is hydrogen and n is 0, are named *I-u* in scheme 19.



Scheme 19

In step 1, scheme 19 the substituted phthalic anhydrides [compounds of formula (VI-a)] are converted into their corresponding Phthalazinones of formula (II-c), using methods well known to someone skilled in the art, e.g. hydrazine mediated ring expansion of phthalic anhydrides. The reaction is typically carried out in aprotic solvents such as THF, DMF, NMP or protic solvents such as HOAc, EtOH, MeOH and IPA and mixtures thereof at temperatures between 0°C and 120°C. Typically used reagents are hydrazine, hydrazine hydrate and hydrazine hydrochloride. (This method can also be used to obtain phthalazinones of formula I wherein R⁵ is not hydrogen, when N-substituted hydrazine, hydrazine hydrate and hydrazine hydrochloride instead and the next steps were accordingly).

In step 2, scheme 19 the obtained compounds of formula (II-c) are converted into their corresponding dichlorophthalazines of formula (LVII), using methods well known to someone skilled in the art, e.g. iminochloride formation from secondary amides. The reaction is typically carried out without solvent, or in solvents like DCM, DCE and anisole, and mixtures thereof, at temperatures between 30°C and 150°C. Typically used chlorinating reagents are POCl₃, PCl₅ and PCl₃, in the presence or absence of bases such as pyridine, TEA and DIPEA.

In step 3, scheme 19 the obtained compounds of formula (LVII) are converted into their corresponding aminopyrazole (LVIII), using methods well known to someone skilled in the art, e.g. aromatic substitution displacements of iminochlorides with amines. The reaction is typically carried out in solvents such as THF, pyridine, toluene, alkanols such as IPA or *tert*-butanol, and mixtures thereof at temperatures between 40°C and 150°C.

In step 4, scheme 19 the iminochlorides of formula (LVIII) are converted into their corresponding amide (I-u), using methods well known to someone skilled in the art, e.g. mono-

hydrolysis of the iminochloride. The reaction is typically carried out under aqueous or anhydrous conditions in solvents such as water, aqueous lithium hydroxide, aqueous potassium hydroxide, aqueous sodium carbonate, aqueous potassium hydrogen carbonate, aqueous potassium carbonate, aqueous MeOH, glacial HOAc at temperatures between
5 20°C and 110°C.

In the above schemes 1 to 19, certain substituents on the groups R¹ to R⁴ and R⁵ may not be inert to the conditions of the synthesis sequences described above and may require protection by standard protecting groups known in the art. For instance, an amino or hydroxyl group may be protected as an acetyl or tert.-butoxycarbonyl derivative. Alternatively, some
10 substituents may be derived from others at the end of the reaction sequence. For instance, a compound of formula I may be synthesized bearing a nitro-, an ethoxycarbonyl, a sulfonic acid substituent on the group R¹ to R⁴ and R⁵, which substituents are finally converted to an amino-, alkylamino-, dialkylamino-, acylamino-, alkylsulfonylamino, arylsulfonylamino substituent, or to a carboxamide substituent, or to a sulfonamide substituent by standard
15 procedures.

The compounds according to the present invention may exist in the form of their pharmaceutically acceptable salts. The term "pharmaceutically acceptable salt" refers to conventional acid-addition salts that retain the biological effectiveness and properties of the compounds of formula I and are formed from suitable non-toxic organic or inorganic bases or
20 from organic or inorganic acids. Examples of base-addition salts include those derived from sodium, potassium, ammonium, quaternary ammonium hydroxides (such as e.g., tetramethylammonium hydroxide). Examples of acid-addition salts include those derived from inorganic acids such as HCl, hydrobromic acid, hydroiodic acid, sulfuric acid, sulfamic acid, phosphoric acid and nitric acid, and those derived from organic acids such as p-
25 toluenesulfonic acid, naphthalenesulfonic acid, naphthalenedisulfonic acid, methanesulfonic acid, ethanesulfonic acid and the like. The chemical modification of a pharmaceutical compound (i.e. a drug) into a salt is a technique well known to pharmaceutical chemists to obtain improved physical and chemical stability, hygroscopicity, flowability and solubility of compounds. See, e.g. Stahl and Wermuth (editors), Handbook of Pharmaceutical Salts,
30 Verlag Helvetica Chimica Acta (VHCA), Zürich, (2002) or Bastin et al., Organic Proc. Res. Dev. 4 (2000) 427-435.

The compounds of formula I can contain one or several chiral centers and can then be present in a racemic or in an optically active form. The racemates can be separated according to known methods into the enantiomers. For instance, diastereomeric salts which can be
35 separated by crystallization are formed from the racemic mixtures by reaction with an

optically active acid such as e.g. D- or L-camphorsulfonic acid. Alternatively separation of the enantiomers can also be achieved by using chromatography on chiral HPLC-phases which are commercially available.

The compounds of formula I and their pharmaceutically acceptable salts possess valuable pharmacological properties. It has been found that said compounds show activity as inhibitors of BTK and SYK and also show anti-B-cell activation activity. Consequently the compounds of the present invention are useful in the therapy and/or prevention of illnesses with known activation or over-expression of BTK and/or SYK, especially in the therapy and / or prevention of illnesses mentioned above. The activity of the present compounds as inhibitors of BTK and/or SYK is demonstrated by the following biological assays.

Determination of IC₅₀ of Bruton's tyrosine kinase (Btk) inhibition

The assay is a capture of radioactive ³³P phosphorylated product through filtration. The interactions of Btk, biotinylated SH₂ peptide substrate (Src homology), and ATP lead to phosphorylation of the peptide substrate. Biotinylated product is bound streptavidin sepharose beads. All bound, radiolabeled products are detected by scintillation counter.

Plates assayed are 96-well polypropylene (Greiner) and 96-well 1.2 μm hydrophilic PVDF filter plates (Millipore). Concentrations reported here are final assay concentrations: 10-100 μM compounds in DMSO (Burdick and Jackson), 5-10 nM Btk enzyme (His-tagged, full-length), 30 μM peptide substrate (Biotin-Aca-AAAEIYGEI-NH₂), 100 μM ATP (Sigma), 8 mM imidazole (Sigma, pH 7.2), 8 mM glycerol-2-phosphate (Sigma), 200 μM EGTA (Roche Diagnostics), 1 mM MnCl₂ (Sigma), 20 mM MgCl₂ (Sigma), 0.1 mg/ml BSA (Sigma), 2 mM DTT (Sigma), 1 μCi ³³P ATP (Amersham), 20% streptavidin sepharose beads (Amersham), 50 mM EDTA (Gibco), 2 M NaCl (Gibco), 2 M NaCl w/ 1% phosphoric acid (Gibco), microscint-20 (Perkin Elmer).

IC₅₀ determinations are calculated from 10 data points per compound utilizing data produced from a standard 96-well plate assay template. One control compound and seven unknown inhibitors were tested on each plate and each plate was run twice. Typically, compounds were diluted in half-log starting at 100 μM and ending at 3 nM. The control compound was staurosporine. Background was counted in the absence of peptide substrate. Total activity was determined in the presence of peptide substrate. The following protocol was used to determine BTK inhibition.

- 1) Sample preparation: The test compounds were diluted at half-log increments in assay buffer (imidazole, glycerol-2-phosphate, EGTA, MnCl₂, MgCl₂, BSA).
- 2) Bead preparation
 - a.) rinse beads by centrifuging at 500 g
 - 5 b.) reconstitute the beads with PBS and EDTA to produce a 20% bead slurry
- 3) Pre-incubate reaction mix without substrate (assay buffer, DTT, ATP, ³³P ATP) and mix with substrate (assay buffer, DTT, ATP, ³³P ATP, peptide substrate) 30°C for 15 min.
- 4) To start assay, pre-incubate 10 µL BTK in enzyme buffer (imidazole, glycerol-2-phosphate, BSA) and 10µL of test compounds for 10 min at RT.
- 10 5) Add 30 µL reaction mixture without or with substrate to BTK and compounds.
- 6) Incubate 50 µL total assay mix for 30 min at 30°C.
- 7) Transfer 40 µL of assay to 150 µL bead slurry in filter plate to stop reaction.
- 8) Wash filter plate after 30 min, with following steps
 - a. 3 x 250 µL NaCl
 - 15 b. 3 x 250 µL NaCl containing 1% phosphoric acid
 - c. 1 x 250 µL H₂O
- 9) Dry plate for 1 h at 65°C or overnight at RT
- 10) Add 50 µL microscint-20 and count ³³P cpm on scintillation counter.

Calculate percent activity from raw data in cpm

$$20 \quad \text{percent activity} = (\text{sample} - \text{bkg}) / (\text{total activity} - \text{bkg}) \times 100$$

Calculate IC₅₀ from percent activity, using one-site dose response sigmoidal model

$$y = A + ((B - A) / (1 + ((x / C)^D)))$$

x = cmpd conc, y = % activity, A = min, B = max, C = IC₅₀, D = 1 (hill slope)

With compounds, of the present invention, the IC₅₀ for inhibition of BTK was detected in the range of 0.14 – 0.88 μM (13 compounds) and 1.1 – 65 μM (45 compounds). Representative results are in Table 1.

Determination of IC₅₀ of Spleen Tyrosine Kinase (SYK) inhibition

- 5 The SYK kinase assay is a standard kinase assay adapted to a 96 well plate format. This assay is performed in 96-well format for IC₅₀ determination with 8 samples which represented 10 half log dilutions and a 40 μL reaction volume. The assay measures the incorporation of radiolabeled ³³P γATP into an N-terminally biotinylated peptide substrate, derived from naturally occurring phosphoacceptor consensus sequence (Biotin-11aa
- 10 DY*E). Phosphorylated products were detected upon termination of reactions with EDTA and the addition of Streptavidin coated beads.

Assay plates: 96-well MultiScreen 0.65um filter plates (Millipore Cat. No.: MADVNOB10)

Streptavidin coated beads: Streptavidin Sepharose TM, suspension 5.0mL, in 50mM

EDTA/PBS diluted (1:100), (Amersham, Cat. No.: 17-5113-01)

- 15 Compounds: 10 mM in 100% dimethylsulfoxide (DMSO), final conc.: compound 0.003-100uM in 10% DMSO

Enzyme: SYK RPA purified, truncated construct of Spleen Tyrosine Kinase aa 360-635, stock solution 1 mg/mL, MW: 31.2 KDa, final conc.:0.0005 μM.

- Peptide 1: biotinylated peptide is derived from a naturally occurring phosphor-acceptor
- 20 consensus sequence (Biotin-EPEGDYEEVLE), special order from QCB, stock solution 20mM, final conc.: 5.0 μM.

ATP: Adenosine-5'-triphosphate 20 mM, (ROCHE Cat. No.: 93202720), final concentration: 20μM

- Buffer: HEPES: 2-Hydroxyethyl piperazine-2-ethanesulfonic acid (Sigma , Cat. No.: H-3375) final concentration: 50mM HEPES pH7.5
- 25

BSA: Bovine Serum Albumin Fraction V, fatty acid free (Roche Diagnostics GmbH, Cat. No. 9100221) diluted to a final concentration of 0.1%

EDTA: EDTA stock solution 500 mM, (GIBCO, Cat. No.: 15575-038) final concentration: 0.1mM

- 30 DTT: 1,4-Dithiothreitol (Roche Diagnostics GmbH, Cat. No.: 197777), final conc.: 1mM

MgCl₂ x 6H₂O: MERCK, Cat. No.: 105833.1000, final concentration: 10mM

Assay Dilution Buffer (ADB): 50 mM HEPES, 0.1mM EGTA, 0.1mM Na Vanadate, 0.1mM β-glycerophosphate, 10 mM MgCl₂, 1 mM DTT, 0,1% BSA, pH 7.5

Bead wash buffer: 10 g/L PBS (Phosphate buffered saline) with 2M NaCl+ 1% phosphoric acid

Experimental Method:

In 40µL volume, 26µL of ADB diluted, purified recombinant human SYK360-635 [0.5 nM] was mixed with 4 µL of 10X concentrations of the test compounds, [usually 100µM-0.003µM] in [10%] DMSO and the mixture was incubated for 10 min at RT.

The kinase reaction was initiated by the addition of 10µL 4x substrate cocktail containing the DYE peptide substrate [0 or 5 µM], ATP [20 µM] and ³³ PγATP [2µCi/rxn]. After incubation at 30° C for 15 min, the reaction was terminated by the transfer of 25µL of the reaction sample to a 96 well 0.65um Millipore MADVNOB membrane/plate containing 200µL 5mM EDTA and 20% Streptavidine coated beads in PBS.

The unbound radionucleotides were washed under vacuum with 3 x 250µL 2M NaCl; 2 x 250 µL 2M NaCl+1% phosphoric acid; 1 x 250µL H₂O. After the last wash membrane/plates were transferred to an adaptor plate, heat dried for 15 min at 60° C, and 50 µL scintillation cocktail was added to each well and 4 h later the amount of radioactivity was counted in a top counter.

The percent inhibition was calculated based on the uninhibited enzyme rate:

$$\% \text{ Inhibition} = 100 / (1 + (\text{IC}_{50}/\text{Inhibitor conc})^n)$$

The IC₅₀ was calculated using a non-linear curve fit with XLfit software (ID Business Solution Ltd., Guilford, Surrey, UK). With claimed compounds, the IC₅₀ for inhibition of SYK was detected in the range of 0.04 – 0.96 µM (11 compounds) and 1.2 – 87 µM (38 compounds). Representative results are in Table 1.

Inhibition of B-cell Activation - B cell FLIPR assay in Ramos cells

Inhibition of B-cell activation by compounds of the present invention was demonstrated by determining the effect of the test compounds on anti-IgM stimulated B cell responses.

The B cell FLIPR assay is a cell based functional method of determining the effect of potential inhibitors of the intracellular calcium increase from stimulation by an anti-IgM antibody. Ramos cells (human Burkitt's lymphoma cell line. ATCC-No. CRL-1596) were

cultivated in Growth Media (described below). One day prior to assay, Ramos cells were resuspended in fresh growth media (same as above) and set at a concentration of 0.5×10^6 /mL in tissue culture flasks. On day of assay, cells were counted and set at a concentration of 1×10^6 /mL in growth media supplemented with $1 \mu\text{M}$ FLUO-3AM (TefLabs Cat-No. 0116, prepared in anhydrous DMSO and 10% Pluronic acid) in a tissue culture flask, and incubated at 37°C (4% CO_2) for 1 h. To remove extracellular dye, cells were collected by centrifugation (5min, 1000 rpm), resuspended in FLIPR buffer (described below) at 1×10^6 cells/mL and then dispensed into 96-well poly-D-lysine coated black/clear plates (BD Cat-No. 356692) at 1×10^5 cells per well. Test compounds at seven concentrations ranging from $100 \mu\text{M}$ to $0.03 \mu\text{M}$ were added, and allowed to incubate with cells for 30 min at RT. Ramos cell Ca^{2+} signaling was stimulated by the addition of $10 \mu\text{g/mL}$ anti-IgM (Southern Biotech, Cat-No. 2020-01) and measured on a FLIPR (Molecular Devices, captures images of 96 well plates using a CCD camera with an argon laser at 480nm excitation).

Growth Medium: RPMI 1640 medium with L-glutamine (Invitrogen, Cat-No. 61870-010), 10% Fetal Bovine Serum (FBS, Summit Biotechnology Cat-No. FP-100-05); 1mM Sodium Pyruvate (Invitrogen Cat. No. 11360-070).

FLIPR buffer: HBSS (Invitrogen, Cat-No. 141175-079), 2mM CaCl_2 (Sigma Cat-No. C-4901), HEPES (Invitrogen, Cat-No. 15630-080), 2.5mM Probenecid (Sigma, Cat-No. P-8761), 0.1% BSA (Sigma, Cat-No. A-7906), 11mM Glucose (Sigma, Cat-No. G-7528).

In order to achieve the highest final assay concentration of $100 \mu\text{M}$, $24 \mu\text{L}$ of 10 mM compound stock solution (made in DMSO) is added directly to $576 \mu\text{L}$ of FLIPR buffer. The test compounds are diluted in FLIPR Buffer (using Biomek 2000 robotic pipettor) resulting in the following dilution scheme: vehicle, 1.00×10^{-4} M, 1.00×10^{-5} , 3.16×10^{-6} , 1.00×10^{-6} , 3.16×10^{-7} , 1.00×10^{-7} , 3.16×10^{-8} .

Intracellular increases in calcium were reported using a max – min statistic (subtracting the resting baseline from the peak caused by addition of the stimulatory antibody using a Molecular Devices FLIPR control and statistic exporting software. The IC_{50} was determined using a non-linear curve fit (GraphPad Prism software). Representative results are in Table 1.

Assay Results

TABLE 1			
Compound No.	IC ₅₀ (μM) BTK Assay	IC ₅₀ (μM) SYK Assay	IC ₅₀ (μM) B cell FLIPR
A-1	1.248		
A-3	70.474		
A-4	11.424		
A-5	8.223	7.68	
A-6	38.165		
A-7	6.301		
A-8	29.967	0.552	
A-9	5.873		
A-10	16.627		
A-11	9.791	49.2	
A-13	38.648	22.9	
A-16	25.239	87.9	
A-18		6.53	
A-21	14.586	>10	
A-22		78.1	
A-23	50.918		
A-24	1.751	24.9	
A-25		0.525	
B-1	5.034	1.186	
E-1	>100		
E-2	9.533	7.61	
E-3	58.162	87.5	
E-9	10.367	7.665	
F-1	0.275	0.565, 2.31, 0.526	1.2
F-2	100	36.4	
F-5	0.102	0.37, 0.7, 0.536	0.41
F-6	0.468	4.77, 0.465	1.13
F-7	14.615	37.4	
F-10	0.608	0.551, 4.295, 3.57	
G-1	0.724	0.793	
G-6	1.278	2.52	

H-1	4.325	1.57	
H-2	1.106	4.29	
I-2	0.231	0.392	
I-8	2.227	5.62	
K-1		1.25	
M-5	0.769	2.16	
M-6	67.661	9.99	
M-9	0.782	0.666	
M-10		56.9	
ZD-3	0.86	3.02	
ZD5	0.186	1.86	0.575
ZI-2	0.44	0.894	

The compounds utilized in the present invention as medicaments may be formulated in a wide variety of oral administration dosage forms and carriers. Oral administration can be in the form of tablets, coated tablets, dragées, hard and soft gelatine capsules, solutions, emulsions, syrups, or suspensions. Compounds utilized herein are efficacious when administered by other routes of administration including continuous (intravenous drip) topical parenteral, intramuscular, intravenous and suppository administration, among other routes of administration. The preferred manner of administration is generally oral using a convenient daily dosing regimen which can be adjusted according to the degree of affliction and the patient's response to the active ingredient.

Compounds useful as medicaments for BTK and SYK-mediated diseases, as well as their pharmaceutically useable salts, together with one or more conventional excipients, carriers, or diluents, may be placed into the form of pharmaceutical compositions and unit dosages. The pharmaceutical compositions and unit dosage forms may be comprised of conventional ingredients in conventional proportions, with or without additional active compounds or principles, and the unit dosage forms may contain any suitable effective amount of the active ingredient commensurate with the intended daily dosage range to be employed. The pharmaceutical compositions may be employed as solids, such as tablets or filled capsules, semisolids, powders, sustained release formulations, or liquids such as solutions, suspensions, emulsions, elixirs, or filled capsules for oral use; or in the form of suppositories for rectal or vaginal administration; or in the form of sterile injectable solutions for parenteral use. A typical preparation will contain from about 5% to about 95% active compound or compounds (w/w). The term "preparation" or "dosage form" is in-

tended to include both solid and liquid formulations of the active compound and one skilled in the art will appreciate that an active ingredient can exist in different preparations depending on the target organ or tissue and on the desired dose and pharmacokinetic parameters.

- 5 The term "excipient" as used herein refers to a compound that is useful in preparing a pharmaceutical composition, generally safe, non-toxic and neither biologically nor otherwise undesirable, and includes excipients that are acceptable for veterinary use as well as human pharmaceutical use. The compounds disclosed herein can be administered alone but will generally be administered in admixture with one or more suitable pharmaceutical
10 excipients, diluents or carriers selected with regard to the intended route of administration and standard pharmaceutical practice.

A "pharmaceutically acceptable salt" form of an active ingredient may also initially confer a desirable pharmacokinetic property on the active ingredient which were absent in the non-salt form, and may even positively affect the pharmacodynamics of the active ingredient
15 with respect to its therapeutic activity in the body. The phrase "pharmaceutically acceptable salt" of a compound means a salt that is pharmaceutically acceptable and that possesses the desired pharmacological activity of the parent compound. Such salts include: (1) acid addition salts, formed with inorganic acids such as HCl, hydrobromic acid, sulfuric acid, nitric acid, phosphoric acid, and the like; or formed with organic acids such
20 as HOAc, propionic acid, hexanoic acid, cyclopentanepropionic acid, glycolic acid, pyruvic acid, lactic acid, malonic acid, succinic acid, malic acid, maleic acid, fumaric acid, tartaric acid, citric acid, benzoic acid, 3-(4-hydroxybenzoyl)benzoic acid, cinnamic acid, mandelic acid, methanesulfonic acid, ethanesulfonic acid, 1,2-ethane-disulfonic acid, 2-hydroxy-ethanesulfonic acid, benzenesulfonic acid, 4-chlorobenzenesulfonic acid, 2-naphthalene-sulfonic acid, 4-toluenesulfonic acid, camphorsulfonic acid, 4-methylbicyclo[2.2.2]-oct-2-
25 ene-1-carboxylic acid, glucoheptonic acid, 3-phenylpropionic acid, trimethylHOAc, tertiary butylHOAc, lauryl sulfuric acid, gluconic acid, glutamic acid, hydroxynaphthoic acid, salicylic acid, stearic acid, muconic acid, and the like; or (2) salts formed when an acidic proton present in the parent compound either is replaced by a metal ion, *e.g.*, an alkali
30 metal ion, an alkaline earth ion, or an aluminum ion; or coordinates with an organic base such as EtOHamine, diEtOHamine, triEtOHamine, tromethamine, N-methylglucamine, and the like. It should be understood that all references to pharmaceutically acceptable salts include solvent addition forms (solvates) or crystal forms (polymorphs) as defined herein, of the same acid addition salt.

Solid form preparations include powders, tablets, pills, capsules, cachets, suppositories, and dispersible granules. A solid carrier may be one or more substances which may also act as diluents, flavoring agents, solubilizers, lubricants, suspending agents, binders, preservatives, tablet disintegrating agents, or an encapsulating material. In powders, the carrier
5 generally is a finely divided solid which is a mixture with the finely divided active component. In tablets, the active component generally is mixed with the carrier having the necessary binding capacity in suitable proportions and compacted in the shape and size desired. Suitable carriers include but are not limited to magnesium carbonate, magnesium stearate, talc, sugar, lactose, pectin, dextrin, starch, gelatin, tragacanth, methylcellulose, sodium
10 carboxymethylcellulose, a low melting wax, cocoa butter, and the like. Solid form preparations may contain, in addition to the active component, colorants, flavors, stabilizers, buffers, artificial and natural sweeteners, dispersants, thickeners, solubilizing agents, and the like.

Liquid formulations also are suitable for oral administration include liquid formulation including emulsions, syrups, elixirs, aqueous solutions, aqueous suspensions. These include
15 solid form preparations which are intended to be converted to liquid form preparations shortly before use. Emulsions may be prepared in solutions, e.g., in aqueous propylene glycol solutions or may contain emulsifying agents such as lecithin, sorbitan monooleate, or acacia. Aqueous solutions can be prepared by dissolving the active component in water
20 and adding suitable colorants, flavors, stabilizing, and thickening agents. Aqueous suspensions can be prepared by dispersing the finely divided active component in water with viscous material, such as natural or synthetic gums, resins, methylcellulose, sodium carboxymethylcellulose, and other well known suspending agents.

The compounds of the present invention may be formulated for parenteral administration
25 (*e.g.*, by injection, *e.g.* bolus injection or continuous infusion) and may be presented in unit dose form in ampoules, pre-filled syringes, small volume infusion or in multi-dose containers with an added preservative. The compositions may take such forms as suspensions, solutions, or emulsions in oily or aqueous vehicles, *e.g.* solutions in aqueous polyethylene glycol. Examples of oily or nonaqueous carriers, diluents, solvents or vehicles
30 include propylene glycol, polyethylene glycol, vegetable oils (*e.g.*, olive oil), and injectable organic esters (*e.g.*, ethyl oleate), and may contain formulatory agents such as preserving, wetting, emulsifying or suspending, stabilizing and/or dispersing agents. Alternatively, the active ingredient may be in powder form, obtained by aseptic isolation of sterile solid or by lyophilisation from solution for constitution before use with a suitable vehicle, *e.g.*, sterile,
35 pyrogen-free water.

Medicaments disclosed herein may be formulated for administration as suppositories. A low melting wax, such as a mixture of fatty acid glycerides or cocoa butter is first melted and the active component is dispersed homogeneously, e.g., by stirring. The molten homogeneous mixture is then poured into convenient sized molds, allowed to cool, and to
5 solidify.

Medicaments disclosed herein may be formulated for vaginal administration. Pessaries, tampons, creams, gels, pastes, foams or sprays containing in addition to the active ingredient such carriers as are known in the art to be appropriate.

When desired, formulations can be prepared with enteric coatings adapted for sustained or
10 controlled release administration of the active ingredient. For example, the medicaments disclosed herein can be formulated in transdermal or subcutaneous drug delivery devices. These delivery systems are advantageous when sustained release of the compound is necessary and when patient compliance with a treatment regimen is crucial. Compounds in transdermal delivery systems are frequently attached to an skin-adhesive solid support.
15 The compound of interest can also be combined with a penetration enhancer, e.g., Azone (1-dodecylaza-cycloheptan-2-one). Sustained release delivery systems are inserted subcutaneously into to the subdermal layer by surgery or injection. The subdermal implants encapsulate the compound in a lipid soluble membrane, e.g., silicone rubber, or a biodegradable polymer, e.g., polyactic acid.

20 Suitable formulations along with pharmaceutical carriers, diluents and excipients are described in *Remington: The Science and Practice of Pharmacy* 1995, edited by Martin, Mack Publishing Company, 19th edition, Easton, Pennsylvania. A skilled formulation scientist may modify the formulations within the teachings of the specification to provide numerous formulations for a particular route of administration without rendering the
25 medicaments disclosed herein unstable or compromising their therapeutic activity.

The modification of the medicaments disclosed herein to render them more soluble in water or other vehicle, e.g., may be easily accomplished by minor modifications (salt formulation, esterification, etc.), which are well within the ordinary skill in the art. It is also well within the ordinary skill of the art to modify the route of administration and dosage
30 regimen of a particular compound in order to manage the pharmacokinetics of the present compounds for maximum beneficial effect in patients.

The term "therapeutically effective amount" as used herein means an amount required to reduce symptoms of the disease in an individual. The dose will be adjusted to the indivi-

dual requirements in each particular case. That dosage can vary within wide limits depending upon numerous factors such as the severity of the disease to be treated, the age and general health condition of the patient, other medicaments with which the patient is being treated, the route and form of administration and the preferences and experience of the medical practitioner involved. For oral administration, a daily dosage of between about 0.01 and about 1000 mg/kg body weight per day should be appropriate in monotherapy and/or in combination therapy. A preferred daily dosage is between about 0.1 and about 500 mg/kg body weight, more preferred 0.1 and about 100 mg/kg body weight and most preferred 1.0 and about 10 mg/kg body weight per day. Thus, for administration to a 70 kg person, the dosage range would be about 7 mg to 0.7 g per day. The daily dosage can be administered as a single dosage or in divided dosages, typically between 1 and 5 dosages per day. Generally, treatment is initiated with smaller dosages which are less than the optimum dose of the compound. Thereafter, the dosage is increased by small increments until the optimum effect for the individual patient is reached. One of ordinary skill in treating diseases described herein will be able, without undue experimentation and in reliance on personal knowledge, experience and the disclosures of this application, to ascertain a therapeutically effective amount of the compounds of the present invention for a given disease and patient.

Examples

Generic experimental for the synthesis of phthalazinone derivatives:

Method A

Example A-1: 4-(5-Methyl-2*H*-pyrazole-3-ylamino)-phenyl-2*H*-phthalazin-1-one.

2-Phenyl-2,3-dihydro-phthalazine-1,4-dione: Phenyl hydrazine (59.4g, 0.55mol) was added in one portion to a stirred mixture of phthalic anhydride (74.0g, 0.5mmol), in HOAc (500ml) at RT. The reaction mixture was heated to 125°C for 2 hours, and then allowed to cool to RT. The resultant suspension was poured into water (500ml) and the solid was isolated by filtration. The solid was then stirred in 1M Na₂CO₃ (400ml), and the remaining undissolved solid removed by filtration. This solid was washed with two further 400ml portions of 1M Na₂CO₃.

The basic solutions were combined and acidified by dropwise addition of concentrated HCl until gas evolution ceased. The precipitate formed was isolated by filtration and dried for 18 hours in a vacuum oven (50°C) to give the phthalazinone as a white solid (46.3g,

39% yield). ¹H-NMR: (400 MHz; D₆-DMSO); 11.7 (1H, br. s), 8.30 (1H, d), 8.03 (1H, d), 7.93 (2H, m), 7.67 (1H, d), 7.51 (1H, t), 7.4 (1H, t); MS (ESI⁺) = (M+H)⁺ 239

4-Bromo-2-phenyl-2H-phthalazin-1-one (Bromination): Phosphorus oxybromide (3.13g, 10.9mmol) was added to a stirred suspension of 2-phenyl-2,3-dihydro-phthalazine-1,4-dione (1.30g, 5.4mmol) in 1,2 DCE (15.0ml). The reaction was heated to 100°C for 18 hours and then cooled and poured into water.

The aqueous layer was made basic with 1M Na₂CO₃, then extracted into DCM (3 x 100ml). The organic layers were combined, dried (MgSO₄) and concentrated under vacuum. The residue was purified by silica column chromatography (20% EtOAc: hexane) to give the bromophthalazinone as a white solid (0.770g, 2.6mmol, 48% yield). ¹H-NMR: (400 MHz; D₆-DMSO); 8.20 (1H, dd), 7.91 (1H, td), 7.89 (1H, td), 7.35-7.55 (5H, m); MS (ESI⁺) = (M+H)⁺ 301, 303

4-(5-Methyl-2H-pyrazole-3-ylamino)-phenyl-2H-phthalazin-1-one (A-1) (Typical procedure for the Buchwald Reaction): Degassed toluene (6ml) and EtOH (3ml) were added in one portion to a mixture of 4-bromo-2-phenyl-2H-phthalazin-1-one (0.750g, 2.5mmol), sodium *t*-butoxide (0.337g, 3.5mmol), 3-amino-5-methyl pyrazole (0.291g, 3mmol), tris-(dibenzylideneacetone)-dipalladium (0.115g, 0.125mmol) and 2-(di-*t*-butylphosphino)-biphenyl (0.075g, 0.25mmol) under nitrogen. The reaction mixture was heated to 100°C for 20 hours with stirring and then cooled to RT. Diethyl ether (10ml) was added and the precipitated solid was filtered to give the crude product as a grey solid (0.6g, 76% yield). A 0.06 g portion of the crude product was triturated with MeCN (2 ml) and water (2ml) to give the target compound (0.045g, 58% yield based on recovered materials). ¹H-NMR: (400 MHz, D₆-DMSO) 11.96 (1H, s), 9.33 (1H, s), 8.53 (1H, d), 8.38 (1H, d), 7.92-7.99 (2H, m), 7.88 (2H, d), 7.77 (2H, t) 7.34 (1H, t) 6.24 (1H, s) 2.18 (3H, s) MS (ESI⁺) = (M+H)⁺ 318.29.

Using the experimental conditions reported above (Method A) and the appropriate starting materials, the following derivatives were prepared:

Example No.	Systematic name	¹ H-NMR	MS (ESI ⁺ , M+H)
A-2	2-benzyl-4-(5-methyl-1H-pyrazol-3-yl-amino)-2H-phthalazin-1-one	(400 MHz, D ₆ -DMSO) 11.86 (1H, s), 9.25 (1H, s), 8.46 (1H, d), 8.32 (1H, d), 7.84-7.94 (2H, m), 7.25-7.38 (5H m), 6.10 (1H, s), 5.24 (2H, s) 2.17 (3H, s)	332.08
A-3	2-methyl-4-(5-meth-	(400 MHz, D ₆ -DMSO) 11.70 (1H, s),	389.27

	yl-1 <i>H</i> -pyrazol-3-yl-amino)-2 <i>H</i> -phthalazin-1-one	9.00 (1H, s), 8.23 (1H, d), 8.10 (1H d), 7.73-7.64 (2H, m), 6.13 (1H, S), 3.44 (3H S), 2.04 (3H, s)	
A-4	2-isobutyl-4-(5-methyl-1 <i>H</i> -pyrazol-3-ylamino)-2 <i>H</i> -phthalazin-1-one	(400 MHz, D ₆ -DMSO) 11.76 (1H, s), 9.00 (1H, s), 8.2 (1H, d), 8.15 (1H d), 7.77-7.67 (2H, m), 6.17 (1H, S), 3.71 (2H d), 2.10-2.07 (4H, m), 0.75 (6H, d)	298.33
A-5	4-(5-methyl-1 <i>H</i> -pyrazol-3-ylamino)-2-(2,2,2-trifluoro-ethyl)-2 <i>H</i> -phthalazin-1-one	(400 MHz, D ₆ -DMSO) 9.58 (1H, s), 8.47 (1H, d), 8.34 (1H, d), 8.01-7.83 (2H m), 6.34 (1H, S), 4.93 (2H q), 2.25 (3H, s)	323.10
A-6	4-(5-methyl-1 <i>H</i> -pyrazol-3-ylamino)-2- <i>p</i> -tolyl-2 <i>H</i> -phthalazin-1-one	(400 MHz, D ₆ -DMSO) 11.70 (1H s), 9.04 (1H, s), 8.26 (1H, d), 8.11 (1H, d), 7.74-7.64 (2H m), 7.34 (2H, d), 7.05 (2H d), 6.01 (1H, s), 2.14 (3H, s), 1.94 (3H, s)	332.34
A-7	2-(4-fluoro-phenyl)-4-(5-methyl-1 <i>H</i> -pyrazol-3-ylamino)-2 <i>H</i> -phthalazin-1-one	(400 MHz, D ₆ -DMSO) 12.17 (1H s), 9.51 (1H, s), 8.73 (1H, d), 8.59 (1H, d), 8.20-8.10 (2H m), 7.99-7.95 (2H, m), 7.55 (2H t), 6.45 (1H, s), 2.40 (3H, s)	336.31
A-8	2-(4- <i>tert</i> -butyl-phenyl)-4-(5-methyl-1 <i>H</i> -pyrazol-3-ylamino)-2 <i>H</i> -phthalazin-1-one	(400 MHz, D ₆ -DMSO) 9.36 (1H, s), 8.46 (1H, d), 8.38 (1H, d), 8.00-7.89 (2H m), 7.62 (2H, d), 7.50 (2H, d) 6.24 (1H, s), 2.21 (3H, s), 1.34 (9H, s)	374.40
A-9	2-(4-methoxy-phenyl)-4-(5-methyl-1 <i>H</i> -pyrazol-3-ylamino)-2 <i>H</i> -phthalazin-1-one	(400 MHz, D ₆ -DMSO) 11.72 (1H,s) 9.05 (1H, s), 8.28 (1H, d), 8.15 (1H, d), 7.76-7.66 (2H m), 7.40 (2H, d), 6.84 (2H, d) 6.03 (1H, s), 3.61 (3H, s), 1.97 (3H, s)	348.34
A-10	4-(1 <i>H</i> -pyrazol-3-ylamino)-2- <i>p</i> -tolyl-2 <i>H</i> -phthalazin-1-one	(400 MHz, D ₆ -DMSO) 12.05 (1H,s) 9.22 (1H, s), 8.33 (1H, d), 8.15 (1H, d), 7.78-7.68 (2H m), 7.39-7.37 (3H, m), 7.09 (2H, d) 6.29 (1H, s), 2.16 (3H, s)	318.32
A-11	2-(4-methoxy-benzyl)-4-(5-methyl-1 <i>H</i> -	(400 MHz, D ₆ -DMSO) 11.91 (1H, s), 9.28 (1H, s), 8.47 (1H, d), 8.36 (1H, d),	362.36

	pyrazol-3-ylamino)- 2H-phthalazin-1-one	7.97-7.89 (2H, m), 7.37 (2H, d), 6.18 (1H, d), 5.21 (2H, s), 3.76 (3H, s), 2.24 (3H, s)	
A-12	2-(3-methoxy-benz- yl)-4-(5-methyl-1H- pyrazol-3-ylamino)- 2H-phthalazin-1-one	(400 MHz, D ₆ -DMSO) 11.88 (1H, s), 9.23 (1H, s), 8.44 (1H, d), 8.32 (1H, d), 7.92-7.86 (2H, m), 7.24 (1H, t), 6.96 (1H, d), 6.93 (1H, s), 6.84 (1H, s), 6.15 (1H, s), 5.21 (2H, s), 3.72 (3H, s), 2.18 (3H, s)	362.35
A-13	2-(2,5-difluoro- benzyl)-4-(5-methyl- 1H-pyrazol-3-yl- amino)-2H-phthal- azin-1-one	(400 MHz, D ₆ -DMSO) 11.88 (1H, s), 9.25 (1H, s), 8.32 (1H, d), 7.93-7.85 (2H, m), 7.32-7.21 (3H, m), 5.93 (1H, s), 5.29 (2H, s), 2.16 (3H, s)	368.14
A-14	2-(4-methanesulfon- yl-benzyl)-4-(5- methyl-2H-pyrazol- 3-ylamino)-2H- phthalazin-1-one	(400 MHz, D ₆ -DMSO) 9.20 (1H, s), 8.35 (1H, d), 8.25 (1H, d), 7.89-7.79 (4H, m), 7.53 (2H, d), 6.00 (1H, s), 5.30 (2H, s), 3.08 (3H, s), 2.12 (3H, s)	410.12
A-15	2-(3,4-difluoro- benzyl)-4-(5-methyl- 1H-pyrazol-3-yl- amino)-2H-phthal- azin-1-one	(400 MHz, D ₆ -DMSO) 9.51 (1H, s), 8.34 (1H, s), 8.24 (1H, d), 7.91-7.80 (2H, m), 7.41-7.29 (2H, m), 7.16-7.13 (1H, m), 6.04 (1H, s), 5.21 (2H, s), 2.16 (3H, s)	368.20
A-16	4-(5-methyl-1H-pyr- azol-3-ylamino)-2- (2-methyl-thiazol-4- ylmethyl)-2H- phthalazin-1-one	(400 MHz, D ₆ -DMSO) 9.82 (1H, s), 8.39 (1H, d), 8.33 (1H, d), 7.99-7.88 (2H, m), 7.36 (1H, s), 6.16 (1H, s), 5.34 (2H, s), 2.64 (3H, s), 2.26 (3H, s)	353.18
A-17	4-(5-methyl-2H-pyr- azol-3-ylamino)-2- pyridin-4-ylmethyl- 2H-phthalazin-1-one	(400 MHz, D ₆ -DMSO) 9.38 (1H, s), 8.70 (2H, d), 8.44 (1H, d), 8.31 (1H, d), 7.98-7.86 (2H, m), 7.69 (2H, d), 6.06 (1H, s), 5.46 (2H, s), 2.17 (3H, s)	333.21
A-18	4-(5-methyl-2H-pyr- azol-3-ylamino)-2- pyridin-3-ylmethyl-	(400 MHz, D ₆ -DMSO) 9.38 (1H, s), 8.68 (2H, d), 8.54 (2H, d), 8.29 (2H, d), 8.17 (2H, dd), 8.05 (2H, d), 7.83-7.72	333.14

	2H-phthalazin-1-one	(4H, m), 7.58 (2H, dd), 5.95 (2H, s), 5.27 (3H, s), 2.07 (4H, s)	
A-19	2-(2-fluoro-benzyl)- 4-(5-methyl-1H-pyr- azol-3-ylamino)-2H- phthalazin-1-one	(400 MHz, D ₆ -DMSO) 9.45 (1H, s), 8.42 (1H, d), 8.31 (1H, dd), 7.96-7.85 (2H, m), 7.38-7.31 (2H, m), 7.24-7.13 (2H, m), 5.97 (1H, s), 5.33 (2H, s), 2.16 (3H, s)	350.11
A-20	2-(4-fluoro-benzyl)- 4-(5-methyl-1H-pyr- azol-3-ylamino)-2H- phthalazin-1-one	(400 MHz, D ₆ -DMSO) 9.53 (1H, s), 8.40 (1H, d), 8.31 (1H, dd), 7.96-7.85 (2H, m), 7.41 (2H, dd), 7.15 (2H, t), 6.11 (1H, s), 5.26 (2H, s), 2.22 (3H, s)	350.11
A-21	2-(3,5-difluoro- benzyl)-4-(5-methyl- 1H-pyrazol-3-yl- amino)-2H-phthal- azin-1-one	(400 MHz, D ₆ -DMSO) 9.59 (1H, s), 8.44 (1H, d), 8.33 (1H, dd), 7.99-7.88 (2H, m), 7.17 (2H, tt), 7.08 (2H, dd), 6.12 (1H, s), 5.32 (2H, s), 2.23 (3H, s)	368.10
A-22	4-(5-methyl-2H-pyr- azol-3-ylamino)-2- pyridin-2-ylmethyl- 2H-phthalazin-1-one	(400 MHz, D ₆ -DMSO) 9.23 (1H, s), 8.54 (1H, d), 8.47 (1H, d), 8.31 (1H, d), 7.97-7.85 (2H, m), 7.76 (1H, t), 7.32- 7.24 (2H, m), 5.95 (1H, s), 5.36 (2H, s), 2.13 (3H, s)	333.28
A-23	2-isopropyl-4-(5- methyl-1H-pyrazol- 3-ylamino)-2H- phthalazin-1-one	(400 MHz, D ₆ -DMSO) 11.73 (1H, br s), 8.99 (1H, br s), 8.25 (1H, d), 8.10 (1H, d), 7.71-7.62 (2H, m), 6.16 (1H, t), 5.10-5.03 (1H, m), 2.05 (3H, s), 1.13 (6H, d)	284.34
A-24	3-[4-(5-methyl-1H- pyrazol-3-ylamino)- 1-oxo-1H-phthal- azin-2-ylmethyl]- benzoic acid	(400 MHz, D ₆ -DMSO) 11.94-11.76 (1H, m), 9.26 (1H, br s), 8.46 (1H, d), 8.31 (1H, d), 7.92-7.82 (3H, m), 7.75 (1H, d), 7.33-7.22 (2H, m), 6.08 (1H, s), 5.23 (2H, s), 2.14 (3H, s)	376.15
A-25	4-(5-methyl-1H-pyr- azol-3-ylamino)-2- (4-trifluoromethyl- phenyl)-2H-phthal- azin-1-one	(400 MHz, DMSO) 9.28 (1H, s), 8.41 (1H, d), 8.27 (1H, d), 7.96-7.73 (6H, m), 6.13 (1H, s), 2.05 (3H, s)	386.1

Example A-2 is composed as Example E-1 under Method E.

Method B:

Example B-1: 2-(4-Chloro-phenyl)-4-(5-methyl-1*H*-pyrazol-3-ylamino)-2*H*-phthalazin-1-one

5 2-(4-chlorophenyl)-2,3-dihydro-phthalazine-1,4-dione: 4-Chlorophenyl hydrazine hydrochloride (5.00g, 28mmol) was added in one portion to a stirred mixture of phthalic anhydride (3.70g, 25mmol), in HOAc (50ml) at RT. The mixture was heated to 125°C for 2 hours, and then allowed to cool to RT. The suspension was poured into water (100ml) and the precipitate was filtered. The precipitate was stirred in 1M Na₂CO₃ (100ml), and the
10 remaining undissolved solid removed by filtration. This solid was washed with a further 100ml portion of 1M Na₂CO₃.

The basic aqueous solutions were combined and acidified by dropwise addition of conc. HCl until gas evolution ceased. A white precipitate formed and was filtered and dried for 18 hours in a vacuum oven (50°C) to give the phthalazine dione (270mg, 4% yield).

15 The solid insoluble in 1M Na₂CO₃ was stirred in glycerol (50ml) and heated to 150°C for 10hrs. The reaction mixture was then diluted with water (50ml). 4M HCl was added dropwise until a precipitate formed. This was filtered, re-suspended in MeOH (30ml) and isolated by filtration. The product was dried under vacuum to give the desired phthalazine dione (3.6g, 72% yield). ¹H-NMR: (400 MHz; D₆-DMSO); 12.1 (1H, br. s), 8.3 (1H, d),
20 7.9-8.0 (3H, m), 7.7 (2H, d), 7.6 (2H, d); MS (ESI⁺) = (M+H)⁺ 273, 275

This material was then brominated with phosphorus oxybromide and used in the Buchwald reaction as described in Method A. to give the corresponding 2-(4-Chloro-phenyl)-4-(5-methyl-1*H*-pyrazol-3-ylamino)-2*H*-phthalazin-1-one (example B-1).

25 Using the experimental conditions reported above (Method B) and the appropriate starting materials, the following derivatives were prepared:

Example No.	Systematic name	¹ H-NMR	MS (ESI+, M+H)
B-1	2-(4-Chloro-phenyl)-4-(5-methyl-1 <i>H</i> -pyrazol-3-ylamino)-2 <i>H</i> -phthalazin-1-one	(400 MHz, D ₆ -DMSO), 11.97 (1H,s), 9.34 (1H, s), 8.51 (1H, d), 8.38 (1H, d), 7.99-7.89 (2H m), 7.80 (2H, d), 7.58 (2H, d) 6.24 (1H, s), 2.20 (3H, s)	352.30
B-2	4-(5-Methyl-1 <i>H</i> -pyrazol-3-ylamino)-2-	(400 MHz, D ₆ -DMSO) 9.45 (1H s), 8.49 (1H, d), 8.38 (1H, d), 7.98-7.91	332.34

	<i>m</i> -tolyl-2 <i>H</i> -phthalazin-1-one	(2H, m), 7.54-7.50 (1H m), 7.38 (1H, t), 7.17 (1H d), 6.26 (1H, s), 2.38 (3H, s), 2.20 (3H, s)	
B-3	4-(5-Methyl-1 <i>H</i> -pyrazol-3-ylamino)-2-(4-nitro-benzyl)-2 <i>H</i> -phthalazin-1-one	(400 MHz, D ₆ -DMSO) 9.32 (1H, s), 8.34 (2H, d), 8.21(2H, d), 8.0 (2H, d), 7.49-.7.85 (2H, m), 7.49 (2H d), 5.93(1H, s), 5.29 (2H, s), 2.04 (3H, s)	377.24

Method C

Example C-1: 2-(4-Aminobenzyl)-4-(5-methyl-1*H*-pyrazol-3-ylamino)-2*H*-phthalazin-1-one

- 5 Tin (II) chloride dihydrate (1.3g, 5.76mmol) was added to a suspension of 4-(5-Methyl-1*H*-pyrazol-3-ylamino)-2-(4-nitro-benzyl)-2*H*-phthalazin-1-one (Example B-3) (600mg, 1.6mmol) in dimethylformamide (DMF) (10ml). The reaction mixture was stirred at RT overnight. The DMF was evaporated under reduced pressure and the residue dissolved in DCM. A saturated solution of potassium sodium tartrate tetrahydrate in water (20ml) was
- 10 added and the mixture stirred for 30 min.

The phases were separated and the aqueous phase back-extracted with DCM (20ml). The organic layers were combined, washed with brine, and evaporated under reduced pressure to give 2-(4-Aminobenzyl)-4-(5-methyl-1*H*-pyrazol-3-ylamino)-2*H*-phthalazin-1-one as an off-white solid (55mg, 10% yield). ¹H-NMR: (400 MHz, D₆-DMSO) 9.37 (1H, s), 8.40

15 (2H, d), 8.28 (2H, d), 7.81-7.91 (2H, m), 7.32 (2H, d), 7.04 (2H d), 6.12 (1H, s), 5.18 (2H, s), 2.17 (3H, s), MS (ESI⁺) = (M+H)⁺ 347.31.

Using the experimental conditions reported above (Method C) and the appropriate starting material W-3, the following derivative was prepared:

Example No.	Systematic name	¹ H-NMR	MS (ESI ⁺ , M+H)
C-2	2-(4-amino-phenyl)-4-(5-methyl-1 <i>H</i> -pyrazol-3-ylamino)-2 <i>H</i> -phthalazin-1-one	(400 MHz, D ₆ -DMSO), 11.90 (1H, s), 9.15 (1H, s), 8.47 (1H, d), 8.33 (1H, d), 7.85-7.94 (2H, m), 7.28 (2H, d), 6.65 (2H, d), 6.25 (1H, s), 5.23 (2H, s), 2.18 (3H, s)	333.3

Method D

Example D-1: *N*-{4-[4-(5-Methyl-1*H*-pyrazol-3-ylamino)-1-oxo-1*H*-phthalazin-2-ylmethyl]-phenyl}-acetamide

- 5 4-Bromo-2-(4-aminobenzyl)-2*H*-phthalazin-1-one: Tin (II) chloride dihydrate (68mg, 3.6eq) was added to a suspension of 4-bromo-2-(4-nitrobenzyl)-2*H*-phthalazin-1-one (30mg, 0.09mmol) in DMF (0.5ml). The reaction mixture was stirred at RT overnight. The DMF was evaporated under reduced pressure and the residue dissolved in DCM (0.5ml). A saturated solution of potassium sodium tartrate tetrahydrate in water (0.5ml) was added and the mixture stirred for 30 min.
- 10 The phases were separated and the aqueous phase back-extracted with DCM (0.5ml). The organic layers were combined, washed with brine, and evaporated under reduced pressure to give the desired product as an off-white solid (23mg, 87% yield)
- ¹H-NMR: (400 MHz; C₆D₆); 8.42 (1H, d), 7.91 (1H, d), 7.83 (2H, m), 7.33 (2H, d), 6.63 (2H, d), 5.25 (2H, s). MS (ESI⁺) = (M+H)⁺ 330.2, 332.2.

- 15 4-Bromo-2-(4-acetylaminobenzyl)-2*H*-phthalazin-1-one: Acetic anhydride (0.43ml, 4.5mmol) was added to a mixture of 4-bromo-2-(4-aminobenzyl)-2*H*-phthalazin-1-one (500mg, 1.5mmol) and pyridine (0.49ml, 6mmol) in MeCN (5ml). The reaction mixture was stirred at RT overnight. The solvent was removed under reduced pressure. 1M ammonia in MeOH (2ml) was added and the reaction mixture stirred for 1hr. The solvent
- 20 was removed under reduced pressure. The residue was triturated with DCM to give the product as an off-white solid (398mg, 71% yield) MS (ESI⁺) = (M+H)⁺ 372.2, 374.2.

This material was then used in the Buchwald reaction as described in Method A. to give the corresponding *N*-{4-[4-(5-Methyl-1*H*-pyrazol-3-ylamino)-1-oxo-1*H*-phthalazin-2-ylmethyl]-phenyl}-acetamide (example D-1).

- 25 Using the experimental conditions reported above (Method D) and the appropriate starting materials, the following derivatives were prepared:

Example No.	Systematic name	¹ H-NMR	MS (ESI ⁺ , M+H)
D-1	<i>N</i> -{4-[4-(5-Methyl-1 <i>H</i> -pyrazol-3-ylamino)-1-oxo-1 <i>H</i> -phthalazin-2-ylmethyl]-phenyl}-	(400 MHz, D ₆ -DMSO) 9.94 (1H, s), 9.26 (1H, s), 8.42 (2H, d), 8.32 (2H d), 7.85-7.94 (2H, m), 7.52 (2H, d), 7.31 (2H d), 6.10 (1H, s), 5.18 (2H,	389.27

	acetamide	s), 2.19 (3H, s), 2.17 (3H, s)	
D-2	<i>N</i> -{4-[1-Oxo-4-(1 <i>H</i> -pyrazol-3-ylamino)-1 <i>H</i> -phthalazin-2-ylmethyl]-phenyl}-acetamide	(400 MHz, D ₆ -DMSO) 12.16 (1H,s) 9.84 (1H, s), 8.38 (1H, d), 8.25 (1H, d), 7.87-7.78 (2H m), 7.50 (1H, d), 7.45 (2H, d) 7.23 (2H, d), 6.40 (1H, s), 5.10 (2H, s), 1.93 (3H, s)	375.29

Method E

Example E-1: 2-Benzyl-4-(5-methyl-1*H*-pyrazol-3-ylamino)-2*H*-phthalazin-1-one

4-Bromo-2*H*-phthalazin-1-one: 2,3-Dihydro-1,4-phthalazinedione (12.5g, 78mmol) was suspended in DCE (200ml) and phosphorous pentabromide (50.0g, 116mmol) was added in one portion and the reaction heated to reflux for 24 hours. A further portion of phosphorous pentabromide (20.0g, 70mmol) was added and the reaction heated for a further 24 hours. The reaction was cooled to RT and poured into ice water. The resulting precipitate was filtered and washed with water to give a crude mixture of mono and dibrominated product (22.8g).

This crude material was suspended in HOAc (230.0mL) and heated to 120°C for 2 hrs. The reaction was cooled to RT and poured into ice water and the resulting precipitate filtered. The solid was washed with water and dried to give the title compound (10.4g, 60% yield) as a white solid. ¹H-NMR: (400 MHz, D₆-DMSO), 12.95 (1H, s), 8.25 (1H, dd), 8.03 (1H, ddd), 7.96-7.90-(2H, m); MS (ESI⁺) = (M+H)⁺ 225 & 227

2-Benzyl-4-bromo-2*H*-phthalazin-1-one: 4-Bromo-2*H*-phthalazin-1-one (10.38g, 46mmol) was dissolved in dimethylformamide (DMF) (60ml). To this was added NaH (60%, 1.55g, 46.2mmol) as a DMF suspension (20ml). The mixture was stirred at RT for 30 mins then benzyl bromide (13.82g, 50.8 mmol) was added in one portion as a solution in DMF (20ml). The reaction mixture was stirred for 2 hours then the DMF was removed under reduced pressure and the resulting crude material purified by column chromatography (gradient elution: 100% heptane to 20% EtOAc: heptane) to give the title compound (8.16g, 56% yield) as a white solid. ¹H-NMR: (400 MHz, D₆-DMSO), 8.30 (1H, dd), 8.03 (1H, ddd), 7.97-7.91 (2 H, m), 7.34-7.27 (5H, m), 5.31 (2H, s); MS (ESI⁺) = (M+H)⁺ 315 & 317

This material was then used in the Buchwald reaction as described in Method A. to give the corresponding 2-Benzyl-4-(5-methyl-1*H*-pyrazol-3-ylamino)-2*H*-phthalazin-1-one (example E-1).

Using the experimental conditions reported above (Method E) and the appropriate starting materials, the following derivatives were prepared:

Example No.	Systematic name	¹ H-NMR	MS (ESI+, M+H)
E-1	2-benzyl-4-(5-methyl-1H-pyrazol-3-yl-amino)-2H-phthalazin-1-one	(400 MHz, D ₆ -DMSO) 11.86 (1H, s), 9.25 (1H, s), 8.46 (1H, d), 8.32 (1H, d), 7.84-7.94 (2H, m), 7.25-7.38 (5H m), 6.10 (1H, s), 5.24 (2H, s) 2.17 (3H, s)	332.08
E-2	7-Fluoro-2-isopropyl-4-(5-methyl-1H-pyrazol-3-ylamino)-2H-phthalazin-1-one	(400 MHz, D ₆ -DMSO) 9.35 (1H, s), 8.53 (1H, dd), 7.95 (1H, dd), 7.82 (1H, ddd), 6.35 (1H, s), 5.27-5.19 (1H, m), 2.26 (3H, s), 1.32 (6H, s)	302.29
E-3	6-Fluoro-2-isopropyl-4-(5-methyl-1H-pyrazol-3-ylamino)-2H-phthalazin-1-one	(400 MHz, D ₆ -DMSO) 9.09 (1H, s), 8.19-8.14 (2H, m), 7.56-7.50 (1H, m), 6.18 (1H, s), 5.09-5.00 (1H, m), 2.07 (3H, s), 1.14 (6H, d)	302.29
E-4	2-[2-(4-Methoxyphenyl)-2-oxo-ethyl]-4-(5-methyl-1H-pyrazol-3-ylamino)-2H-phthalazin-1-one	(400 MHz, D ₆ -DMSO) 9.43 (1H, s), 8.40 (1H, d), 8.22 (1H, d), 8.00 (2H, d), 7.93-7.81 (2H, m), 7.04 (2H, d), 6.12 (1H, s), 5.54 (2H, s), 3.80 (3H, s), 2.11 (3H, s)	390.14
E-5	2-[2-(3-Methoxyphenyl)-2-oxo-ethyl]-4-(5-methyl-1H-pyrazol-3-ylamino)-2H-phthalazin-1-one	(400 MHz, D ₆ -DMSO) 9.38 (1H, s), 8.43 (1H, d), 8.21 (1H, d), 7.92-7.80 (2H, m), 7.61 (1H, d), 7.49-7.42 (2H, m), 7.21 (1H, d), 6.11 (1H, s), 5.57 (2H, s), 3.77 (3H, s), 2.09 (3H, s)	390.15
E-6	4-(5-methyl-1H-pyrazol-3-ylamino)-2-[2-oxo-2-(4-trifluoromethoxyphenyl)-ethyl]-2H-phthalazin-1-one	(400 MHz, D ₆ -DMSO) 12.06 (1H, br s), 9.41 (1H, br s), 8.64 (1H, d), 8.45-8.36 (3H, m), 8.14-8.02 (2H, m), 7.75 (2H, d), 6.38 (1H, s), 5.79 (2H, s), 2.30 (3H, s)	444.23
E-7	2-(2-Benzo[1,3]dioxol-5-yl-2-oxo-ethyl)-4-(5-methyl-1H-	(400 MHz, D ₆ -DMSO) 9.26 (1H, br s), 8.48 (1H, d), 8.30 (1H, d), 7.97-7.88 (2H, m), 7.75 (1H, d), 7.56 (1H, s), 7.12	404.18

	pyrazol-3-ylamino)-2H-phthalazin-1-one	(1H, d), 6.18 (2H, s), 5.55 (2H, s), 2.16 (3H, s)	
E-8	4-(5-methyl-1H-pyrazol-3-ylamino)-2-[2-oxo-2-(4-trifluoromethyl-phenyl)-ethyl]-2H-phthalazin-1-one	(400 MHz, D ₆ -DMSO) 11.84 (1H, br s), 9.26 (1H, br s), 8.42 (1H, d), 8.22-8.20 (3H, m), 7.91-7.80 (4H, m), 6.12 (1H, s), 5.61 (2H, s), 2.08 (3H, s)	428.09
E-9	4-(5-methyl-1H-pyrazol-3-ylamino)-2-(2-oxo-2-phenylethyl)-2H-phthalazin-1-one	(400 MHz, DMSO) 11.91 (1H, br s), 9.31 (1H, br s), 8.48 (1H, d), 8.30 (1H, d), 8.09 (2H, d), 7.98-7.87 (2H, m), 7.74-7.70 (1H, m), 7.62-7.58 (2H, m), 6.21 (1H, s), 5.63 (2H, s), 2.15 (3H, s)	360.10
E-10	2-allyl-4-(5-methyl-1H-pyrazol-3-ylamino)-2H-phthalazin-1-one	(400 MHz, D ₆ -DMSO) 11.90 (1 H, s), 9.20 (1 H, s), 8.45 (1 H, d), 8.29 (1 H, d), 7.98 - 7.81 (2 H, m), 6.36 (1 H, s), 6.06 - 5.94 (1 H, m), 5.23 - 5.15 (2 H, m), 4.69 - 4.61 (2 H, m), 2.21 (3 H, s)	282.09
E-11	2-Cyclopropylmethyl-4-(5-methyl-1H-pyrazol-3-ylamino)-2H-phthalazin-1-one	(400 MHz, D ₆ -DMSO) 11.91 (1 H, s), 9.16 (1 H, s), 8.44 (1 H, d), 8.29 (1 H, dd), 7.94 - 7.82 (2 H, m), 6.36 (1 H, s), 3.91 (2 H, d), 2.23 (3 H, s), 1.34 - 1.25 (1 H, m), 0.52 - 0.46 (2 H, m), 0.43 - 0.37 (2 H, m) Tr = 1.54 min, <i>m/z</i> (ES ⁺) (M+H) ⁺ 296.12	
E-12	4-(5-Methyl-1H-pyrazol-3-ylamino)-2-(4-methylsulfanylbenzyl)-2H-phthalazin-1-one	(400 MHz, D ₆ -DMSO) 11.88 (1 H, s), 9.21 (1 H, s), 8.44 (1 H, d), 8.31 (1 H, dd), 7.94 - 7.84 (2 H, m), 7.34 - 7.30 (2 H, m), 7.25 - 7.21 (2 H, m), 6.11 (1 H, s), 5.19 (2 H, s), 2.43 (3 H, s), 2.19 (3 H, s) Tr = 1.87 min, <i>m/z</i> (ES ⁺) (M+H) ⁺ 378.08	

Example E-13: 2-(2-Hydroxy-2-phenyl-ethyl)-4-(5-methyl-1H-pyrazol-3-ylamino)-2H-phthalazin-1-one.

Sodium borohydride (6mg, 0.15mmol) was added in one portion to a stirred solution of 4-(5-Methyl-1*H*-pyrazol-3-ylamino)-2-(2-oxo-2-phenyl-ethyl)-2*H*-phthalazin-1-one (17mg, 0.05mmol) (Example E-9) in THF (1 ml). The reaction mixture was stirred at RT for two hours. After this time LC-MS indicated complete consumption of starting material, MeOH (0.5ml) was added and the reaction mixture was concentrated under vacuum. The resulting residue was purified by flash column chromatography (elution: 97% DCM, 3% MeOH) to give the title compound (2.2mg, 12% yield) as a white solid. MS (ESI⁺) = (M+H)⁺ 361.98.

Method F:

10 Example F-1: 2-Isopropyl-4-(5-methyl-1*H*-pyrazol-3-ylamino)-7-morpholino-2*H*-phthalazin-1-one

7-Nitro-2,3-dihydro-phthalazine-1,4-dione: Hydrazine hydrate (26.6g, 0.53mol) was added in one portion to a stirred mixture of 4-nitrophthalic anhydride (100g, 0.52mol), in HOAc (1.0L) at RT. The mixture was heated to 120°C for 2 hours and then allowed to cool to RT. The solid was filtered, washed with water (250ml) and dried in the vacuum oven at 50°C for 20 hours to give the nitrophthalazinone (95g, 88% yield). MS (ESI⁺) = (M+H)⁺ 208.

7-Nitro-4-bromo-2*H*-phthalazin-1-one: 7-Nitro-2,3-dihydro-phthalazine-1,4-dione (95.0g, 0.46mol) was suspended in DCE (1.0L) and phosphorus pentabromide (789.0g, 1.83mol) was added in three portions and the reaction heated to reflux for 24 hours. The reaction was cooled to RT and poured onto ice (2.5kg) and the resulting precipitate filtered and washed with water to give the crude product (160g).

This crude material was suspended in HOAc (1.60L) and heated to 125°C for 2 hours. The reaction was cooled to RT and poured onto ice (1.5kg) and the resulting precipitate filtered. The solid was washed with water and dried to give the title compound (84g, 68% yield) as a yellow solid.

¹H-NMR: (400 MHz, D₆-DMSO), 13.29 (1H, s), 8.83 (1H, d), 8.79 (1H, dd), 8.61 (1H, dd), 8.54 (1H, d), 8.46 (1H, d), 8.16 (d) MS (ESI⁺) = (M+H)⁺ 269 & 271

7-Nitro-2-Isopropyl-4-bromo-2*H*-phthalazin-1-one: 7-Nitro-4-bromo-2*H*-phthalazin-1-one (84g, 0.31mol) was dissolved in dimethylformamide (DMF) (400ml). To this was added NaH (60%, 7.5g, 0.31mol) as a DMF suspension (200ml). The mixture was stirred at RT for 30 min then 2-bromo-propanol (7.7g, 62 mmol) was added in one portion as a solution in DMF (250ml). The reaction mixture was stirred for 24 hours whereupon LC-

MS showed 40% starting material remaining. To this was added NaH (3.75g 0.15mol) and the reaction stirred for a further 24 hours. The DMF was removed under vacuum and the resulting crude material purified by successive column chromatography (elution: 92% heptane to 8% EtOAc) to give the title compound (38.8g, 40% yield) as a light yellow solid.
 5 ¹H-NMR: (400 MHz, D₆-DMSO), 8.88 (1H, d), 8.87 (1H, dd), 8.16 (1 H, d), 5.19 (1H, m), 1.13 (6H, d).

7-Amino-2-Isopropyl-4-bromo-2H-phthalazin-1-one: 7-Nitro-2-Isopropyl-4-bromo-2H-phthalazin-1-one (4.6g, 0.015mol) was dissolved in a 5:1 mixture of EtOH and water (150 ml). To this solution was added iron powder (2.14g, 0.039mol) and concentrated HCl (1 ml), the mixture was heated to 80°C for three hours. After this time, the reaction mixture was cooled to RT and filtered through a pad of celite, the celite was washed with EtOH (100 ml), and the solution was concentrated under vacuum to give the title compound (4.2g, 98% yield) as a white solid. ¹H-NMR: (400 MHz, D₆-DMSO), 7.56 (1H, d), 7.28 (1H, s), 7.13 (1 H, d), 6.47 (2H, s), 5.24-5.09 (1H, m), 1.23 (6H, d); MS (ESI⁺) = (M+H)⁺
 15 282, 284

7-Morpholino-2-Isopropyl-4-bromo-2H-phthalazin-1-one: To a solution of 7-Amino-2-Isopropyl-4-bromo-2H-phthalazin-1-one (0.8g, 0.0028mol) in DMF (8ml), was added potassium carbonate (2g, 0.014mol). After 5 min, *bis* (2-chloroethyl) ether (0.41g, 0.0028mol) was added and the solution was heated to 140°C for 24 hours. After this time
 20 LC-MS indicated the complete consumption of starting material and the mixture was cooled, concentrated under vacuum and purified by flash column chromatography (elution: 70% heptane, 30% EtOAc) to give the title compound (0.2g, 20% yield) as a white solid.

This material was then used in the Buchwald reaction as described in Method A. to give the
 25 corresponding 2-Isopropyl-4-(5-methyl-1H-pyrazol-3-ylamino)-7-morpholino-2H-phthalazin-1-one (example F-1)

Using the experimental conditions reported above (Method F) and the appropriate starting materials, the following derivatives were prepared:

Example No.	Systematic name	¹ H-NMR	MS (ESI ⁺ , M+H)
F-1	2-isopropyl-4-(5-methyl-1H-pyrazol-3-ylamino)-7-morpholino-2H-phthal-	(400 MHz, D ₆ -DMSO) 11.86 (1H, s), 8.97 (1H, s), 8.29 (1H, d), 7.57 (1H, d), 7.52 (1H, d), 6.35 (1H, br s), 5.28-5.20 (1H, m), 3.79-3.74 (4H, m), 3.21 (4H,	368.15

	azin-1-one	obsured), 2.23 (3H, s), 1.30 (6H, d)	
F-2	2-Isopropyl-4-(5-methyl-1H-pyrazol-3-ylamino)-6-morpholino-2H-phthalazin-1-one	(400 MHz, D ₆ -DMSO) 11.88 (1H, s), 9.19 (1H, s), 8.07 (1H, d), 7.65 (1H, s), 7.41 (1H, dd), 6.37 (1H, s), 5.25-5.16 (1H, m), 3.80-3.73 (4H, m), 3.44-3.35 (4H, m), 1.28 (6H, d)	369.37
F-3	2-Isopropyl-4-(5-methyl-1H-pyrazol-3-ylamino)-8-morpholino-2H-phthalazin-1-one	(400 MHz, DMSO) 9.45 (1H, br s), 8.35 (1H, br s), 8.03 (1H, br s), 6.33 (1H, s), 5.31-5.17 (1H, m), 3.96 (4H, br s), 3.51 (4H, br s), 2.26 (3H, s), 1.35 (6H, d)	369.30
F-4	2-Benzyl-4-(5-methyl-1H-pyrazol-3-ylamino)-7-morpholino-2H-phthalazin-1-one	(400 MHz, D ₆ -DMSO) 9.50 (1H, s), 8.10 (1H, d), 7.61 (1H, d), 7.46 (1H, dd), 7.34-7.23 (5H, m), 6.14 (1H, s), 5.22 (2H, s), 3.83-3.72 (4H, m), 3.42-3.40 (4H, m), 2.20 (3H, s)	417.30
F-5	2-Isopropyl-7-(4-methyl-piperazin-1-yl)-4-(5-methyl-2H-pyrazol-3-ylamino)-2H-phthalazin-1-one	(400 MHz, CDCl ₃) 7.83 (1H, d), 7.61 (1H, d), 7.31 (1H, dd), 7.15 (1H, s), 6.33 (1H, s), 5.49-5.41 (1H, m), 3.46-3.41 (4H, m), 2.61-2.55 (4H, m), 2.37 (3H, s), 2.35 (3H, s), 1.43 (6H, d)	382.33
F-6	2-Isopropyl-4-(5-methyl-1H-pyrazol-3-ylamino)-7-dimethylamino-2H-phthalazin-1-one	(400 MHz, D ₆ -DMSO) 9.21 (1H, s), 8.27 (1H, d), 7.41 (1H, d), 7.35 (1H, dd), 6.42 (1H, s), 5.36-5.29 (1H, m), 3.16 (6H, s), 2.34 (3H, s), 1.39 (6H, d)	327.36
F-7	2-Isopropyl-4-(5-methyl-1H-pyrazol-3-ylamino)-6-dimethylamino-2H-phthalazin-1-one		327.30
F-8	2-Isopropyl-4-(5-methyl-1H-pyrazol-3-ylamino)-8-dimethylamino-2H-phthalazin-1-one	(400 MHz, D ₆ -DMSO) 11.82 (1H, br s), 8.77 (1H, br s), 7.67-7.56 (2H, m), 7.20 (1H, d), 6.26 (1H, br s), 5.26-5.15 (1H, m), 2.84 (6H, s), 2.22 (3H, s), 1.27 (6H, d)	327.18

F-9	4-(5-Cyclopropyl-2 <i>H</i> -pyrazol-3-yl-amino)-7-dimethyl-amino-2-isopropyl-2 <i>H</i> -phthalazin-1-one	(400 MHz, DMSO) 11.89 (1H, br s), 8.90 (1H, br s), 8.23 (1H, br s), 7.32 (1H, d), 7.24 (1H, d), 6.25 (1H, br s), 5.29-5.18 (1H, m), 3.07 (6H, s), 1.92-1.84 (1H, m), 1.29 (6H, d), 0.98-0.88 (2H, m), 0.65 (2H, dd)	353.41
F-10	2-Isopropyl-4-(5-methyl-1 <i>H</i> -pyrazol-3-ylamino)-7-piperidin-1-yl-2 <i>H</i> -phthalazin-1-one	(400 MHz, DMSO) 9.04 (1H, s), 8.32 (1H, d), 7.63 (1H, d), 7.57 (1H, dd), 6.42 (1H, s), 5.40-5.25 (1H, m), 3.49 (4H, s), 2.32 (3H, s), 1.70 (6H, br s), 1.39 (6H, d)	367.22
F-11	2-Isopropyl-4-(5-methyl-1 <i>H</i> -pyrazol-3-ylamino)-7-pyrrolidin-1-yl-2 <i>H</i> -phthalazin-1-one	(250 MHz, DMSO) 8.88 (1H, s), 8.23 (1H, d), 7.18 (1H, d), 7.11-7.03 (1H, m), 6.35 (1H, s), 5.33-5.18 (1H, m), 3.39 (4H, br s), 2.24 (3H, s), 2.02 (4H, br s), 1.31 (6H, d)	353.18

Method G:

Example G-1: 2-Isopropyl-4-(5-methyl-1*H*-pyrazol-3-ylamino)-7-methoxy-2*H*-phthalazin-1-one

- 5 7-Hydroxy-2-Isopropyl-4-bromo-2*H*-phthalazin-1-one: Concentrated sulfuric acid (17ml) was added slowly to a solution of 7-Amino-2-Isopropyl-4-bromo-2*H*-phthalazin-1-one (4.6g, 0.016mol) in HOAc (50ml). The reaction mixture was cooled to 0°C and a solution of NaNO₂ (1.52g, 0.022mol) in water (10ml) was added dropwise. The reaction mixture was stirred for a further 20 min at 0°C prior to the addition of urea (0.55g, 0.009mol) and
- 10 cold water (50ml). The reaction mixture was then added carefully to a refluxing mixture of sulfuric acid (28ml) in water (115ml) and the reaction was stirred for a further 10 min at reflux before being allowed to cool to RT. Upon standing, an orange precipitate was observed, which was collected by filtration and washed with water to give the title compound (4.22g, 93% yield) as an orange powder.
- 15 7-Methoxy-2-Isopropyl-4-bromo-2*H*-phthalazin-1-one: To a stirred solution of 7-hydroxy-2-Isopropyl-4-bromo-2*H*-phthalazin-1-one (0.4g, 1.4mmol) in THF (5ml) were added successively, K₂CO₃ (0.59g, 4.3mmol) and methyl iodide (0.22g, 1.55mmol) and the mixture was heated to reflux for 24 hours. After this time, LC-MS indicated complete con-

sumption of starting material, and the reaction mixture was concentrated under vacuum. The residue was re-dissolved in EtOAc (50ml) and washed with water (2 x 30ml), the organic layer was dried (MgSO₄), filtered and concentrated under vacuum to give the title compound (0.32g, 76% yield) as an orange powder.

- 5 This material was then used in the Buchwald reaction as described in Method A. to give the corresponding 2-Isopropyl-4-(5-methyl-1*H*-pyrazol-3-ylamino)-7-methoxy-2*H*-phthalazin-1-one (example G-1)

Using the experimental conditions reported above (Method G) and the appropriate starting materials, the following derivatives were prepared:

Example No.	Systematic name	¹ H-NMR	MS (ESI+, M+H)
G-1	2-Isopropyl-4-(5-methyl-1 <i>H</i> -pyrazol-3-ylamino)-7-methoxy-2 <i>H</i> -phthalazin-1-one	(400 MHz, D ₆ -DMSO) 12.07 (1H, s), 9.27 (1H, s), 8.56 (1H, d), 7.85 (1H, s), 7.63 (1H, d), 6.52 (1H, s), 5.46-5.39 (1H, m), 4.10 (3H, s), 2.86 (3H, s), 1.50 (6H, d)	314.32
G-2	2-Isopropyl-4-(5-methyl-1 <i>H</i> -pyrazol-3-ylamino)-7-(pyridin-2-ylmethoxy)-2 <i>H</i> -phthalazin-1-one	(250 MHz, D ₆ -DMSO) 9.12 (1H, br s), 8.62-8.58 (1H, m), 8.40 (1H, d), 7.89-7.81 (1H, m), 7.74 (1H, d), 7.59-7.52 (2H, m), 7.40-7.33 (1H, m), 6.32 (1H, s), 5.38 (2H, s), 5.29-5.13 (1H, m), 2.23 (3H, s), 1.31 (6H, d)	391
G-3	2-Isopropyl-4-(5-methyl-1 <i>H</i> -pyrazol-3-ylamino)-7-(pyridin-3-ylmethoxy)-2 <i>H</i> -phthalazin-1-one	(250 MHz, D ₆ -DMSO) 9.13 (1H, br s), 8.73 (1H, d), 8.57 (1H, dd), 8.41 (1H, d), 7.96-7.89 (1H, m), 7.80 (1H, d), 7.55 (1H, dd), 7.49-7.41 (1H, m), 6.33 (1H, s), 5.36 (2H, s), 5.31-5.19 (1H, m), 2.24 (3H, s), 1.32 (6H, d)	391
G-4	2-Isopropyl-4-(5-methyl-1 <i>H</i> -pyrazol-3-ylamino)-7-(pyridin-4-ylmethoxy)-2 <i>H</i> -phthalazin-1-one	(250 MHz, D ₆ -DMSO) 9.13 (1H, br s), 8.64-8.58 (2H, m), 8.42 (1H, d), 7.76 (1H, d), 7.58 (1H, dd), 7.52-7.46 (2H, m), 6.34 (1H, s), 5.41 (2H, s), 5.32-5.18 (1H, m), 2.24 (3H, s), 1.32 (6H, d)	391.21
G-5	2-isopropyl-4-(5-	(250 MHz, D ₆ -DMSO) 9.09 (1H, br s),	413.28

	methyl-1H-pyrazol-3-ylamino)-7-(2-morpholin-4-yl-ethoxy)-2H-phthalazin-1-one	8.38 (1H, d), 7.69 (1H, d), 7.46 (1H, dd), 6.33 (1H, s), 5.31-5.17 (1H, m), 4.27 (2H, t), 3.62-3.55 (4H, m), 3.41 (4H, obscured), 2.75 (2H, t), 2.24 (3H, s), 1.32 (6H, d)	
G-6	7-Hydroxy-2-isopropyl-4-(5-methyl-1H-pyrazol-3-yl-amino)-2H-phthalazin-1-one	(400 MHz, D ₆ -DMSO) 11.84 (1H, s), 10.59 (1H, s), 8.99 (1H, s), 8.27 (1H, d), 7.58 (1H, d), 7.25 (1H, dd), 6.32 (1H, s), 5.28-5.16 (1H, m), 2.23 (3H, s), 1.30 (6H, d)	300.33
G-7	7-Difluoromethoxy-2-isopropyl-4-(5-methyl-1H-pyrazol-3-yl-amino)-2H-phthalazin-1-one	(400 MHz, DMSO), 12.03 (1H, br s), 9.31 (1H, br s), 8.61 (1 H, d), 7.62-7.49 (1H, m), 7.43 (1H, s), 6.41 (1H, s), 5.37-5.22 (1H, m), 2.29 (3H, s), 1.40 (6H, d)	350.13
G-8	2-Benzyl-7-methoxy-4-(5-methyl-1H-pyrazol-3-ylamino)-2H-phthalazin-1-one	(400 MHz, DMSO) 9.46 (1H, s), 8.35 (1H, d), 7.84 (1H, s), 7.55-7.38 (5H, m), 6.24 (1H, s), 5.35 (2H, s), 4.08 (3H, s), 5.85 (3H, s)	362.30
G-9	2-Isopropyl-6-methoxy-4-(5-methyl-1H-pyrazol-3-ylamino)-2H-phthalazin-1-one	(400 MHz, DMSO) 11.97 (1H, br s), 9.16 (1H, s), 8.24 (1H, d), 7.96 (1H, s), 7.42 (1H, d), 6.39 (1H, s), 5.34-5.28 (1H, m), 3.98 (3H, s), 2.30 (3H, s), 1.37 (6H, d)	314.20

Method H:

Example H-1: 2-Isopropyl-4-(5-methyl-1H-pyrazol-3-ylamino)-7-methylsulfanyl-2H-phthalazin-1-one

- 5 7-Mercapto-2-isopropyl-4-bromo-2H-phthalazin-1-one: Concentrated sulfuric acid (5ml) was added dropwise to a solution of 7-amino-2-isopropyl-4-bromo-2H-phthalazin-1-one (1.5g, 5.3mmol) in HOAc (15ml) and the solution was cooled to 0°C. A solution of NaNO₂ (0.5g, 7.4mmol) in water (2.5ml) was added dropwise and the reaction mixture was stirred at 0°C for 20 min, after which time urea (0.17g, 2.8mmol) was added in one portion. The
- 10 the reaction mixture was then added dropwise to a solution of potassium ethyl xanthate (6g,

37.7mmol) in water (7.5ml) and the mixture was heated to 80°C for 30 min. After this time, the reaction mixture was cooled to RT and DCM (100ml) was added. The organic layer was separated, dried (MgSO₄), filtered and concentrated under vacuum.

The residue was taken up in THF (10ml), NaOH (4.95g, 0.12mmol) was added in one
5 portion and the mixture was heated to reflux for 24 hours. The mixture was then cooled to RT and the suspension was acidified to pH 2 with concentrated HCl. DCM (100 ml) was added, the organic layer was separated and was subsequently washed with HCl (1M, 20ml) and water (20ml). The organic layer was extracted with NaOH (1M, 200ml), the aqueous layer was separated and acidified to pH 1 with concentrated HCl. The mixture was ex-
10 tracted with DCM (2 x 50ml), the organic layers were combined, dried (MgSO₄), filtered and concentrated under vacuum to give the title compound (0.77g, 48% yield) as a light brown solid which was taken on directly without further purification.

7-Methylsulfanyl-2-isopropyl-4-bromo-2H-phthalazin-1-one: To a solution of 7-mercap-
to-2-isopropyl-4-bromo-2H-phthalazin-1-one (0.77g, 2.6mmol) in THF (8ml), was added
15 NaH (60%, 0.13g, 3.1mmol) portion-wise. After stirring for 5 min, methyl iodide (0.44g, 3.1mmol) was added dropwise and stirring was continued for four hours. The mixture was concentrated under vacuum and the residue was subjected to flash column chromatography (elution: 90% heptane, 10% EtOAc) to give the title compound (0.44g, 54% yield) as a white solid. ¹H-NMR: (400 MHz, D₆-DMSO), 8.02 (1H, d), 7.88 (1H, d), 7.75 (1 H, d),
20 5.26-5.15 (1H, m), 2.59 (3H, s), 1.35 (6H, d).

This material was then used in the Buchwald reaction as described in Method A to give the corresponding 2-Isopropyl-4-(5-methyl-1H-pyrazol-3-ylamino)-7-methylsulfanyl-2H-phthalazin-1-one (Example H-1). ¹H-NMR: (400 MHz, D₆-DMSO), 11.92 (1H, s), 9.16 (1H, s), 8.36 (1 H, d), 8.01 (1H, d), 7.75 (1H, d), 6.35 (1H, s), 5.29-5.19 (1H, m), 2.62 (3H,
25 s), 2.25 (2H, s), 1.32 (6H, d) MS (ESI⁺) = (M+H)⁺ 330.26.

Example H-2: 2-Isopropyl-7-methanesulfonyl-4-(5-methyl-1H-pyrazol-3-ylamino)-2H-phthalazin-1-one

2-Isopropyl-7-methanesulfonyl-4-(5-methyl-1H-pyrazol-3-ylamino)-2H-phthalazin-1-one: Oxone (0.88g, 1.4mmol) was added in one portion to a stirred solution of 2-isopropyl-4-(5-methyl-1H-pyrazol-3-ylamino)-7-methylsulfanyl-2H-phthalazin-1-one
30 (0.12g, 0.36mmol) in a 4:1 mixture of dioxane / water (1.2ml) and the reaction mixture was stirred at RT for one hour. The reaction mixture was diluted with water (5 ml) and the solution was extracted with EtOAc (3 x 75ml), the organic layers were combined, dried (MgSO₄), filtered and concentrated under vacuum to give a dark brown solid. Flash
35 column chromatography (elution: 96% DCM, 4% MeOH) gave the title compound

(0.032g, 25% yield) as a light yellow solid (Example H-2). ¹H-NMR: (400 MHz, D₆-DMSO) 11.99 (1H, br s), 9.44 (1H, s), 8.76-8.68 (2H, m), 8.39 (1H, d), 6.36 (1H, s), 5.32-5.18 (1H, m), 3.36 (3H, s), 2.25 (3H, s), 1.34 (6H, d) MS (ESI⁺) = (M+H)⁺ 362.16.

Using the experimental conditions reported above (Method H, Example H-1 or H-2) and the appropriate starting materials, the following derivatives were prepared:

Example No.	Systematic name	¹ H-NMR	MS (ESI ⁺ , M+H)
H-3	2-Isopropyl-4-(5-methyl-1H-pyrazol-3-yl-amino)-7-(2-morpholin-4-ylethylsulfanyl)-2H-phthalazin-1-one	(250 MHz, D ₆ -DMSO) 9.15 (1H, s), 8.35 (1H, d), 8.08 (1H, d), 7.79 (1H, dd), 6.34 (1H, s), 5.31-5.16 (1H, m), 3.61-3.54 (4H, m), 3.33-3.24 (2H, m), 2.62 (2H, t), 2.48-2.40 (4H, m), 2.24 (3H, s), 1.32 (6H, d)	429.16

Method I:

Example I-1: 2-Isopropyl-7-[methyl-(2-morpholin-4-yl-ethyl)-amino]-4-(5-methyl-1H-pyrazol-3-ylamino)-2H-phthalazin-1-one

10 Bromo-3-isopropyl-4-oxo-3,4-dihydro-phthalazin-6-yl)-carbamic acid tert-butyl ester: 7-Amino-2-Isopropyl-4-bromo-2H-phthalazin-1-one (1.88g, 6.7mmol) was dissolved in dimethylformamide (DMF) (20 ml). To this was added NaH (60%, 0.8g, 20.1mmol) as a suspension in DMF (5 ml). The mixture was stirred at RT for 30 min then di-tert-butyl dicarbonate (Boc₂O) (4.36g, 20.1 mmol) was added in one portion as a solution in DMF (5ml) and the reaction mixture was heated at 70°C for 3 hours. After this time, the reaction mixture was cooled to RT and water (20 ml) was added cautiously, the mixture was extracted with EtOAc (3 x 50ml), the organic layers were combined, dried (MgSO₄), filtered and concentrated under vacuum.

The residue was dissolved in a 1:1 mixture of THF / EtOH (10 ml) and aqueous NaOH (50% by weight solution, 10 ml) was added in one portion, the reaction mixture was stirred vigorously for 30 min. After this time, the mixture was partitioned between water (20 ml) and EtOAc (50 ml). The organic layer was dried (MgSO₄), filtered and concentrated to give the title compound (2.2g, 88% yield) as a light brown solid.

¹H-NMR: (400 MHz, D₆-DMSO), 8.32 (1H, d), 8.19 (1H, s), 7.88 (1H, d), 7.41 (1H, s), 5.46-5.31 (1H, m), 1.52 (9H, s), 1.41 (6H, d) MS (ESI⁺) = (M+H)⁺ 382.22.

4-Bromo-2-isopropyl-7-methylamino-2H-phthalazin-1-one: Bromo-3-isopropyl-4-oxo-3,4-dihydro-phthalazin-6-yl)-carbamic acid tert-butyl ester (2.2 g, 5.7mmol) was dissolved in THF (10ml). To this was added NaH (60%, 0.34g, 8.6mmol) as a suspension in THF (5 ml). The mixture was stirred at RT for 30 min then methyl iodide (1.4ml, 23.0mmol) was added in one portion as a solution in THF (5ml) and the reaction mixture was stirred at RT for 3 hours. After this time, the reaction mixture was cooled to RT and water (20 ml) was added cautiously, the mixture was extracted with EtOAc (3 x 50ml), the organic layers were combined, dried (MgSO₄), filtered and concentrated under vacuum. The residue was dissolved in a 20% TFA/ DCM solution (10ml) and the reaction mixture was stirred at RT for 2 hours. After this time, the reaction mixture was concentrated under vacuum to afford a brown oil. Heptane (20ml) was added, and the mixture was concentrated under vacuum. Diethyl ether (10ml) was added to the residue and the resulting precipitate was filtered and dried under vacuum to afford the title compound (1.14g, 68% yield) as a light brown solid MS (ESI⁺) = (M+H)⁺ 296.16.

4-Bromo-2-isopropyl-7-[methyl-(2-morpholin-4-yl-ethyl)-amino]-2H-phthalazin-1-one: 4-Bromo-2-isopropyl-7-methylamino-2H-phthalazin-1-one (0.13g, 0.44mmol) was dissolved in DMF (5ml). To this was added NaH (60%, 0.053g, 1.3mmol) as a suspension in DMF (2 ml). The mixture was stirred at RT for 30 min then 4-(2-chloro-ethyl)-morpholine (0.12g, 0.66mmol) was added in one portion as a solution in DMF (1ml) and the reaction mixture was heated to 70°C for 24 hours. After this time, the reaction mixture was cooled to RT and water (10 ml) was added cautiously, the mixture was extracted with EtOAc (3 x 10ml), the organic layers were combined, dried (MgSO₄), filtered and concentrated under vacuum. Flash column chromatography (elution: 95% EtOAc, 5% MeOH) gave the title compound (0.051g, 30% yield) as a white solid. ¹H-NMR: (400 MHz, CDCl₃), 7.72 (1H, d), 7.49 (1H, s), 7.16 (1 H, d), 5.42-5.29 (1H, m), 3.73-3.67 (4H, m), 3.66-3.59 (2H, t), 3.15 (3H, s), 2.61-2.54 (2H, m), 2.53-2.46 (4H, m), 1.41 (6H, d).

This material was then used in the Buchwald reaction as described in Method A to give the corresponding 2-Isopropyl-7-[methyl-(2-morpholin-4-yl-ethyl)-amino]-4-(5-methyl-1H-pyrazol-3-ylamino)-2H-phthalazin-1-one (example I-1).

Using the experimental conditions reported above (Method I) and the appropriate starting materials, the following derivatives were prepared:

Example No.	Systematic name	¹ H-NMR	MS (ESI ⁺ , M+H)
I-1	2-Isopropyl-7-[meth-	(400 MHz, D ₆ -DMSO), 11.81 (1H, br	426.24

	yl-(2-morpholin-4-yl-ethyl)-amino]-4-(5-methyl-1H-pyrazol-3-ylamino)-2H-phthalazin-1-one	s), 8.89 (1H, br s), 8.19 (1 H, d), 7.33 (1H, d), 7.23 (1H, dd), 6.31 (1H, s), 5.28-5.19 (1H, m), 3.61 (2H, t), 3.57-3.53 (4H, m), 3.05 (3H, s), 2.48-2.45 (2H, m), 2.44-2.40 (4H, m), 2.22 (3H, s), 1.29 (6H, d)	
I-2	2-Isopropyl-4-(5-methyl-1H-pyrazol-3-ylamino)-7-(methylpyridin-4-ylmethylamino)-2H-phthalazin-1-one	(250 MHz, CD ₃ OD), 8.46 (2H, d), 7.96 (1H, d), 7.51 (1 H, d), 7.34-7.22 (4H, m), 6.32 (1H, s), 5.43-5.23 (1H, m), 4.83 (2H, s), 3.28 (3H, s), 2.29 (3H, s), 1.40 (6H, d)	404.28
I-3	2-Isopropyl-4-(5-methyl-1H-pyrazol-3-ylamino)-7-(methylpyridin-3-ylmethylamino)-2H-phthalazin-1-one	(400 MHz, D ₆ -DMSO), 9.29 (1H, br s), 8.73-8.67 (2H, m), 8.18 (1 H, d), 8.10 (1H, d), 7.78 (1H, dd), 7.41-7.33 (2H, m), 6.36 (1H, s), 5.27-5.16 (1H, m), 4.95 (2H, s), 3.24 (3H, s), 2.26 (3H, s), 1.30 (6H, d)	404.33
I-4	2-Isopropyl-4-(5-methyl-1H-pyrazol-3-ylamino)-7-(methylpyridin-2-ylmethylamino)-2H-phthalazin-1-one	(400 MHz, D ₆ -DMSO), 9.24 (1H, br s), 8.63 (1H, d), 8.15 (1 H, d), 7.91 (1H, t), 7.46-7.40 (1H, m), 7.36 (1H, d), 7.34-7.28 (2H, m), 6.35 (1H, s), 5.25-5.15 (1H, m), 4.92 (2H, s), 3.26 (3H, s), 2.26 (3H, s), 1.29 (6H, d)	404.32
I-5	<i>N</i> -[3-Isopropyl-1-(5-methyl-1H-pyrazol-3-ylamino)-4-oxo-3,4-dihydro-phthalazin-6-yl]- <i>N</i> -methyl-acetamide	(400 MHz, D ₆ -DMSO), 11.92 (1H, s), 9.23 (1H, s), 8.48 (1 H, d), 8.13 (1H, d), 7.87 (1H, dd), 6.35 (1H, s), 5.31-5.16 (1H, m), 3.28 (3H, s), 2.24 (3H, s), 1.94 (3H, s), 1.32 (6H, d)	355.33
I-6	3-Isopropyl-1-[3-isopropyl-1-(5-methyl-1H-pyrazol-3-ylamino)-4-oxo-3,4-dihydro-phthalazin-6-yl]-1-methyl-urea	(400 MHz, D ₆ -DMSO), 11.88 (1H, br s), 9.15 (1H, s), 8.36 (1 H, d), 8.03 (1H, d), 7.78 (1H, dd), 6.48 (1H, d), 6.34 (1H, s), 5.32-5.18 (1H, m), 3.91-3.76 (1H, m), 3.28 (3H, s), 2.24 (3H, s), 1.32 (6H, d), 1.10 (6H, d)	398.34

I-7	[3-Isopropyl-1-(5-methyl-1H-pyrazol-3-ylamino)-4-oxo-3,4-dihydro-phthalazin-6-yl]-methyl-carbamic acid ethyl ester	(400 MHz, D ₆ -DMSO) 12.16 – 11.60 (1 H, m), 9.23 (1 H, s), 8.49 (1 H, d), 8.23 (1 H, s), 7.95 (1 H, d), 6.43 (1 H, s), 5.48 - 5.13 (1 H, m), 4.21 (2 H, q), 3.42 (3 H, s), 2.31 (3 H, s), 1.39 (6 H, d), 1.27 (3 H, t)	385.13
I-8	N-[3-Isopropyl-1-(5-methyl-1H-pyrazol-3-ylamino)-4-oxo-3,4-dihydro-phthalazin-6-yl]-acetamide	(250 MHz, D ₆ -DMSO) 10.50 (1 H, s), 9.11 (1 H, s), 8.51 (1 H, d), 8.37 (1 H, d), 8.06 (1 H, dd), 6.34 (1 H, s), 5.32 - 5.17 (1 H, m), 2.25 (3 H, s), 2.13 (3 H, s), 1.32 (6 H, d)	341.41
I-9	7-[(4-Fluoro-benzyl)-methyl-amino]-2-isopropyl-4-(5-methyl-1H-pyrazol-3-ylamino)-2H-phthalazin-1-one	(400 MHz, D ₆ -DMSO) 8.99 (1 H, s), 8.18 (1 H, d), 7.35 (1 H, d), 7.28 (1 H, dd), 7.26 - 7.20 (2 H, m), 7.19 - 7.11 (2 H, m), 6.32 (1 H, s), 5.28 - 5.16 (1 H, m), 4.76 (2 H, s), 3.18 (3 H, s), 2.23 (3 H, s), 1.29 (6 H, d)	421.40
I-10	N-[3-Isopropyl-1-(5-methyl-1H-pyrazol-3-ylamino)-4-oxo-3,4-dihydro-phthalazin-6-yl]-N-methyl-methanesulfonamide	(400 MHz, DMSO) 11.94 (1 H, br. s.), 9.23 (1 H, br. s.), 8.48 (1 H, d), 8.23 (1 H, d), 7.91 (1 H, dd), 6.36 (1 H, s), 5.30 - 5.21 (1 H, m), 3.38 (3 H, s), 3.03 (3 H, s), 2.25 (3 H, s), 1.32 (6 H, d)	391.35
I-11	2-Isopropyl-4-(5-methyl-1H-pyrazol-3-ylamino)-7-(2-morpholin-4-yl-ethylamino)-2H-phthalazin-1-one	(250 MHz, D ₆ -DMSO), 9.64 (1H, br s), 8.91 (1H, s), 8.09 (1 H, d), 7.27 (1H, d), 7.07 (1H, d), 6.71 (1H, br s), 6.25 (1H, s), 5.20-5.13 (1H, m), 3.95-3.92 (2H, m), 3.29-3.27 (4H, m), 3.11-3.08 (2H, m), 2.17 (3H, s), 1.23 (6H, d)	412.37
I-12	2-Isopropyl-7-methylamino-4-(5-methyl-1H-pyrazol-3-ylamino)-2H-phthalazin-1-one	(400 MHz, D ₆ -DMSO), 9.04 (1H, br s), 8.08 (1H, d), 7.19 (1 H, d), 7.06 (1H, dd), 6.33 (1H, d), 5.29-5.19 (1H, m), 2.80 (3H, s), 2.26 (3H, s), 1.30 (6H, d)	313.18
I-13	1-[3-Isopropyl-1-(5-methyl-1H-pyrazol-3-	(400 MHz, D ₆ -DMSO), 8.98 (1H, s), 8.91 (1H, s), 8.06 (1 H, s), 8.03 (1H, s),	

	ylamino)-4-oxo-3,4-dihydro-phthalazin-6-yl]-3-methyl-urea	7.71 (1H, d), 6.12 (1H, s), 6.05 (1H, s), 5.05-4.97 (1H, m), 2.45 (3H, s), 2.03 (3H, s), 1.10 (6H, d)	
I-14	[3-Isopropyl-1-(5-methyl-2 <i>H</i> -pyrazol-3-ylamino)-4-oxo-3,4-dihydro-phthalazin-6-yl]-methyl-carbamic acid <i>tert</i> -butyl ester	(250 MHz, DMSO), 9.31 (1H, br s), 8.37 (1H, d), 8.15 (1 H, d), 7.87 (1H, dd), 6.36 (1H, s), 5.31-5.15 (1H, m), 3.32 (3H, s), 2.26 (3H, s), 1.44 (9H, s), 1.32 (6H, d)	413.18

Example I-13 is composed as Example J-1 under Method J.

Method J:

Example J-1: 1-[3-Isopropyl-1-(5-methyl-1*H*-pyrazol-3-ylamino)-4-oxo-3,4-dihydro-phthalazin-6-yl]-3-methyl-urea

- 5 1-(1-Bromo-3-isopropyl-4-oxo-3,4-dihydro-phthalazin-6-yl)-3-methyl-urea: 7-Amino-2-Isopropyl-4-bromo-2*H*-phthalazin-1-one (0.5g, 1.77mmol) was dissolved in THF (5ml). To this was added NaH (60%, 0.14g, 3.54mmol) as a suspension in THF (2ml) and the reaction mixture was stirred for 5 min. After this time methyl isocyanate (0.2g, 3.55mmol) was added in one portion and the reaction mixture was stirred at RT for a further 48 hours.
- 10 After this time, the reaction mixture was partitioned between EtOAc (50ml) and water (50ml), the organic layer was separated, dried (MgSO₄), filtered and concentrated under vacuum to give the title compound (0.47g, 78% yield) as a light brown solid.
- This material was then used in the Buchwald reaction as described in Method A to give the corresponding 1-[3-Isopropyl-1-(5-methyl-1*H*-pyrazol-3-ylamino)-4-oxo-3,4-dihydro-
- 15 phthalazin-6-yl]-3-methyl-urea (example J-1).

Using the experimental conditions reported above (Method J) and the appropriate starting materials, the following derivatives were prepared:

Example No.	Systematic name	¹ H-NMR	MS (ESI+, M+H)
J-1	1-[3-Isopropyl-1-(5-methyl-1 <i>H</i> -pyrazol-3-ylamino)-4-oxo-3,4-dihydro-phthalazin-6-yl]-3-methyl-urea	(400 MHz, D ₆ -DMSO), 8.98 (1H, s), 8.91 (1H, s), 8.04 (1 H, d), 7.70 (1H, dd), 6.12 (1H, s), 6.04 (1H, s), 5.05-4.97 (1H, m), 2.47 (3H, d), 2.03 (3H, s), 1.09 (6H, d)	

J-2	<i>N</i> -[3-Isopropyl-1-(5-methyl-1 <i>H</i> -pyrazol-3-ylamino)-4-oxo-3,4-dihydro-phthalazin-6-yl]-methanesulfonamide	(400 MHz, D ₆ -DMSO), 10.49 (1H, br s), 9.34 (1H, s), 8.43 (1 H, d), 8.11 (1H, s), 6.36 (1H, s), 5.32-5.19 (1H, m), 3.15 (3H, s), 2.25 (3H, s), 1.33 (6H, d)	377.24
-----	---	---	--------

Method K:

Example K-1: 2-Isopropyl-7-methoxymethyl-4-(5-methyl-1*H*-pyrazol-3-ylamino)-2*H*-phthalazin-1-one

5 1,4-Dioxo-1,2,3,4-tetrahydro-phthalazine-6-carboxylic acid: Hydrazine hydrate (26g, 0.52mol) was added in one portion to a stirred mixture of 1,2,4-benzenetricarboxylic anhydride (100g, 0.52mol), in HOAc (1.0L) at RT. The mixture was heated to 120°C for 2 hours and then allowed to cool to RT. The solid was filtered, washed with water (250ml) and dried in the vacuum oven at 50°C for 20 hours to give the title compound (91g, 85%
10 yield).

Bromo-4-oxo-3,4-dihydro-phthalazine-6-carboxylic acid: 1,4-Dioxo-1,2,3,4-tetrahydro-phthalazine-6-carboxylic acid (91.0g, 0.44mol) was suspended in DCE (1.0L) and phosphorus pentabromide (761.0g, 1.77mol) was added in three portions and the reaction heated to reflux for 24 hours. The reaction was cooled to RT and poured onto ice (2.50kg)
15 and the resulting precipitate filtered and washed with water to give the crude product (130g).

This crude material was suspended in HOAc (1.60L) and heated to 125°C for 2 hours. The reaction was cooled to RT and poured onto ice (1.5kg) and the resulting precipitate filtered. The solid was washed with water and dried to give the title compound (85g, 73%
20 yield) as a yellow solid. MS (ESI⁺) = (M+H)⁺ 310 & 312

Bromo-4-oxo-3,4-dihydro-phthalazine-6-carboxylic acid ethyl ester: Concentrated sulfuric acid (40ml) was added to a stirred solution of 1-Bromo-4-oxo-3,4-dihydro-phthalazine-6-carboxylic acid (85g, 0.32mol) in EtOH (500 ml) and the mixture was heated to reflux for 48 hours. After this time, the reaction mixture was cooled and the resulting precipitate was
25 filtered. The precipitate was partitioned between EtOAc (1L) and saturated NaHCO₃ (500ml), the organic layer was separated and washed with water (500ml) before being dried (MgSO₄), filtered and concentrated under vacuum to give the title compound (30g, 31% yield) as a white solid. MS (ESI⁺) = (M+H)⁺ 297 & 299

Bromo-3-isopropyl-4-oxo-3,4-dihydro-phthalazine-6-carboxylic acid ethyl ester: Bromo-4-oxo-3,4-dihydro-phthalazine-6-carboxylic acid ethyl ester (6g, 0.02mol) was dissolved in DMF (60ml). To this was added NaH (60%, 0.97g, 0.024mol) as a DMF suspension (5ml). The mixture was stirred at RT for 30 min then 2-bromo-propanol (3.7g, 0.03mol) was added in one portion as a solution in DMF (5ml). The reaction mixture was stirred for 48 hours whereupon LC-MS showed complete consumption of starting material. The DMF was removed under vacuum and the resulting residue was partitioned between DCM (100ml) and water (100ml), the organic layer was dried (MgSO₄), filtered and concentrated under vacuum. The resulting yellow oil was recrystallised from MeOH to give the title compound (2.3g, 34% yield) as a white solid. MS (ESI⁺) = (M+H)⁺ 339 & 341

4-Bromo-7-hydroxymethyl-2-isopropyl-2H-phthalazin-1-one: Bromo-3-isopropyl-4-oxo-3,4-dihydro-phthalazine-6-carboxylic acid ethyl ester (2.3g, 6.8mmol) was suspended in THF (50ml) and cooled to 0°C. To the suspension was added LiBH₄ (5.1ml of a 2M solution in THF, 10.2mmol) dropwise, the suspension was allowed to warm to RT and stirred for 24 hours. After this time, LC-MS showed 50% starting material remained. To this was added LiBH₄ (1.7ml of a 2M solution in THF, 3.4mmol) and the reaction mixture was stirred for a further 3 hours. The reaction was cooled to 0°C, saturated NH₄Cl (40ml) was added and the reaction mixture was then partitioned between water (50ml) and DCM (150ml). The organic layer was separated, dried (MgSO₄), filtered and concentrated under vacuum. The resulting residue was then purified by flash column chromatography (elution: 50% toluene, 30% EtOAc, 20% DCM) to give the title compound (0.9g, 43% yield) as a white solid. ¹H-NMR: (400 MHz, D₆-DMSO), 8.28 (1H, s), 7.96 (1H, d), 7.88 (1H, d), 5.64 (1H, t), 5.31-5.18 (1H, m), 4.78 (2H, d), 1.35 (6H, d); MS (ESI⁺) = (M+H)⁺ 297 & 299

4-Bromo-2-isopropyl-7-methoxymethyl-2H-phthalazin-1-one: 4-Bromo-7-hydroxymethyl-2-isopropyl-2H-phthalazin-1-one (0.11g, 0.37mmol) was dissolved in THF (2ml). To this was added NaH (60%, 0.019g, 0.44mmol) as a THF suspension (2ml). To this was added methyl iodide (0.063g, 0.48mmol) and the reaction mixture was stirred for 20 hours. The reaction mixture was concentrated under vacuum and the residue was purified by flash column chromatography (elution: 80% heptane, 20% EtOAc) to give the title compound (0.08g, 69% yield) as a white solid.

This material was then used in the Buchwald reaction as described in Method A to give the corresponding 2-Isopropyl-7-methoxymethyl-4-(5-methyl-1H-pyrazol-3-ylamino)-2H-phthalazin-1-one (example K-1).

Using the experimental conditions reported above (Method K) and the appropriate starting materials, the following derivatives were prepared:

Example No.	Systematic name	¹ H-NMR	MS (ESI+, M+H)
K-1	2-Isopropyl-7-methoxymethyl-4-(5-methyl-1H-pyrazol-3-ylamino)-2H-phthalazin-1-one	(400 MHz, DMSO), 11.88 (1H, br s), 9.18 (1H, br s), 8.42 (1 H, d), 8.23 (1H, br s), 7.80 (1H, d), 6.35 (1H, s), 5.30-5.20 (1H, m), 4.62 (2H, s), 2.24 (3H, s), 1.32 (6H, d)	328.31
K-2	Isopropyl-6-methoxymethyl-4-(5-methyl-2H-pyrazol-3-yl-amino)-2H-phthalazin-1-one		376.30
K-3	2-Benzyl-7-methoxymethyl-4-(5-methyl-1H-pyrazol-3-yl-amino)-2H-phthalazin-1-one	(400 MHz, DMSO), 11.93 (1H, s), 9.19 (1H, s), 8.43 (1 H, s), 8.27 (1H, d), 7.79 (1H, d), 6.37 (1H, s), 5.30-5.20 (1H, m), 4.61 (2H, s), 3.37 (3H, s), 2.25 (3H, s), 1.33 (6H, d)	328.31

Method L:

- 5 Example L-1: 2-Isopropyl-7-(4-methyl-piperazin-1-ylmethyl)-4-(5-methyl-1H-pyrazol-3-ylamino)-2H-phthalazin-1-one

4-Bromo-7-bromomethyl-2-isopropyl-2H-phthalazin-1-one: A solution of 4-bromo-7-hydroxymethyl-2-isopropyl-2H-phthalazin-1-one (0.74g, 2.5mmol) in MeCN (5ml) was added dropwise to a stirred suspension of trimethylsilyl bromide (TMSBr) (0.9g, 6.3mmol) and LiBr (0.41g, 5mmol) in MeCN (15ml). The reaction mixture was heated to 80°C for 24 hours, after which time the reaction mixture was cooled to RT and the solvent removed under vacuum. The resulting residue was purified by flash column chromatography (elution: 85% heptane, 15% EtOAc) to give the title compound (0.4g, 44% yield) as a white solid. ¹H-NMR: (250 MHz, D₆-DMSO), 8.37 (1H, s), 8.03 (1H, d), 7.94 (1 H, d), 5.26-5.09 (1H, m), 4.93 (2H, s), 1.35 (6H, d).

15

4-Bromo-2-isopropyl-7-(4-methyl-piperazin-1-ylmethyl)-2H-phthalazin-1-one: 4-Bromo-7-bromomethyl-2-isopropyl-2H-phthalazin-1-one (0.2g, 0.56mmol) was dissolved in THF (1ml), to this was added N-methyl piperazine (0.14g, 1.4mmol) as a solution in THF (1 ml) and the reaction mixture was stirred for 1 hour. Whereupon LC-MS indicated

5 complete consumption of starting material, the solvent was removed under vacuum and the residue was purified by flash column chromatography (elution: 90% EtOAc, 10% MeOH) to give the title compound (0.17g, 84% yield) as a light yellow solid.

This material was then used in the Buchwald reaction as described in Method A to give the corresponding 2-Isopropyl-7-(4-methyl-piperazin-1-ylmethyl)-4-(5-methyl-1H-pyrazol-3-ylamino)-2H-phthalazin-1-one (example L-1).

10

Using the experimental conditions reported above (Method L) and the appropriate starting materials, the following derivatives were prepared:

Example No.	Systematic name	¹ H-NMR	MS (ESI+, M+H)
L-1	2-Isopropyl-7-(4-methyl-piperazin-1-ylmethyl)-4-(5-methyl-1H-pyrazol-3-ylamino)-2H-phthalazin-1-one	(250 MHz, D ₆ -DMSO), 9.16 (1H, br s), 8.40 (1H, d), 8.20 (1 H, d), 7.80 (1H, d), 6.36 (1H, s), 5.32-5.21 (1H, m), 3.65 (2H, s), 2.45-2.28 (8H, m), 2.25 (3H, s), 2.16 (3H, s), 1.32 (6H, d)	396.33
L-2	2-Isopropyl-4-(5-methyl-1H-pyrazol-3-ylamino)-7-morpholin-4-ylmethyl-2H-phthalazin-1-one	(250 MHz, D ₆ -DMSO), 9.20 (1H, br s), 8.41 (1H, d), 8.23-8.19 (1 H, m), 7.81 (1H, dd), 6.34 (1H, s), 5.33-5.17 (1H, m), 3.66 (2H, s), 3.62-3.54 (4H, m), 2.43-2.34 (4H, m), 2.24 (3H, s), 1.32 (6H, d)	383.31

Method M:

15 Example M-1: 3-Isopropyl-1-(5-methyl-1H-pyrazol-3-ylamino)-4-oxo-3,4-dihydro-phthalazine-6-carboxylic acid

3-{tert-Butoxycarbonyl-[6-(tert-butyl-dimethyl-silyloxy)methyl]-3-isopropyl-4-oxo-3,4-dihydro-phthalazin-1-yl]-amino}-5-methyl-pyrazole-1-carboxylic acid tert-butyl ester: 7-(tert-Butyl-dimethyl-silyloxy)-2-isopropyl-4-(5-methyl-1H-pyrazol-3-ylamino)-

2*H*-phthalazin-1-one (0.68g, 1.59mmol) was dissolved in DMF (20ml). To this was added NaH (60%, 0.22g, 5.56mmol) as a suspension in DMF (2 ml). The mixture was stirred at RT for 15 min then di-*tert*-butyl dicarbonate (Boc₂O) (1.05g, 5.56mmol) in DMF (2 ml) was added in one portion and the reaction mixture was stirred at RT for 3 hours. After this
5 time, the reaction mixture was concentrated under vacuum and the resulting residue was purified by flash column chromatography (elution: 50% heptane, 50% EtOAc) to give the title compound (0.78g, 78% yield) as a brown oil. MS (ESI⁺) = (M+H)⁺ 628.51.

3-[*tert*-Butoxycarbonyl-(6-hydroxymethyl-3-isopropyl-4-oxo-3,4-dihydro-phthalazin-1-yl)-amino]-5-methyl-pyrazole-1-carboxylic acid *tert*-butyl ester: 3-{*tert*-Butoxycarbonyl-
10 [6-(*tert*-butyl-dimethyl-silyloxymethyl)-3-isopropyl-4-oxo-3,4-dihydro-phthalazin-1-yl]-amino}-5-methyl-pyrazole-1-carboxylic acid *tert*-butyl ester (0.78, 1.25mmol) was dissolved in THF (3 ml), to this was added a 1M solution of tetrabutylammonium fluoride (TBAF) in THF (1.87ml, 1.87mmol) and the mixture was stirred at RT for 24 hours. After this time the reaction mixture was concentrated under vacuum and the residue was
15 purified by flash column chromatography (elution: 50% heptane, 50% EtOAc) to give the title compound (0.39g, 45% yield) as a brown solid MS (ESI⁺) = (M+H)⁺ 514.43.

1-[*tert*-Butoxycarbonyl-(1-*tert*-butoxycarbonyl-5-methyl-1*H*-pyrazol-3-yl)-amino]-3-isopropyl-4-oxo-3,4-dihydro-phthalazine-6-carboxylic acid: 3-[*tert*-Butoxycarbonyl-(6-hydroxymethyl-3-isopropyl-4-oxo-3,4-dihydro-phthalazin-1-yl)-amino]-5-methyl-
20 pyrazole-1-carboxylic acid *tert*-butyl ester (0.2g, 0.39mmol) was dissolved in DMSO (3ml). To this was added 2-iodoxybenzoic acid (IBX) (0.22g, 0.78mmol) in one portion and the reaction mixture was stirred at RT for 24 hours. After this time, the reaction mixture was partitioned between EtOAc (20ml) and water (20ml), the organic layer was separated and washed with water (3 x 20ml) before being dried (MgSO₄), filtered and concentrated under
25 vacuum. The resulting orange oil (0.197g, 0.38mmol) was dissolved in DCM (3ml) and water (3ml). To this was added sulfamic acid (0.037g, 0.38mmol) and the reaction mixture was stirred vigorously at 0°C. After 5 min, sodium chlorite (0.034g, 0.38mmol) was added in one portion and the mixture stirred for a further hour. After this time, the reaction mixture was diluted with DCM (20ml) and washed with water (10ml). The organic layer
30 was separated, dried (MgSO₄), filtered and concentrated under vacuum. The resulting residue was purified by flash column chromatography (elution: 50% heptane, 50% EtOAc to 100% EtOAc) to give the title compound (0.088g, 44% yield) as a white solid. MS (ESI⁺) = (M+H)⁺ 528.41.

Isopropyl-1-(5-methyl-1*H*-pyrazol-3-ylamino)-4-oxo-3,4-dihydro-phthalazine-6-carboxylic acid: 1-[*tert*-Butoxycarbonyl-(1-*tert*-butoxycarbonyl-5-methyl-1*H*-pyrazol-3-yl)-

35

amino]-3-isopropyl-4-oxo-3,4-dihydro-phthalazine-6-carboxylic acid (13.0mg, 0.02mmol) was dissolved in a 20% TFA/DCM solution (2ml) and the reaction mixture was stirred for 48 hours. After this time, the reaction mixture was concentrated and the resulting residue was triturated with diethyl ether to give the title compound (Example M-1) as a white solid. ¹H-NMR: (400 MHz, D₆-DMSO), 9.34(1H, s), 8.73 (1H, s), 8.47 (1H, d), 8.26 (1H, d), 6.28 (1H, s), 5.20-5.17 (1H, m), 2.19 (3H, s), 1.26 (6H, d) MS (ESI⁺) = (M+H)⁺ 328.31.

Example M-2: 2-Isopropyl-4-(5-methyl-1*H*-pyrazol-3-ylamino)-7-(morpholine-4-carbonyl)-2*H*-phthalazin-1-one

Isopropyl-4-(5-methyl-1*H*-pyrazol-3-ylamino)-7-(morpholine-4-carbonyl)-2*H*-phthalazin-1-one: 1-[*tert*-Butoxycarbonyl-(1-*tert*-butoxycarbonyl-5-methyl-1*H*-pyrazol-3-yl)-amino]-3-isopropyl-4-oxo-3,4-dihydro-phthalazine-6-carboxylic acid (13mg, 0.025mmol) was dissolved in DMF (2ml). To this was added morpholine (6.4mg, 0.075mmol) and the reaction mixture was cooled to 0°C, 2-(1*H*-Benzotriazole-1-yl)-1,1,3,3-tetramethyluronium tetrafluoroborate (TBTU) (15mg, 0.03mmol) and TEA (0.014ml, 0.1mmol) were added consecutively and the reaction mixture stirred at RT for 24 hours. After this time, the reaction mixture was partitioned between EtOAc (10ml) and water (10ml). The organic layer was separated, dried (MgSO₄), filtered and concentrated under vacuum. The resulting residue (13.0mg, 0.02mmol) was dissolved in a 20% TFA/DCM solution (2ml) and the reaction mixture was stirred for 48 hours. After this time, the reaction mixture was concentrated and the resulting residue was triturated with diethyl ether to give the corresponding 2-Isopropyl-4-(5-methyl-1*H*-pyrazol-3-ylamino)-7-(morpholine-4-carbonyl)-2*H*-phthalazin-1-one (Example M-2). ¹H-NMR: (400 MHz, D₆-DMSO) 9.40 (1H, s), 8.50 (1H, d), 8.23 (1H, s), 7.91 (1H, d), 6.36 (1H, s), 5.28-5.21 (1H, m), 4.12-3.30 (8H, obscured) 2.26 (3H, s), 1.33 (6H, d) MS (ESI⁺) = (M+H)⁺ 397.21.

Using the experimental conditions reported above (Method M, Example M-2) and the appropriate starting materials, the following derivatives were prepared:

Example No.	Systematic name	¹ H-NMR	MS (ESI ⁺ , M+H)
M-3	3-Isopropyl-1-(5-methyl-1 <i>H</i> -pyrazol-3-ylamino)-4-oxo-3,4-dihydro-phthalazine-6-carboxylic acid diethylamide	(400 MHz, D ₆ -DMSO), 9.46 (1H, s), 8.46 (1H, d), 8.17 (1H, s), 7.88 (1H, d), 6.37 (1H, s), 5.26-5.23 (1H, m), 3.48-3.47 (2H, m), 3.18-3.16 (2H, m), 2.27 (3H, s), 1.34 (6H, d), 1.18-1.15 (3H, m), 1.08-1.01 (3H, m)	383.16

M-4	3-Isopropyl-1-(5-methyl-1H-pyrazol-3-ylamino)-4-oxo-3,4-dihydro-phthalazine-6-carboxylic acid methoxy-amide	(400 MHz, D ₆ -DMSO), 12.16 (1H, br s), 9.39 (1H, s), 8.66 (1H, s), 8.51 (1H, d), 8.21 (1H, d), 6.36 (1H, s), 5.28-5.22 (1H, m), 3.75 (3H, s), 2.26 (3H, s), 1.33 (6H, d)	357.12
M-5	3-Isopropyl-1-(5-methyl-1H-pyrazol-3-ylamino)-4-oxo-3,4-dihydro-phthalazine-6-carboxylic acid isopropylamide	(400 MHz, D ₆ -DMSO) 9.43 (1 H, br s.), 8.76 (1 H, d), 8.70 (1 H, d), 8.49 (1 H, d), 8.31 (1 H, dd), 6.38 (1 H, s), 5.31 - 5.22 (1 H, m), 4.21 - 4.09 (1 H, m), 2.27 (3 H, s), 1.34 (6 H, d), 1.20 (6 H, d)	369.37
M-6	3-Isopropyl-1-(5-methyl-1H-pyrazol-3-ylamino)-4-oxo-3,4-dihydro-phthalazine-6-carboxylic acid cyclopropylmethyl ester	(400 MHz, D ₆ -DMSO) 9.36 (1 H, s), 8.83 (1 H, d), 8.60 (1 H, d), 8.36 (1 H, dd), 6.35 (1 H, s), 5.33 - 5.16 (1 H, m), 4.21 (2 H, d), 2.25 (3 H, s), 1.33 (6 H, d), 1.25 - 1.21 (1 H, m), 0.65 - 0.56 (2 H, m), 0.45 - 0.34 (2 H, m)	382.36
M-7	7-(4-Acetyl-piperazine-1-carbonyl)-2-isopropyl-4-(5-methyl-1H-pyrazol-3-ylamino)-2H-phthalazin-1-one	(400 MHz, D ₆ -DMSO) 9.30 (1 H, s), 8.51 (1 H, d), 8.25 (1 H, d), 7.90 (1 H, dd), 6.34 (1 H, s), 5.32 - 5.16 (1 H, m), 2.24 (3 H, s), 2.01 (3 H, d), 1.32 (6 H, d)	438.40

Example M-8: 3-Isopropyl-1-(5-methyl-1H-pyrazol-3-ylamino)-4-oxo-3,4-dihydro-phthalazine-6-carboxylic acid methyl ester

1-[*tert*-Butoxycarbonyl-(1-*tert*-butoxycarbonyl-5-methyl-1H-pyrazol-3-yl)-amino]-3-isopropyl-4-oxo-3,4-dihydro-phthalazine-6-carboxylic acid (10mg, 0.019mmol) (Intermediate of Example M-1) was dissolved in DCM (1ml). To this was added K₂CO₃ (3.1mg, 0.028mmol) followed by methyl iodide (3.3mg, 0.028mmol) and the reaction mixture was stirred at RT for 30 min. After this time the reaction mixture was partitioned between EtOAc (10ml) and water (10ml). The organic layer was separated, dried (MgSO₄), filtered and concentrated under vacuum.

The resulting residue was dissolved in a 20% TFA/DCM solution (2ml) and the reaction mixture was stirred for 48 hours. After this time, the reaction mixture was concentrated and the resulting residue was triturated with diethyl ether to give the title compound as a white solid. ¹H-NMR: (400 MHz, D₆-DMSO), 12.16 (1H, br s), 9.39 (1H, s), 8.66 (1H, s), 8.51 (1H, d), 8.21 (1H, d), 6.36 (1H, s), 5.28-5.22 (1H, m), 3.75 (3H, s), 2.26 (3H, s), 1.33 (6H, d) MS (ESI⁺) = (M+H)⁺ 357.12.

Example M-9: 7-Hydroxymethyl-2-isopropyl-4-(5-methyl-1*H*-pyrazol-3-ylamino)-2*H*-phthalazin-1-one

Bromo-7-hydroxymethyl-2-isopropyl-2*H*-phthalazin-1-one (2.0g, 6.73mmol) was dissolved in DCM (15ml). To this was added, TEA (1.4ml, 10.09mmol) and DMAP (5mg). The mixture was stirred at RT for 5 min, after which time a solution of tert-butyldimethylsilyl chloride (TBSCl) (1.22g, 8.07mmol) in DCM (5 ml) was added dropwise and the reaction mixture was stirred at RT for 24 hours. The reaction mixture was partitioned between DCM (100ml) and water (50 ml), the organic layer was separated, dried (MgSO₄), filtered and concentrated under vacuum. The resulting residue was purified by flash column chromatography to give 4-Bromo-7-(tert-butyl-dimethyl-silanyloxymethyl)-2-isopropyl-2*H*-phthalazin-1-one (2.54g, 92% yield) as a white solid. MS (ESI⁺) = (M+H)⁺ 412 & 414

This material was then used in the Buchwald reaction as described in Method A and the residue was dissolved in a 1:1 THF/DCM solution (6 ml). TBAF on silica (0.35g, 0.35 mmol) was added and the mixture was stirred at RT for 24 hours. After this time the reaction mixture was filtered and the silica washed with DCM (20ml). The solvent was removed under vacuum to give the corresponding 7-Hydroxymethyl-2-isopropyl-4-(5-methyl-1*H*-pyrazol-3-ylamino)-2*H*-phthalazin-1-one (Example M-9). ¹H-NMR: (400 MHz, D₆-DMSO), 9.12 (1H, s), 8.40 (1H, d), 8.26 (1 H, s), 7.79 (1H, d), 6.37 (1H, s), 5.51 (1H, t), 5.30-5.21 (1H, m), 4.69 (2H, d), 2.24 (3H, s), 1.32 (6H, d) MS (ESI⁺) = (M+H)⁺ 314.16.

Using the experimental conditions reported above (Method M, Example M-9) and the appropriate starting materials, the following derivatives were prepared:

Example No.	Systematic name	¹ H-NMR	MS (ESI ⁺ , M+H)
M-10	6-Hydroxymethyl-2-isopropyl-4-(5-methyl-1 <i>H</i> -pyrazol-3-yl-	(400 MHz, D ₆ -DMSO), 9.44 (1H, br s), 8.32 (1H, s), 8.26 (1 H, d), 7.82 (1H, d), 6.38 (1H, s), 5.29-5.19 (1H, m),	314.24

	amino)-2H-phthalazin-1-one	4.71 (2H, s), 2.28 (3H, s), 1.33 (6H, d)	
--	----------------------------	--	--

Method N:

Example N-1: 3-Isopropyl-1-(5-methyl-1*H*-pyrazol-3-ylamino)-4-oxo-3,4-dihydro-phthalazine-6-carboxylic acid amide

5 Bromo-3-isopropyl-4-oxo-3,4-dihydro-phthalazine-6-carbonitrile: Concentrated HCl (0.82ml) was added slowly to a suspension of 7-amino-2-isopropyl-4-bromo-2H-phthalazin-1-one (1.0g, 3.55mmol) in water (4ml). The reaction mixture was cooled to 0°C and a solution of NaNO₂ (0.3g, 4.30mmol) in water (1ml) was added dropwise. The mixture was cooled to -20°C, toluene (4ml) was added, and the mixture was neutralised with saturated
10 NaHCO₃ (5ml).

At the same time, a solution of KCN (1.5g, 23.4mmol) in water (3ml) was added dropwise to a suspension of Cu(I)Cl in water (4ml), the mixture was cooled to 0°C and stirred for 1 hour. After this time, EtOAc (8ml) was added, followed portionwise by the diazonium species prepared above and the mixture was stirred for a further hour before being cooled
15 and filtered through celite. The filtrate was washed with water (5 ml), saturated NaHCO₃ (5ml) and brine (5ml). The organic layer was dried (MgSO₄), filtered and concentrated under vacuum. The resulting residue was purified by flash column chromatography (elution: 80% heptane, 20% EtOAc) to give the title compound (0.077g, 8% yield) as an orange solid. MS (ESI⁺) = (M+H)⁺ 292 & 294.

20 This material was then used in the Buchwald reaction as described in Method A to give the corresponding 3-Isopropyl-1-(5-methyl-1*H*-pyrazol-3-ylamino)-4-oxo-3,4-dihydro-phthalazine-6-carboxylic acid amide (example N-1).

Example N-1: 3-Isopropyl-1-(5-methyl-1*H*-pyrazol-3-ylamino)-4-oxo-3,4-dihydro-phthalazine-6-carboxylic acid amide

25 ¹H-NMR: (400 MHz, D₆-DMSO), 11.79 (1H, s), 9.12 (1H, s), 8.63 (1 H, s), 8.37 (1H, d), 8.22 (1H, s), 8.16 (1H, d), 7.52 (1H, s), 6.20 (1H, s), 5.21-4.95 (1H, m), 2.10 (3H, s), 1.18 (6H, d); MS (ESI⁺) = (M+H)⁺ 327.30.

Method O

Example O-1: 2-(2-Methoxyethyl)-4-(5-methyl-2*H*-pyrazol-3-ylamino)-2*H*-phthalazin-1-
30 one

4-Bromo-2-(2-methoxyethyl)-4-bromo-2H-phthalazin-1-one: 4-Bromo-2H-phthalazin-1-one (see Method E, 2.25g, 10mmol) was dissolved in DMF (30ml). To this was added NaH (60%, 0.27g, 11mmol) as a DMF suspension (10ml). The mixture was stirred at 5°C for 30 min then 1-bromo-2methoxyethane (1.67g, 12mmol) was added in one portion as a solution in DMF (10ml). The reaction mixture was stirred for 24 hours at RT, before it was poured into H₂O (200 ml). Extraction with EtOAc, subsequent drying of the combined organic phases over Na₂SO₄, filtration of the solid and stirring of the collected precipitate in diethyl ether:heptane (1:1) gave the title compound (2.4g, 85% yield) as a white solid. ¹H-NMR: (400 MHz, D₆-DMSO) 8.30 (1H, d), 8.03-8.30 (1H, m), 7.94-7.99 (2H, m), 4.30 (2H, t), 3.71 (2H, t), 3.25 (3H, s).

4-(2-tert-Butyl-5-methyl-2H-pyrazol-3-ylamino)-2-(2-methoxy-ethyl)-2H-phthalazin-1-one (Typical Procedure for Buchwald Reaction): 4-Bromo-2-(2-methoxyethyl)-4-bromo-2H-phthalazin-1-one (0.57g, 2.0mmol), 1-(tert-butyl)-3-methyl-1H-pyrazol-5-ylamine (0.46g, 3.0mmol), Cs₂CO₃ (0.98mg, 3.0mmol), tris(dibenzylideneacetone)-dipalladium (0) (0.092g, 0.1mmol) and 4,5-bis(diphenylphosphino)-9,9-dimethylxanthene (0.17mg, 0.3mmol) were dissolved in degassed dioxane (10ml). The reaction mixture was heated with stirring to 130°C for 8 hours and then cooled to RT. H₂O (100ml) was added and the precipitated solid was filtered and washed with EtOAc and H₂O. The raw product was purified over silica gel (EtOAc:heptane 0%-60% EtOAc) to give the title compound (0.46g, 65% yield). ¹H-NMR: (400 MHz, D₆-DMSO) 8.22-8.31 (3H, m), 7.95 (1H, t), 7.86 (1H, t), 5.91 (1H, s), 4.05 (1H, t), 3.55 (1H, t), 3.17 (3H, s), 2.14 (3H, s), 1.54 (9H, s); MS (ESI⁺) = 356.3 (M+H)⁺.

2-(2-Methoxyethyl)-4-(5-methyl-2H-pyrazol-3-ylamino)-2H-phthalazin-1-one (Typical procedure for the deprotection of tert-butyl protected pyrazoles): 4-(2-tert-Butyl-5-methyl-2H-pyrazol-3-ylamino)-2-(2-methoxy-ethyl)-2H-phthalazin-1-one (0.36g, 1.0 mmol) was dissolved in formic acid (20ml) and heated at reflux for 4 h. The resulting raw product was dissolved in H₂O and DCM, after evaporation of formic acid. Addition of NaHCO₃ resulted in precipitation of a solid, which was collected by filtration. Subsequent washing with H₂O, DCM and diethyl ether and drying in vacuum at 40°C yielded the desired product 2-(2-Methoxyethyl)-4-(5-methyl-2H-pyrazol-3-ylamino)-2H-phthalazin-1-one (example O-1) (0.28g, 94%). ¹H-NMR: (400 MHz, D₆-DMSO) 9.21 (1H, s), 8.43 (1H, d), 8.29 (1H, d), 8.14 (1H, s), 7.84-7.94 (2H, m), 6.28 (1H, s), 4.23 (2H, t), 3.74 (2H, t), 3.33 (3H, s), 2.23 (3H, s); MS (ESI⁺) = 300.3 (M+H)⁺

Using the experimental conditions reported above (Method O) and the appropriate starting materials, the following derivatives were prepared:

Example No.	Systematic name	¹ H-NMR	MS (API+, M+H ⁺)
O-2	2-(2-Methoxy-1-methyl-ethyl)-4-(5-methyl-2H-pyrazol-3-ylamino)-2H-phthalazin-1-one	(400 MHz, D ₆ -DMSO) 11.96 (1H, s), 9.18 (1H, s), 8.43 (1H, d), 8.29 (1H, d), 7.83-7.91 (2H, m), 6.27 (1H, s), 5.35 (1H, m), 3.76 (1H, t), 3.48 (1H, m), 3.23 (3H, s), 2.25 (3H, s), 1.26 (3H, d)	314.1

Example O-3: *cis*-2-(4-*tert*-Butyl-cyclohexyl)-4-(5-methyl-2H-pyrazol-3-ylamino)-2H-phthalazin-1-one

cis-4-Bromo-2-(4-*tert*-butyl-cyclohexyl)-2H-phthalazin-1-one: 450 mg 4-Bromo-2H-phthalazin-1-one (see Method E), 469 mg *trans*-4-*tert*-butylcyclohexanol and 787 mg triphenylphosphine were dissolved in 50 ml toluene. At 5°C, 1.306 g diethyl azodicarboxylate were added dropwise in 30 min. Stirring was continued for 24 hrs at RT. 50 ml water and 50 ml EtOAc were added and the organic phase separated and washed with water and sodium chloride solution. After drying and evaporating, the residue was chromatographed on silica eluting with a gradient of heptane to heptane /EtOAc 1:1. Yield 435 mg of the title product.

The 4-bromo-phthalazinone obtained above was coupled with 1-(*tert*-butyl)-3-methyl-1H-pyrazol-5-ylamine and subsequently deprotected by formic acid treatment as described for O-1, to give *cis*-2-(4-*tert*-Butyl-cyclohexyl)-4-(5-methyl-2H-pyrazol-3-ylamino)-2H-phthalazin-1-one (example O-3). MS (ESI, M-H) 378.2.

Method P

Example P-1: 2-(4-Isopropyl-phenyl)-4-(5-methyl-2H-pyrazol-3-ylamino)-2H-phthalazin-1-one

4-Hydroxy-2-(4-isopropylphenyl)-2H-phthalazin-1-one: 4-Isopropyl phenyl hydrazine hydrochloride (2.77g, 14.6mmol) was added in one portion to a stirred mixture of phthalic anhydride (2.0g, 13mmol) in HOAc (25ml) at RT. The reaction mixture was heated to 125°C for 2 hours, and then allowed to cool to RT. The resultant suspension was poured into H₂O (100ml), NaHCO₃ solution (1M) was added and the resulting solid was removed by filtration. The mother liquor was acidified with conc. HCl. The resulting solid was collected by filtration and dried in vacuum to give the title compound (1.62g, 45% yield) as

a white solid. $^1\text{H-NMR}$: (400 MHz, $\text{D}_6\text{-DMSO}$) 11.80 (1H, s), 8.30 (1H, d), 7.92-8.01 (3H, m), 7.92 (2H, d), 7.35 (2H, d), 2.96 (1H, m), 1.25 (6H, d); MS (ESI^+) = 345.12 ($\text{M}+\text{H}^+$).

4-Bromo-2-(4-isopropylphenyl)-2H-phthalazin-1-one: 4-Hydroxy-2-(4-isopropylphenyl)-2H-phthalazin-1-one (0.10 g, 0.36mmol), phosphorus oxybromide (0.41g, 1.4mmol) and
 5 2,6-di-*tert*-butyl-4-methylphenol (0.02 g, 0.09mmol) were stirred at 150°C for 30 min. H_2O (100ml) was added after cooling to RT. Extraction with DCM, drying of the combined organic phases over Na_2SO_4 and evaporation of the solvent yielded the desired compound (0.05g, 41%) which was used without any further characterization.

This material was then used in the Buchwald reaction with 1-(*tert*-butyl)-3-methyl-1H-
 10 pyrazol-5-ylamine followed by acid catalyzed deprotection of the *tert*-butyl group as described in Method O to give the corresponding 2-(4-Isopropyl-phenyl)-4-(5-methyl-2H-pyrazol-3-ylamino)-2H-phthalazin-1-one (example P-1).

2-(4-Isopropyl-phenyl)-4-(5-methyl-2H-pyrazol-3-ylamino)-2H-phthalazin-1-one: Yield (0.004g, 21%); $^1\text{H-NMR}$: (400 MHz, $\text{CDCl}_3/\text{MeOD}$), 8.50 (1H, d), 8.22 (1H, d), 7.97 (1H, t), 7.91 (1H, t), 7.63 (2H, d), 7.38 (2H, d), 6.25 (1H, s), 3.01 (1H, m), 2.26 (3H, s), 1.28 (6H, d).

Using the experimental conditions reported above (Method P) and the appropriate starting materials, the following derivatives were prepared:

Example No.	Systematic Name	$^1\text{H-NMR}$	MS (API^+ , $\text{M}+\text{H}^+$)
P-2	2-(4- <i>sec</i> -Butyl-phenyl)-4-(5-methyl-2H-pyrazol-3-ylamino)-2H-phthalazin-1-one	(400 MHz, $\text{D}_6\text{-DMSO}$) 9.29 (1H, s), 8.50 (1H, d), 8.36 (1H, d), 7.89-7.98 (2H, m), 7.64 (2H, d), 7.32 (2H, d), 6.22 (1H, s), 2.67 (1H, m), 2.19 (3H, s), 1.62 (2H, m), 1.24 (3H, d), 0.84 (3H, t)	374.13

20 Method Q – Suzuki coupling with 2-(iodophenyl)-phthalazinones

Example Q-1: 2-Biphenyl-4-yl-4-(5-methyl-1H-pyrazol-3-ylamino)-2H-phthalazin-1-one

4-Hydroxy-2-(4-iodophenyl)-2H-phthalazin-1-one: 4-Iodo phenyl hydrazine (8.97g, 36.4mmol) was added in one portion to a stirred mixture of phthalic anhydride (5.0g, 33mmol) in HOAc (40ml) at RT. The reaction mixture was heated to 125°C for 2 hours,

and then allowed to cool to RT. The suspension was poured into H₂O (100ml) and the resulting solid was removed by filtration. The mother liquor was acidified with conc. HCl. The resulting solid was collected by filtration and dried in vacuum to give the title compound (1.0g, 8% yield) as a white solid. ¹H-NMR: (400 MHz, D₆-DMSO) 11.91 (1H, br. s), 8.30 (1H, d), 7.91-8.03 (3H, m), 7.83 (2H, d), 7.51 (2H, d); MS (ESI⁺) = 365.0 (M+H)⁺.

2-Biphenyl-4-yl-4-hydroxy-2H-phthalazin-1-one: 4-Hydroxy-2-(4-iodophenyl)-2H-phthalazin-1-one (0.1g, 0.3mmol), phenyl boronic acid (0.04g, 3mmol), palladium black (0.02g, 0.2mmol) and KF (0.1g, 18mmol) were dissolved in MeOH (2ml) and heated at reflux for 7 h. Removal of supernatant palladium by filtration, extraction with H₂O and subsequent filtration of the precipitated solid yielded the desired title compound (0.07g, 78% yield) as a white solid. ¹H-NMR: (400 MHz, D₆-DMSO) 11.88 (1H, s), 8.33 (1H, d), 7.89-8.03 (3H, m), 7.78-7.86 (6H, m), 7.50 (2H, t), 7.39 (1H, t), ; MS (ESI⁺) = 315.3 (M+H)⁺.

This material was then brominated with neat phosphorus oxybromide as described in Method R and subsequently used in the Buchwald reaction as described in Method A to give the corresponding 2-Biphenyl-4-yl-4-(5-methyl-1H-pyrazol-3-ylamino)-2H-phthalazin-1-one (example Q-1).

2-Biphenyl-4-yl-4-(5-methyl-1H-pyrazol-3-ylamino)-2H-phthalazin-1-one: Yield (0.03g, 29%); ¹H-NMR: (400 MHz, D₆-DMSO), 9.36 (1H, s), 8.58 (1H, d), 8.45 (1H, d), 7.95 (3H, m), 7.87-7.92 (6H, m), 7.56 (2H, t), 7.46 (1H, t) 6.35 (1H, s), 2.26 (3H, s); MS (ESI⁺) = 394.6 (M+H)⁺.

Example Q-2: 2-(2'-Methyl-biphenyl-4-yl)-4-(5-methyl-1H-pyrazol-3-ylamino)-2H-phthalazin-1-one

4-(1-tert-Butyl-5-methyl-1H-pyrazol-3-ylamino)-2-(2'-methyl-biphenyl-4-yl)-2H-phthalazin-1-one: 4-Bromo-2-(2'-methyl-biphenyl-4-yl)-2H-phthalazin-1-one (prepared from the appropriate starting materials in analogy to Method Q-1) was coupled with 1-tert-butyl-5-methyl-1H-pyrazol-3-ylamine in a Buchwald reaction as described in Method O to give the title compound (0.049g, 31% yield). ¹H-NMR: (400 MHz, D₆-DMSO) 8.44 (1H, s), 8.40 (1H, d), 8.33 (1H, d), 8.05 (1H, t), 7.97 (1H, t), 7.62 (2H, d), 7.40 (2H, d), 7.30 (2H, d), 7.24 (2H, d), 6.00 (1H, s), 2.28 (3H, s), 2.12 (3H, s), 1.57 (9H, s); MS (ESI⁺) = 464.36 (M+H)⁺.

2-(2'-Methyl-biphenyl-4-yl)-4-(5-methyl-1H-pyrazol-3-ylamino)-2H-phthalazin-1-one: 4-(1-tert-Butyl-5-methyl-1H-pyrazol-3-ylamino)-2-(2'-methyl-biphenyl-4-yl)-2H-phthalazin-1-one was deprotected with formic acid as described in Method O to give the title com-

pound (0.036g, 83% yield). ¹H-NMR: (400 MHz, D₆-DMSO) 9.29 (1H, s), 8.52 (1H, d), 8.40 (1H, d), 8.17 (1H, s), 7.97 (1H, t), 7.93 (1H, t), 7.82 (2H, d), 7.48 (2H, d), 7.30 (4H, m), 6.29 (1H, s), 2.33 (3H, s), 2.20 (3H, s); MS (ESI⁺) = 408.16 (M+H)⁺.

Method R – bromination in neat POBr₃

- 5 Example R-1: 4-(5-Methyl-1*H*-pyrazol-3-ylamino)-2-(3-trifluoromethyl-phenyl)-2*H*-phthalazin-1-one

4-Hydroxy-2-(3-trifluoromethylphenyl)-2*H*-phthalazin-1-one: 4-Hydroxy-2-(3-trifluoromethylphenyl)-2*H*-phthalazin-1-one was prepared from 3-trifluoromethyl phenyl hydrazine as described in method B. ¹H-NMR: (400 MHz, D₆-DMSO) 11.95 (1H, s), 8.31 (1H, d), 7.91-8.10 (5H, m), 7.74 (2H, d); MS (ESI⁺) = 307.14 (M+H)⁺.

4-Bromo-2-(3-trifluoromethylphenyl)-2*H*-phthalazin-1-one: 4-Hydroxy-2-(3-trifluoromethylphenyl)-2*H*-phthalazin-1-one (0.50g, 1.6mmol) and phosphorus oxybromide (1.9g, 6.5mmol) were stirred at 150°C for 2 h. H₂O (100ml) was added after cooling to RT. The precipitated solid was collected by filtration and washed with H₂O. Drying of the solid in vacuum gave the title compound (0.4 g, 66% yield). ¹H-NMR: (400 MHz, D₆-DMSO) 8.39 (1H, d), 7.95-8.12 (5H, m), 7.79-7.99 (2H, m); MS (ESI⁺) = 370.98 (M+H)⁺.

This material was then used in the Buchwald reaction as described in Method A to give the corresponding 4-(5-Methyl-1*H*-pyrazol-3-ylamino)-2-(3-trifluoromethyl-phenyl)-2*H*-phthalazin-1-one (example R-1).

- 20 4-(5-Methyl-1*H*-pyrazol-3-ylamino)-2-(3-trifluoromethyl-phenyl)-2*H*-phthalazin-1-one: Yield (0.078g, 19%); ¹H-NMR: (400 MHz, D₆-DMSO) 11.95 (1H, s), 9.38 (1H, s), 8.53 (1H, d), 8.41 (1H, d), 8.20 (2H, s), 7.98 (2H, t), 7.94 (2H, t), 7.69-7.74 (2H, m), 6.27 (1H, s), 2.19 (3H, s).

25 Using the experimental conditions reported above (Method R and Buchwald reaction as in method A) and the appropriate starting materials, the following derivatives were prepared:

Example No.	Systematic name	¹ H-NMR	MS (API+, M+H ⁺)
R-2	4-(5-Methyl-1 <i>H</i> -pyrazol-3-ylamino)-2-(4-phenoxyphenyl)-2 <i>H</i> -	(400 MHz, D ₆ -DMSO) 11.95 (1H, s), 9.26 (1H, s), 8.50 (1H, d), 7.98 (1H, d), 7.88-7.99 (2H, m), 7.73 (2H, d), 7.44 (2H, t), 7.19 (1H, t), 7.11 (4H,	410.17

	phthalazin-1-one	d), 6.24 (1H, s), 2.19 (3H, s)	
R-3	4-(5-Methyl-1 <i>H</i> -pyrazol-3-ylamino)-2-naphthalen-2-yl-2 <i>H</i> -phthalazin-1-one	(400 MHz, D ₆ -DMSO) 11.96 (1H, s), 9.33 (1H, s), 8.55 (1H, d), 8.41 (1H, d), 8.30 (1H, s), 7.87-8.05 (6H, m), 7.58 (2H, m), 6.31 (1H, s), 2.17 (3H, s)	368.3
R-4	2-(2-Chloro-phenyl)-4-(5-methyl-1 <i>H</i> -pyrazol-3-ylamino)-2 <i>H</i> -phthalazin-1-one	(400 MHz, D ₆ -DMSO) 11.98 (1H, s), 9.27 (1H, s), 8.51 (1H, d), 8.33 (1H, d), 7.99 (1H, t), 7.91 (1H, t), 7.61-7.68 (2H, m), 7.50-7.53 (2H, m), 6.06 (1H, s), 2.13 (3H, s)	352.3

Method S

Example S-1: N-Methyl-4-[4-(5-methyl-1*H*-pyrazol-3-ylamino)-1-oxo-1*H*-phthalazin-2-yl]-benzamide

- 5 4-(4-Bromo-1-oxo-1*H*-phthalazin-2-yl)benzoic acid: The title compound was obtained from the appropriate starting materials using the experimental conditions reported above (Method R). Yield (0.65g, 33%); ¹H-NMR: (400 MHz, D₆-DMSO) 13.10 (1H, s), 8.39 (1H, d), 8.01-8.12 (5H, m), 7.80 (2H, d); MS (ESI⁺) = 345.13 (M+H)⁺.

- 10 4-(4-Bromo-1-oxo-1*H*-phthalazin-2-yl)-N-methyl-benzamide: 4-(4-Bromo-1-oxo-1*H*-phthalazin-2-yl)benzoic acid (0.15g, 0.43mmol) and 1,1'-carbonyldiimidazol (0.10g, 0.65mmol) were dissolved in DMF (10ml) at RT. Methyl amine (0.33ml of a 2M solution in THF, 0.65mmol) were added and stirring was continued for 4 h. Evaporation of the solvent under reduced pressure, dilution with DCM, extraction with a saturated aqueous NaHCO₃ solution and evaporation of the solvent in vacuum gave the title compound
- 15 (0.12g, 77% yield) ¹H-NMR: (400 MHz, D₆-DMSO) 8.55 (1H, d), 8.38 (1H, d), 8.10 (1H, t), 8.03 (2H, d), 8.02 (2H, d), 7.73 (2H, d), 2.82 (3H, d).

This material was then used in the Buchwald reaction as described in Method A to give the corresponding N-Methyl-4-[4-(5-methyl-1*H*-pyrazol-3-ylamino)-1-oxo-1*H*-phthalazin-2-yl]-benzamide (example S-1).

- 20 N-Methyl-4-[4-(5-methyl-1*H*-pyrazol-3-ylamino)-1-oxo-1*H*-phthalazin-2-yl]-benzamide: Yield (0.005g, 10%); ¹H-NMR: (400 MHz, D₆-DMSO) 11.95 (1H, s), 9.33 (1H, s), 8.52 (2H, d), 8.50 (1H, d), 7.84-8.03 (6H, m), 6.27 (1H, s), 2.74 (3H, s), 2.20 (3H, s).

Method T

Example T-1: N-{4-[4-(5-Methyl-1*H*-pyrazol-3-ylamino)-1-oxo-1*H*-phthalazin-2-yl]-phenyl}-acetamide

2-(4-Amino-phenyl)-4-(5-methyl-1*H*-pyrazol-3-ylamino)-2*H*-phthalazin-1-one (C-2, 5 0.050g, 0.15mmol) was dissolved in pyridine (1ml) at 0°C. Acetylchloride (0.024ml, 0.33mmol) was added and stirring was continued for 30 min at 0°C before the mixture was allowed to warm to RT. The solvent was evaporated after 2 h stirring at RT. The residue was diluted in MeOH (1ml) and treated with conc. NH₃ (1ml). The title compound was obtained after stirring at RT for 24 h and evaporation of the solvents in vacuum (0.016g, 10 29%). ¹H-NMR: (400 MHz, D₆-DMSO) 11.93 (1H, s), 10.08 (1H, s), 9.26 (1H, s), 8.49 (1H, d), 8.36 (1H, d), 7.88-7.98 (2H, m), 7.61-7.69 (4H, m), 6.24 (1H, s), 2.19 (3H, s), 2.08 (3H, s); MS (API⁺) = 375 (M+H)⁺.

Using the experimental conditions reported above and the appropriate starting materials , the following derivatives were prepared:

Example No.	Systematic name	¹ H-NMR	MS (API ⁺ , M+H ⁺)
T-2	2-Methoxy-N-{4-[4-(5-methyl-1 <i>H</i> -pyrazol-3-ylamino)-1-oxo-1 <i>H</i> -phthalazin-2-yl]-phenyl}-acetamide	(400 MHz, D ₆ -DMSO) 11.93 (1H, s), 9.90 (1H, s), 9.26 (1H, s), 8.50 (1H, d), 8.36 (1H, d), 7.88-7.98 (2H, m), 7.77 (2H, d), 7.64 (2H, d), 6.24 (1H, s), 4.04 (2H, s), 3.41 (3H, s), 2.19 (3H, s)	405.35
T-3	2,2-Dimethyl-N-{4-[4-(5-methyl-1 <i>H</i> -pyrazol-3-ylamino)-1-oxo-1 <i>H</i> -phthalazin-2-yl]-phenyl}-propionamide	(400 MHz, D ₆ -DMSO) 9.33 (1H, s), 9.27 (1H, s), 8.55 (1H, d), 8.36 (1H, d), 7.87-8.01 (2H, m), 7.75 (2H, d), 7.63 (2H, d), 6.28 (1H, s), 2.21 (3H, s), 1.26 (9H, s)	417.4
T-4	N-{4-[4-(5-Methyl-1 <i>H</i> -pyrazol-3-ylamino)-1-oxo-1 <i>H</i> -phthalazin-2-yl]-phenyl}-benzamide	(400 MHz, D ₆ -DMSO) 10.40 (1H, d), 9.28 (1H, s), 8.53 (1H, d), 8.37 (1H, t), 7.30-8.10 (12H, m), 6.27 (1H, s), 2.21 (3H, s)	437.55
T-5	N-{4-[4-(5-Methyl-1 <i>H</i> -pyrazol-3-ylamino)-1-	(400 MHz, D ₆ -DMSO) 9.85 (1H, d), 9.25 (1H, s), 8.50 (1H, d), 8.36	411.19

	oxo-1 <i>H</i> -phthalazin-2-yl]-phenyl}-methane-sulfonamide	(1H, d), 7.92-7.99 (2H, m), 7.68 (2H, d), 7.31 (2H, d), 6.23 (1H, s), 3.07 (3H, s), 2.19 (3H, s)	
--	--	--	--

Method U

Example U-1: 4-(5-Methyl-1*H*-pyrazol-3-ylamino)-2-(4-phenylamino-phenyl)-2*H*-phthalazin-1-one

- 5 2-(4-Chloro-phenyl)-4-(5-methyl-1*H*-pyrazol-3-ylamino)-2*H*-phthalazin-1-one (B-1, 0.10 g, 0.28mmol), aniline (0.034g, 0.37mmol), NaOtBu (0.041g, 0.43mmol), tris-(dibenzylideneacetone)-dipalladium (0.026g, 0.028mmol) and 2-(di-*t*-butylphosphino)-biphenyl (0.017g, 0.057mmol) under argon were heated to 100°C for 17 hours, and then allowed to cool to RT. The solvent was evaporated in vacuum, the residue was diluted in H₂O (50ml)
- 10 and the resulting solid was collected by filtration. Purification of the raw product by chromatography over silica gel with DCM:MeOH (20:1) gave the title compound (0.002g, 2% yield) as a white solid (example U-1). ¹H-NMR: (400 MHz, D₆-DMSO) 12.0 (1H, s), 9.23 (1H, s), 8.49 (1H, d), 8.33-8.37 (2H, m), 7.88-7.97 (2H, m), 7.54 (2H, d), 7.28 (2H, t), 7.15 (4H, m), 6.86 (1H, t), 6.25 (1H, s), 2.19 (3H, s); MS (API⁺) = 409.0 (M+H)⁺.
- 15 Using the experimental conditions reported above (Method U) and the appropriate starting materials, the following derivatives were prepared:

Example No.	Systematic name	¹ H-NMR	MS (API ⁺ , M+H ⁺)
U-2	4-(5-Methyl-1 <i>H</i> -pyrazol-3-ylamino)-2-(4-morpholin-4-yl-phenyl)-2 <i>H</i> -phthalazin-1-one	(400 MHz, D ₆ -DMSO) 9.21 (1H, s), 8.49 (1H, d), 8.35 (1H, d), 7.82-7.96 (2H, m), 7.55 (2H, d), 7.04 (2H, d), 6.26 (1H, s), 3.77 (4H, t), 3.18 (4H, t), 2.19 (3H, s)	403.54
U-3	4-(5-Methyl-1 <i>H</i> -pyrazol-3-ylamino)-2-(4-pyrrolidin-1-yl-phenyl)-2 <i>H</i> -phthalazin-1-one	(400 MHz, D ₆ -DMSO) 9.21 (1H, s), 8.47 (1H, d), 8.33 (1H, d), 7.82-7.99 (2H, m), 7.45 (2H, d), 6.61 (2H, d), 6.21 (1H, s), 3.28 (4H, s), 2.17 (3H, s), 1.98 (4H, s)	387.54

Method V

Example V-1: 4-(5-Methyl-2H-pyrazol-3-ylamino)-2-(4-piperidin-1-yl-phenyl)-2H-phthalazin-1-one

4-(2-tert-Butyl-5-methyl-2H-pyrazol-3-ylamino)-2-(4-chloro-phenyl)-2H-phthalazin-1-one: 200 mg 4-Bromo-2-(4-chloro-phenyl)-2H-phthalazin-1-one (prepared as described in Method R), 91 mg 1-tert.-butyl-3-methyl-1H-pyrazol-5-ylamine, 310 mg cesium carbonate, 21 mg 4,5-bis(diphenylphosphino)-9,9-dimethylxanthene and 16.4 mg tris-(dibenzylideneacetone)-dipalladium in 2 ml dry dioxane were stirred under nitrogen at 100°C for 18 hrs. The solvent was removed under vacuum and the residue stirred with 50 ml water. The crude product was isolated by filtration, washed with water and purified by chromatography on silica, eluting sequentially with heptane, DCM and finally DCM / MeOH 60:1. Yield 180 mg (74%) of the title product.

4-(2-tert-Butyl-5-methyl-2H-pyrazol-3-ylamino)-2-(4-piperidin-1-yl-phenyl)-2H-phthalazin-1-one: 4-(2-tert-Butyl-5-methyl-2H-pyrazol-3-ylamino)-2-(4-chlorophenyl)-2H-phthalazin-1-one (0.10g, 0.25mmol), piperidine (0.025g, 0.29mmol), NaOtBu (0.033g, 0.34mmol), tris-(dibenzylideneacetone)-dipalladium (0.06g, 0.008mmol) and 2-(di-tert-butylphosphino)-biphenyl (0.004g, 0.014mmol) under argon were heated to 100°C for 19 hours, and then allowed to cool to RT. The solvent was evaporated in vacuum, the residue was diluted in H₂O (30ml) and the resulting solid was collected by filtration. Purification of the raw product by preparative HPLC gave the title compound (0.014g, 13% yield). ¹H-NMR: (400 MHz, D₆-DMSO) 8.35 (1H, d), superimposed by 8.34 (1H, s), 8.29 (1H, d), 8.01 (1H, t), 7.92 (1H, t), 7.31 (2H, d), 6.92 (2H, d), 5.94 (1H, s), 3.16 (4H, m), 1.61 (4H, m), 1.55 (9H, s), superimposes 1.54 (2H, m); MS (ESI⁺) = 457.16 (M+H)⁺.

4-(5-Methyl-2H-pyrazol-3-ylamino)-2-(4-piperidin-1-yl-phenyl)-2H-phthalazin-1-one: 4-(2-tert-Butyl-5-methyl-2H-pyrazol-3-ylamino)-2-(4-piperidin-1-yl-phenyl)-2H-phthalazin-1-one (0.012g, 0.026mmol) was dissolved in formic acid (1ml) and heated at 95°C for 4 h. The resulting raw product was dissolved in DCM, after evaporation of formic acid. Extraction with a saturated aqueous NaHCO₃ solution, combining of the organic phases, evaporation of the solvent in vacuum and purification by chromatography over silica gel with DCM:MeOH (20:1) yielded the title compound (0.006g, 57%). ¹H-NMR: (400 MHz, D₆-DMSO) 11.81 (1H, s), 9.21 (1H, s), 8.48 (1H, d), 8.35 (1H, d), 7.87-7.96 (2H, m), 7.50 (2H, d), 7.01 (2H, d), 6.25 (1H, s), 3.21 (4H, m), 2.19 (3H, s), 1.64 (4H, m), 1.60 (2H, m); MS (ESI⁺) = 401.29 (M+H)⁺.

Method W – Buchwald coupling with Boc-protected aminopyrazole

Example W-1: 2-(2-Chloro-4-trifluoromethyl-phenyl)-4-(5-methyl-1*H*-pyrazol-3-yl-amino)-2*H*-phthalazin-1-one

2-(2-Chloro-4-trifluoromethyl-phenyl)-2,3-dihydro-phthalazine-1,4-dione: 1.74 g 2-(2-Chloro-4-trifluoromethyl-phenylamino)-isoindole-1,3-dione (prepared from 2-chloro-4-trifluoromethyl-phenylhydrazine analogously to method A) in 80 ml dry EtOH were treated with 347 mg sodium ethoxide and the mixture was stirred at 85 C for 2 hrs. After cooling, the mixture was evaporated and dissolved in water. Precipitate was filtered off and washed several times with water. The combined filtrates was acidified by addition of conc. HCl whereupon the product precipitated. It was isolated by filtration and purified by chromatography on silica eluting with a gradient from heptane / EtOAc (50:50) to pure EtOAc. Yield 250 mg (14%)

3-Amino-5-methyl-pyrazole-1-carboxylic acid *tert*-butyl ester: NaH (95%, 0.57g, 22.7mmol) was added slowly to a 0°C solution of 3-amino-5-methylpyrazole (2.0g, 20.6mmol) in THF (40ml). Boc₂O (4.94g, 22.7mmol) was added after 30 min and the mixture was allowed to warm to RT. After stirring for 2 h at RT, the mixture was poured into a saturated aqueous solution of NaHCO₃. The aqueous phase was extracted with CHCl₃. The combined organic phases were dried over Na₂SO₄. Removal of the solvent in vacuum gave a crude mixture of the title compound and its 2-carboxylic acid *tert*-butyl ester isomer, which were separated by chromatography on silica in EtOAc / heptane 2:1. Yield 2.4g, 59%. ¹H-NMR: (400 MHz, D₆-DMSO) 5.60 (1H, s), 5.27 (2H, s), 2.34 (3H, s), 1.51 (9H, s); MS (ESI⁺) = 198.26 (M+H)⁺.

Typical procedure for the Buchwald reaction with *tert*-butoxycarbonyl protected pyrazole:

2-(2-Chloro-4-trifluoromethyl-phenyl)-4-(5-methyl-1*H*-pyrazol-3-ylamino)-2*H*-phthalazin-1-one: 4-Bromo-2-(2-chloro-4-trifluoromethyl-phenyl)-2*H*-phthalazin-1-one (obtained from the above phthalazine-1,4-dione by bromination with POBr₃ in analogy to Method R, as reported above) (0.15g, 0.37mmol), 3-amino-5-methyl-pyrazole-1-carboxylic acid *tert*-butyl ester (0.080g, 0.41mmol), Cs₂CO₃ (0.033g, 0.34mmol), tris-(dibenzylideneacetone)-dipalladium (0.017g, 0.019mmol) and 4,5-bis(diphenylphosphino)-9,9-dimethylxanthene (0.022g, 0.037mmol) in 2 ml dry dioxane under nitrogen were heated to 100°C for 18 hours, and then allowed to cool to RT. H₂O was added and the solvent was evaporated in vacuum. The resulting solid was collected by filtration. Purification of the raw product by preparative HPLC gave the title compound (0.069g, 44% yield). ¹H-NMR:

(400 MHz, D₆-DMSO) 11.92 (1H, s), 9.34 (1H, s), 8.54 (1H, d), 8.35 (1H, d), 8.14 (1H, s), 8.01 (1H, t), 7.92 (3H, m), 6.06 (1H, s), 2.14 (3H, s); MS (ESI⁺) = 420.23 (M+H)⁺.

Analogously, 4-Bromo-2-(4-trifluoromethoxy-phenyl)-2H-phthalazin-1-one, 4-Bromo-2-(4-nitrophenyl)-2H-phthalazin-1-one and 4-Bromo-2-(4-cyclohexyl-phenyl)-2H-phthalazin-1-one (obtained from the corresponding phenyl hydrazines following method R) were coupled with 3-amino-5-methyl-pyrazole-1-carboxylic acid *tert*-butyl ester to give:

Example No.	Systematic name	¹ H-NMR	MS (API+, M+H ⁺)
W-2	4-(5-Methyl-1H-pyrazol-3-ylamino)-2-(4-trifluoromethoxy-phenyl)-2H-phthalazin-1-one	(400 MHz, D ₆ -DMSO) 11.97 (1H, s), 9.30 (1H, s), 8.53 (1H, d), 8.38 (1H, d), 8.01-7.88 (m) and 7.90 (d, together 4H), 7.51 (2H, d), 6.25 (1H, s), 2.20 (3H, s).	402.21
W-3	4-(5-Methyl-1H-pyrazol-3-ylamino)-2-(4-nitro-phenyl)-2H-phthalazin-1-one	(400 MHz, D ₆ -DMSO), 12.05 (1H, s) 9.42 (1H, s), 8.54 (1H, d), 8.36-8.42 (3H, m), 8.15-8.17 (2H, m), 7.91-8.02 (2H, m), 6.30 (1H, s), 2.23 (3H, s)	363.3
W-4	2-(4-Cyclohexyl-phenyl)-4-(5-methyl-1H-pyrazol-3-ylamino)-2H-phthalazin-1-one	(400 MHz, D ₆ -DMSO), 9.22 (1H, s), 8.50 (1H, d), 8.35 (1H, d), 8.03-7.84 (2H, m), 7.62 (2H, d), 7.35 (2H, d), 6.24 (1H, s), 2.59 (1H, m), 2.19 (3H, s), 1.90-1.78 (4H, m), 1.78-1.61 (1H, m), 1.55-1.20 (5H, m).	400.20

Method X – Buchwald coupling with aminopyrazole and 4,5-bis(diphenylphosphino)-9,9-dimethylxanthene (Xanthphos)

10 Example X-1: 4-(5-Methyl-1H-pyrazol-3-ylamino)-2-pyridin-4-yl-2H-phthalazin-1-one

4-Bromo-2-pyridin-4-yl-2H-phthalazin-1-one (obtained from the appropriate starting materials in analogy to Method R, as reported above) (0.20g, 0.66mmol), 3-amino-5-methyl-pyrazole (0.093g, 0.93mmol), Cs₂CO₃ (0.30g, 0.93mmol), tris-(dibenzylideneacetone)-dipalladium (0.030g, 0.033mmol) and 4,5-bis(diphenylphosphino)-9,9-dimethylxanthene (Xanthphos) (0.039g, 0.066mmol) under nitrogen were heated to 100°C for 20 hours, and then allowed to cool to RT. H₂O was added and the solvent was evaporated in vacuum. The

resulting solid was collected by filtration. Purification of the raw product by chromatography over silica gel gave the title compound (0.015g, 7% yield). ¹H-NMR: (400 MHz, D₆-DMSO) 12.0 (1H, s), 9.38 (1H, s), 8.67 (2H, d), 8.53 (1H, d), 8.40 (1H, d), 7.91-8.02 (4H, m), 6.31 (1H, s), 2.24 (3H, s); MS (ESI⁺) = 319.2 (M+H)⁺.

5 Example X-2: 2-(3-*tert*-Butyl-phenyl)-4-(5-methyl-1*H*-pyrazol-3-ylamino)-2*H*-phthalazin-1-one

4-Bromo-2-(3-*tert*-butylphenyl)-2*H*-phthalazin-1-one (obtained from the appropriate starting materials in analogy to Method R, as reported above) (0.10g, 0.28mmol), 3-amino-5-methyl-pyrazole (0.038g, 0.39mmol), Cs₂CO₃ (0.13g, 0.39mmol), tris-(dibenzylidene-
10 acetone)-dipalladium (0.013g, 0.014mmol) and 4,5-bis(diphenylphosphino)-9,9-dimethyl-xanthene (0.016g, 0.028mmol) under nitrogen were heated to 100°C for 10 hours, and then allowed to cool to RT. H₂O was added and the solvent was evaporated in vacuum. The resulting solid was collected by filtration. Purification of the raw product by chromatography over silica gel gave the title compound (0.020g, 19% yield). ¹H-NMR: (400 MHz, D₆-
15 DMSO) 9.32 (1H, s), 8.50 (1H, d), 8.38 (1H, d), 7.95 (1H, t), 7.90 (1H, t), 7.78 (1H, s), 7.63 (1H, d), 7.37-7.40 (2H, m), 6.38 (1H, s), 2.18 (3H, s), 1.22 (9H, s); MS (ESI⁺) = 374.27 (M+H)⁺.

Analogously to the examples described above, 4-Bromo-2-(4-*tert*-butyl-phenyl)-2*H*-phthalazin-1-one (obtained as in method R) was coupled with the appropriate amino-
20 pyrazoles to give:

Example No.	Systematic name	¹ H-NMR	MS (API+, M+H ⁺)
X-3	2-(4- <i>tert</i> -butyl-phenyl)-4-(5-cyclopropyl-1 <i>H</i> -pyrazol-3-ylamino)-2 <i>H</i> -phthalazin-1-one	(400 MHz, D ₆ -DMSO) 11.95 (1H, s), 9.23 (1H, s), 8.50 (1H, d), 8.37 (1H, d), 8.03-7.88 (2H, m), 7.66 (2H, d), 7.50 (2H, d), 6.21 (1H, s), 1.88 (1H, m), 1.35 (9H, s), 0.91 (2H, m), 0.64 (2H, m).	400.21
X-4	2-(4- <i>tert</i> -Butyl-phenyl)-4-(1 <i>H</i> -pyrazol-3-ylamino)-2 <i>H</i> -phthalazin-1-one	(400 MHz, D ₆ -DMSO), 12.29 (1H, s), 9.39 (1H, s), 8.54 (1H, d), 8.38 (1H, d), 7.96 (1H, m), 7.91 (1H, m), 7.64 (3H, m), 7.51 (2H, d), 6.53 (1H, s), 1.35 (9H, s).	360.19

Method Y

Example Y-1: *N*-Ethyl-*N*-{4-[4-(5-methyl-1*H*-pyrazol-3-ylamino)-1-oxo-1*H*-phthalazin-2-yl]-phenyl}-acetamide

2-(4-Amino-phenyl)-4-bromo-2*H*-phthalazin-1-one: 4-Bromo-2-(4-nitro-phenyl)-2*H*-phthalazin-1-one (see Method B) (1.0g, 2.9mmol) and PtO₂ (0.13g, 0.58mmol) were dissolved in EtOAc (40ml) at RT. The mixture was hydrogenated at ambient pressure for 2 h, before the catalyst was filtered off to yield title compound (0.61g, 67% yield). ¹H-NMR: (400 MHz, D₆-DMSO) 8.34 (1H, d), 8.07 (1H, t), 7.99 (2H, t), 7.18 (2H, d), 6.63 (2H, d), 5.35 (2H, s); MS (ESI⁺) = 318.42 (M+H)⁺.

10 *N*-[4-(4-Bromo-1-oxo-1*H*-phthalazin-2-yl)-phenyl]acetamide: Acetyl chloride (0.15g, 1.90mmol) was added at RT to a stirred solution of 2-(4-amino-phenyl)-4-bromo-2*H*-phthalazin-1-one (0.30g, 0.95mmol) in pyridine (3ml). Stirring was continued for 12 h before the solvent was evaporated in vacuum. The resulting raw product was dissolved in H₂O and the title compound was collected by filtration (0.22g, 65% yield). ¹H-NMR: (400
15 MHz, D₆-DMSO) 10.16 (1H, s), 8.37 (1H, d), 8.08 (1H, t), 8.00-8.03 (2H, m), 7.72 (2H, d), 7.52 (2H, d), 2.05 (3H, s); MS (ESI⁺) = 358.15 (M+H)⁺.

N-[4-(4-Bromo-1-oxo-1*H*-phthalazin-2-yl)-phenyl]-*N*-ethyl-acetamide: NaH (95%, 0.005g, 0.21mmol) was added slowly at RT to a solution of *N*-[4-(4-Bromo-1-oxo-1*H*-phthalazin-2-yl)-phenyl]acetamide (0.070g, 0.20mmol) in DMF (2ml). Stirring was
20 continued for 1 h before ethyl iodide (0.046g, 0.29mmol) was added. Stirring was continued for 12 h before the solvent was evaporated in vacuum. The resulting raw product was purified by chromatography over silica gel with heptane:EtOAc (3:1 up to 1:1) to give the title compound (0.010g, 14% yield). MS (ESI⁺) = 388.22 (M+H)⁺.

N-Ethyl-*N*-{4-[4-(5-methyl-1*H*-pyrazol-3-ylamino)-1-oxo-1*H*-phthalazin-2-yl]-phenyl}-acetamide: *N*-[4-(4-Bromo-1-oxo-1*H*-phthalazin-2-yl)-phenyl]-*N*-ethyl-acetamide (0.10g, 0.027 mmol), 3-amino-5-methyl-pyrazole-1-carboxylic acid *tert*-butyl ester (0.006g, 0.03mmol), Cs₂CO₃ (0.01g, 0.03mmol), tris-(dibenzylideneacetone)-dipalladium (0.001g, 0.001mmol) and 4,5-bis(diphenylphosphino)-9,9-dimethylxanthene (0.002g, 0.003mmol) under nitrogen were heated to 100°C for 18 hours, and then allowed to cool to RT. H₂O
30 was added and the solvent was evaporated in vacuum. Purification via chromatography gave the title compound (0.003g, 23% yield). ¹H-NMR: (400 MHz, D₆-DMSO) 9.28 (1H, s), 8.51 (1H, d), 8.38 (1H, d), 7.99 (1H, t), 7.91 (1H, t), 7.87 (2H, d), 7.41 (2H, d), 6.25 (1H, s), 3.69 (2H, q), 2.20 (3H, s), 1.81 (3H, s), 1.07 (3H, t); MS (ESI⁺) = 403.34 (M+H)⁺.

Analogous to example Y-1, 2-(4-amino-phenyl)-4-bromo-2*H*-phthalazin-1-one was acylated with appropriate chloroformates to yield the corresponding carbamates. These were used directly for coupling with Boc-protected amino-pyrazole under Buchwald conditions as described for Y-1, or were first alkylated and then used for the Buchwald coupling, as described for Y-1. Thus, the following analogs were obtained:

Example No.	Systematic name	¹ H-NMR	MS (API+, M+H ⁺)
Y-2	{4-[4-(5-Methyl-1 <i>H</i> -pyrazol-3-ylamino)-1-oxo-1 <i>H</i> -phthalazin-2-yl]-phenyl}-carbamic acid ethyl ester	(400 MHz, D ₆ -DMSO) 9.76 (1H, s), 9.25 (1H, s), 8.49 (1H, d), 8.36 (1H, d), 7.97 (1H, t), 7.89 (1H, t), 7.58 (4H, dd), 6.23 (1H, s), 4.16 (2H, q), 2.19 (3H, s), 1.27 (3H, t).	405.36
Y-3	methyl- {4-[4-(5-methyl-1 <i>H</i> -pyrazol-3-yl-amino)-1-oxo-1 <i>H</i> -phthalazin-2-yl]-phenyl}-carbamic acid ethyl ester	(400 MHz, D ₆ -DMSO) 11.95 (1H, s), 9.22 (1H, s), 8.50 (1H, d), 8.34 (1H, d), 7.98-7.91 (2H, m), 7.73 (2H, d), 7.43 (2H, d), 6.23 (1H, s), 4.12 (2H, q), 2.20 (3H, s), 1.21 (3H, t).	419.30
Y-4	Methyl- {4-[4-(5-methyl-1 <i>H</i> -pyrazol-3-yl-amino)-1-oxo-1 <i>H</i> -phthalazin-2-yl]-phenyl}-carbamic acid isopropyl ester	(400 MHz, D ₆ -DMSO) 9.27 (1H, s), 8.52 (1H, d), 8.37 (1H, d), 7.98-7.90 (2H, m), 7.71 (2H, d), 7.42 (2H, d), 6.28 (1H, s), 4.86 (1H, m), 2.20 (3H, s), 1.21 (6H, d).	433.33
Y-5	{4-[4-(5-Methyl-1 <i>H</i> -pyrazol-3-ylamino)-1-oxo-1 <i>H</i> -phthalazin-2-yl]-phenyl}-carbamic acid isopropyl ester	(400 MHz, D ₆ -DMSO) 11.92 (1H, br s), 9.70 (1H, s), 9.26 (1H, s), 8.49 (1H, d), 8.35 (1H, d), 8.01-7.85 (2H, m), 7.59 (4H, dd), 6.23 (1H, s), 4.93 (1H, hep), 2.18 (3H, s), 1.28 (6H, d).	419.26

Method Z:

According to an analogous procedure described under Method ZB, using the appropriate starting material, the following examples can be prepared.

Example No.	Systematic name	¹ H-NMR	MS (API+, M+H ⁺)
Z-1	6-Amino-4-(5-methyl-1H-pyrazol-3-ylamino)-2-phenyl-2H-phthalazin-1-one		

Method ZA – sulfanyl substituted 2-phenylphthalazinones from 2-(iodophenyl)phthalazinones

5 Example ZA-1: 2-[4-(2-Methyl-propane-2-sulfonyl)-phenyl]-4-(5-methyl-1H-pyrazol-3-ylamino)-2H-phthalazin-1-one

2-(4-tert-Butylsulfanyl-phenyl)-2,3-dihydro-phthalazine-1,4-dione: 4-Hydroxy-2-(4-iodo-phenyl)-2H-phthalazin-1-one (see Method Q) (0.30g, 0.8mmol), sodium 2-methyl-propane-2-thiolate (0.094g, 0.8mmol), CuI (0.011g, 0.06mmol) and ethylene glycol (0.10g, 1.6mmol) were dissolved in N-methyl-pyrrolidinone (NMP) (0.5ml) under argon and
 10 heated to 150°C. Stirring at this temperature was continued for 4 d before the mixture was allowed to warm to RT. H₂O (50ml) was added and the precipitated solid was collected by filtration. The title compound was obtained after purification of the raw product by chromatography over silica gel with DCM (0.21g, 78%). ¹H-NMR: (400 MHz, D₆-DMSO) 12.35 (1H, s), 8.73 (1H, d), 8.33-8.41 (3H, m), 8.14 (2H, d), 8.01 (2H, d), 1.70 (9H, s); MS
 15 (ESI⁺) = 327.14 (M+H)⁺.

2-[4-(2-Methyl-propane-2-sulfonyl)-phenyl]-2,3-dihydro-phthalazine-1,4-dione: 2-(4-tert-Butylsulfanyl-phenyl)-2,3-dihydro-phthalazine-1,4-dione (0.20g, 0.61mmol) and MCPBA (0.28g, 1.2mmol) were stirred at RT in DCM (3ml) for 4 h. The title compound was obtained after evaporation of the solvent in vacuum and subsequent purification of the
 20 raw product by chromatography over silica gel with heptane:DCM (1:1 until 0:1) (0.21g, 98%). ¹H-NMR: (400 MHz, D₆-DMSO) 13.30 (1H, s), 8.34 (1H, d), 7.85-8.12 (3H, m), 7.72 (2H, d), 7.55 (2H, t), 1.28 (9H, s); MS (ESI⁺) = 359.16 (M+H)⁺.

4-Bromo-2-[4-(2-methyl-propane-2-sulfonyl)-phenyl]-2H-phthalazin-1-one: 2-[4-(2-methyl-propane-2-sulfonyl)-phenyl]-2,3-dihydro-phthalazine-1,4-dione (0.20g, 0.56
 25 mmol) and phosphorus oxybromide (0.48g, 1.7mmol) were stirred at 150°C for 1 h. H₂O (50 ml) was added after cooling to RT. Extraction with DCM, drying of the combined organic phases over Na₂SO₄, evaporation of the solvent and purification of the raw product by preparative HPLC yielded the desired compound (0.06g, 18%). ¹H-NMR: (400 MHz,

D₆-DMSO) 8.41 (1H, d), 8.07 (1H, d), 8.03-8.10 (4H, m), 7.80 (2H, d), 1.30 (9H, s); MS (API⁺) = 423.0 (M+H)⁺.

This material was then used in the Buchwald reaction as described in Method A to give the corresponding 2-[4-(2-Methyl-propane-2-sulfonyl)-phenyl]-4-(5-methyl-1*H*-pyrazol-3-ylamino)-2*H*-phthalazin-1-one (example ZA-1).

2-[4-(2-Methyl-propane-2-sulfonyl)-phenyl]-4-(5-methyl-1*H*-pyrazol-3-ylamino)-2*H*-phthalazin-1-one: Yield (0.003g, 8%); ¹H-NMR: (400 MHz, D₆-DMSO) 9.40 (1H, s), 8.52 (1H, d), 8.39 (1H, d), 8.13 (2H, d), 7.99 (1H, t), 7.92 (2H, d), superimposes 7.91 (1H, t), 6.29 (1H, s), 1.30 (9H, s); MS (API⁺) = 438.3 (M+H)⁺.

10 Example ZA-2:2-(4-Benzenesulfinyl-phenyl)-4-(5-methyl-1*H*-pyrazol-3-ylamino)-2*H*-phthalazin-1-one

2-(4-Phenylsulfanyl-phenyl)-2,3-dihydro-phthalazine-1,4-dione: 4-Hydroxy-2-(4-iodo-phenyl)-2*H*-phthalazin-1-one (see Method Q) (0.20g, 0.55mmol), thiophenol (0.061g, 0.55mmol), CuI (0.006g, 0.03mmol) and ethylene glycol (0.070g, 1.1mmol) were dissolved in N-methyl-pyrrolidinone (NMP) (1ml) under argon and heated to 90°C. Stirring at this temperature was continued for 26 h before the mixture was allowed to warm to RT. H₂O (50ml) was added and the resulting solution was extracted with DCM. The title compound was obtained after purification of the raw product by chromatography over silica gel with DCM (0.10g, 54%). ¹H-NMR: (400 MHz, D₆-DMSO) 11.91 (1H, s), 8.30 (1H, s), 7.91-8.06 (3H, m), 7.69 (2H, d), 7.34-7.45 (7H, m); MS (ESI⁺) = 347.26 (M+H)⁺.

4-Bromo-2-(4-phenylsulfanyl-phenyl)-2*H*-phthalazin-1-one: 2-(4-Phenylsulfanyl-phenyl)-2,3-dihydro-phthalazine-1,4-dione (0.10g, 0.29mmol) and phosphorus oxybromide (0.33g, 12mmol) were stirred at 150°C for 40 min. H₂O (50 ml) was added after cooling to RT. Extraction with DCM, drying of the combined organic phases over Na₂SO₄, evaporation of the solvent and purification of the raw product by chromatography over silica gel with heptane:DCM (2:1 to 0:1) gave the desired compound (0.10g, 86%). ¹H-NMR: (400 MHz, D₆-DMSO) 8.36 (1H, d), 8.11 (1H, d), 8.00 (2H, m), 7.65 (2H, d), 7.44 (7H, m); MS (ESI⁺) = 411.2 (M+H)⁺.

2-(4-Benzensulfinyl-phenyl)-4-bromo-2*H*-phthalazin-1-one: 4-Bromo-2-(4-phenylsulfanyl-phenyl)-2*H*-phthalazin-1-one (0.095g, 0.23mmol) and MCPBA (0.052g, 0.23mmol) were stirred at RT in DCM (1ml) for 1 h. The title compound was obtained after evaporation of the solvent in vacuum and subsequent purification of the raw product by chromatography over silica gel with heptane:DCM (1:1 until 0:1) (0.031g, 31% yield). ¹H-NMR:

(400 MHz, CDCl₃) 8.49 (1H, d), 7.80-7.99 (5H, m), 7.76 (2H, d), 7.69 (2H, d), 7.48 (3H, m); MS (ESI⁺) = 427.22 (M+H)⁺.

This material was then used in the Buchwald reaction as described in Method A to give the corresponding 2-(4-Benzenesulfinyl-phenyl)-4-(5-methyl-1*H*-pyrazol-3-ylamino)-2*H*-
5 phthalazin-1-one (example ZA-2).

2-(4-Benzenesulfinyl-phenyl)-4-(5-methyl-1*H*-pyrazol-3-ylamino)-2*H*-phthalazin-1-one:
Yield (0.003g, 9%); ¹H-NMR: (400 MHz, D₆-DMSO) 9.31 (1H, s), 8.50 (1H, d), 8.36 (1H, d), 7.89-8.00 (4H, m), 7.83 (2H, d), 7.80 (2H, d), 7.54 (3H, m), 6.22 (1H, s), 2.20 (3H, s); MS (ESI⁺) = 440.33 (M-H)⁺.

10 Method ZB: 6- and 7-substituted 2-phenyl-4-pyrazolylamino-phthalazinones

Example ZB-1: N-[3-(4-tert-Butyl-phenyl)-1-(5-methyl-2*H*-pyrazol-3-ylamino)-4-oxo-3,4-dihydro-phthalazin-6-yl]-formamide

4-Bromo-2-(4-tert-butyl-phenyl)-6-nitro-2*H*-phthalazin-1-one and 4-bromo-2-(4-tert-butyl-phenyl)-7-nitro-2*H*-phthalazin-1-one and 4,6-dibromo-2-(4-tert-butyl-phenyl)-2*H*-
15 phthalazin-1-one: 4-Nitrophthalic anhydride and 4-tert.-butylphenylhydrazine were reacted analogously to method B and gave a 1:1 mixture of 2-(4-tert-butyl-phenyl)-6-nitro-2,3-dihydro-phthalazine-1,4-dione and 2-(4-tert-Butyl-phenyl)-7-nitro-2,3-dihydro-phthalazine-1,4-dione. To 1.60 g of this mixture were added 6.47 g phosphorus oxybromide and it was heated to 150 C with stirring. After 1 hr HPLC indicated complete con-
20 version, and the mixture was cooled to RT, diluted with 100 ml water and stirred for 15 min. The crude product was isolated by filtration and purified by chromatography on silica, eluting first with heptane and subsequently with heptane / EtOAc 1:1. The first eluting material was 4,6-dibromo-2-(4-tert-butyl-phenyl)-2*H*-phthalazin-1-one (121 mg), the second a 1:1 mixture of 4-bromo-2-(4-tert-butyl-phenyl)-6-nitro-2*H*-phthalazin-1-
25 one and 4-Bromo-2-(4-tert-butyl-phenyl)-7-nitro-2*H*-phthalazin-1-one (720 mg).

6-Nitro-4-(2-tert-butyl-5-methyl-2*H*-pyrazol-3-ylamino)-2-(4-tert-butyl-phenyl)-2*H*-
phthalazin-1-one and 7-Nitro-4-(2-tert-butyl-5-methyl-2*H*-pyrazol-3-ylamino)-2-(4-tert-
butyl-phenyl)-2*H*-phthalazin-1-one: 4.56 g of a 1:1 mixture of 4-Bromo-2-(4-tert-butyl-
phenyl)-6-nitro-2*H*-phthalazin-1-one and 4-Bromo-2-(4-tert-butyl-phenyl)-7-nitro-2*H*-
30 phthalazin-1-one in 45 ml dry dioxane were reacted with 2.605 g 1-(tert. butyl)-3-methyl-1*H*-pyrazole-5-ylamine, 5.526 g cesium carbonate, 311 mg tris-(dibenzylideneacetone)-dipalladium and 393 mg 4,5-bis(diphenylphosphino)-9,9-dimethylxanthene under nitrogen at 80 C. After 2 hrs HPLC indicated complete conversion and the mixture was

cooled to RT, diluted with 150 ml DCM and washed twice with diluted HCl. The organic phase was dried and evaporated and the residue chromatographed on silica eluting first heptane and subsequently with heptane / EtOAc 8:2. The first eluting product was the 6-nitro isomer (1.82 g), the second eluting product was the 7-nitro isomer (2.05 g).

- 5 7-Amino-4-(2-tert-butyl-5-methyl-2H-pyrazol-3-ylamino)-2-(4-tert-butyl-phenyl)-2H-phthalazin-1-one: 2.00 g of 7-Nitro-4-(2-tert-butyl-5-methyl-2H-pyrazol-3-ylamino)-2-(4-tert-butyl-phenyl)-2H-phthalazin-1-one were hydrogenated over palladium on charcoal in MeOH / THF 1:1 at RT. After completion of the reaction the catalyst was filtered off and the filtrate evaporated. The residue was dissolved in 50 ml DCM and extracted three times
10 with a 3:1 mixture of water / conc. HCl. The combined aqueous phases were brought to pH 8 by addition of sodium bicarbonate and extracted with DCM. Removal of the solvent yielded 1.25 g of the title product.

- N-[3-(4-tert-Butyl-phenyl)-1-(5-methyl-2H-pyrazol-3-ylamino)-4-oxo-3,4-dihydro-phthalazin-6-yl]-formamide: 15 mg of the above tert.-butyl protected pyrazole were heated
15 in 1 ml formic acid to 90°C for 6 hrs. Excess formic acid was removed under vacuum and the residue dissolved in DCM and washed with sodium bicarbonate solution. Evaporation of the DCM yielded 12 mg of the title product. ¹H-NMR: (400 MHz, D₆-DMSO) 12.00 (1H, s), 10.77 (1H, s), 9.17 (1H, s), 8.61 (1H, s), 8.50 (2H, m), 8.10 (1H, m), 7.63 (2H, d), 7.51 (2H, d), 6.22 (1H, s), 2.19 (3H, s), 1.35 (9H, s); MS (ESI⁺) = 417.25 (M+H)⁺.

- 20 Example ZB-2: 7-Amino-2-(4-tert-butyl-phenyl)-4-(5-methyl-2H-pyrazol-3-ylamino)-2H-phthalazin-1-one

- 9 mg of N-[3-(4-tert-Butyl-phenyl)-1-(5-methyl-2H-pyrazol-3-ylamino)-4-oxo-3,4-dihydro-phthalazin-6-yl]-formamide (ZB-1) in a mixture of 0,5 ml MeOH and 0,5 ml conc. HCl were stirred at 50°C for 2 hrs. The mixture was evaporated under vacuum and the
25 residue dissolved in DCM. The DCM solution was washed with sodium bicarbonate solution and evaporated to yield 4 mg of the title product. ¹H-NMR: (400 MHz, D₆-DMSO) 11.8 (1H, br s), 8.81 (1H, s), 8.02 (1H, d), 7.52 (2H, d), 7.40 (2H, d), 7.34 (1H, d), 6.99 (1H, dd), 6.10 (br s, 2H), 2.10 (3H, s), 1.27 (9H, s); MS (ESI⁺) = 389.21 (M+H)⁺.

- Example ZB-3: 2-(4-tert-Butyl-phenyl)-4-(5-methyl-2H-pyrazol-3-ylamino)-7-nitro-2H-phthalazin-1-one
30

15 mg 7-Nitro-4-(2-tert-butyl-5-methyl-2H-pyrazol-3-ylamino)-2-(4-tert-butyl-phenyl)-2H-phthalazin-1-one (preparation see ZB-1) were deprotected by heating in formic acid as described for ZA-1. Evaporation of excess formic acid and chromatography of the residue

on silica, eluting with DCM and then with DCM / MeOH 20:1 gave 7 mg of the title product. ¹H-NMR: (400 MHz, D₆-DMSO) 11.9 (1H, br s), 9.53 (1H, br s), 8.98 (1H, s), 8.80 (1H, d), 8.71 (1H, d), 7.65 (2H, d), 7.54 (2H, d), 6.25 (1H, s), 2.20 (3H, s), 1.35 (9H, s); MS (ESI⁺) = 418.31 (M+H)⁺.

5 Example ZB-4: 2-(4-tert-Butyl-phenyl)-4-(5-methyl-2H-pyrazol-3-ylamino)-6-nitro-2H-phthalazin-1-one

12 mg 6-Nitro-4-(2-tert-butyl-5-methyl-2H-pyrazol-3-ylamino)-2-(4-tert-butyl-phenyl)-2H-phthalazin-1-one (preparation see ZB-1) were deprotected by heating in formic acid as described for ZB-1. Evaporation of excess formic acid and chromatography of the residue
10 on silica, eluting with DCM and then with DCM / MeOH 20:1 gave 5 mg of the title product. ¹H-NMR: (400 MHz, D₆-DMSO) 11.9 (1H, br s), 9.78 (1H, s), 9.52 (1H, s), 8.65-8.56 (2H, m), 7.65 (2H, d), 7.53 (2H, d), 6.26 (1H, s), 2.20 (3H, s), 1.35 (9H, s); MS (ESI⁺) = 418.32 (M+H)⁺.

15 Example ZB-5: 6-Amino-2-(4-tert-butyl-phenyl)-4-(5-methyl-2H-pyrazol-3-ylamino)-2H-phthalazin-1-one

6-Amino-4-(2-tert-butyl-5-methyl-2H-pyrazol-3-ylamino)-2-(4-tert-butyl-phenyl)-2H-phthalazin-1-one: 1.80 g 6-Nitro-4-(2-tert-butyl-5-methyl-2H-pyrazol-3-ylamino)-2-(4-tert-butyl-phenyl)-2H-phthalazin-1-one (preparation see ZB-1) were hydrogenated as described for the 7-nitro isomer under ZB-1, to give 1.11 g of the 6-aminophthalazinone.
20 6-Amino-2-(4-tert-butyl-phenyl)-4-(5-methyl-2H-pyrazol-3-ylamino)-2H-phthalazin-1-one: 30 mg 6-amino-4-(2-tert-butyl-5-methyl-2H-pyrazol-3-ylamino)-2-(4-tert-butyl-phenyl)-2H-phthalazin-1-one were dissolved in 0.5 ml MeOH. 2 ml conc. HCl were added and the mixture was heated to 80°C for 7 hrs. The mixture was evaporated under vacuum, the residue dissolved in DCM and washed with sodium bicarbonate solution. Removal of
25 the DCM yielded 12 mg of the title product. ¹H-NMR: (400 MHz, D₆-DMSO) 11.75 (1H, br s), 8.75 (1H, br s), 8.00 (1H, d), 7.59 (2H, d), 7.46 (2H, d), 7.27 (1H, s), 7.05 (1H, d), 6.16 (br s, 2H), 2.17 (3H, s), 1.33 (9H, s); MS (ESI⁺) = 389.22 (M+H)⁺.

Example ZB-6: 6-Bromo-2-(4-tert-butyl-phenyl)-4-(5-methyl-2H-pyrazol-3-ylamino)-2H-phthalazin-1-one

30 6-Bromo-4-(2-tert-butyl-5-methyl-2H-pyrazol-3-ylamino)-2-(4-tert-butyl-phenyl)-2H-phthalazin-1-one: 11 mg 4,6-Dibromo-2-(4-tert-butyl-phenyl)-2H-phthalazin-1-one (preparation see ZA-1) were reacted with 39.0 mg 1-tert.-butyl-3-methyl-1H-pyrazol-5-

ylamine, 132 mg cesium carbonate, 7.0 mg tris-(dibenzylideneacetone)-dipalladium and 8.8 mg 4,5-bis(diphenylphosphino)-9,9-dimethylxanthene were stirred under argon at 100°C for 20 hrs until HPLC indicated complete conversion. The solvent was removed under vacuum, the residue was taken up in DCM and washed dilute HCl. Removal of the DCM and chromatography on silica in first heptane and then heptan / EtOAc 8:2 yielded 25 mg of the title product.

6-Bromo-2-(4-tert-butyl-phenyl)-4-(5-methyl-2H-pyrazol-3-ylamino)-2H-phthalazin-1-one: 15 mg of 6-Bromo-4-(2-tert-butyl-5-methyl-2H-pyrazol-3-ylamino)-2-(4-tert-butyl-phenyl)-2H-phthalazin-1-one were heated in formic acid for 5 hrs at 90 °C, then evaporated and chromatographed on silica (DCM, then DCM / MeOH 40:1). Yield 10 mg. ¹H-NMR: (400 MHz, D₆-DMSO) 9.33 (1H, br s), 8.86 (1H, br s), 8.26 (1H, d), 8.80 (1H, d) 7.62 (2H, d), 7.51 (2H, d), 6.26 (1H, s), 2.20 (3H, s), 1.35 (9H, s); MS (ESI⁺) = 452.35 (M+H)⁺.

Method ZC

15 Example ZC-1: 2-(4-tert-Butyl-2-chloro-phenyl)-4-(5-methyl-1H-pyrazol-3-ylamino)-2H-phthalazin-1-one

4-Bromo-2-(4-tert-butyl-2-chloro-phenyl)-2H-phthalazin-1-one: 54 mg 4-Bromo-2-(4-tert-butyl-phenyl)-2H-phthalazin-1-one (prepared following method R) were dissolved in 5 ml MeOH. At RT chlorine gas was bubbled through the solution for 2 min. Chlorine addition was stopped and the mixture was stirred for 3 days. 29 mg of the title product were isolated by filtration of the resulting suspension. From the filtrate another 11 mg were obtained after evaporation and preparative HPLC/MS chromatography.

2-(4-tert-Butyl-2-chloro-phenyl)-4-(5-methyl-1H-pyrazol-3-ylamino)-2H-phthalazin-1-one: 2-(4-tert-Butyl-2-chloro-phenyl)-4-(5-methyl-1H-pyrazol-3-ylamino)-2H-phthalazin-1-one was obtained by Buchwald reaction of 4-Bromo-2-(4-tert-butyl-2-chloro-phenyl)-2H-phthalazin-1-one with 1-tert.-butyl-3-methyl-1H-pyrazol-5-ylamine and subsequent cleavage of the N-tert.-butyl group as described in method O. ¹H-NMR: (400 MHz, CDCl₃/ CD₃OD) 8.53 (1H, d), 8.13 (1H, d), 7.94 (1H, t), 7.88 (1H, t) 7.58 (1H, s), 7.46 (2H, s), 6.17 (1H, s), 2.24 (3H, s), 1.39 (9H, s); MS (ESI⁺) = 408.4 (M+H)⁺.

30 Example ZD-1: 2-Isopropyl-4-(5-methyl-1H-pyrazol-3-ylamino)-7-(2-methylsulfonyl-ethoxy)-2H-phthalazin-1-one

7-Nitro-2,3-dihydro-phthalazine-1,4-dione: Hydrazine hydrate (26.6g, 0.53mol) was added in one portion to a stirred mixture of 4-nitrophthalic anhydride (100g, 0.52mol), in HOAc (1.0L) at RT. The mixture was heated to 120°C for 2 hours and then allowed to cool to RT. The solid was filtered, washed with water (250ml) and dried under vacuum at 50°C
5 for 20 hours to give the nitrophthalazinone (95g, 88% yield). Tr = 0.85 min m/z (ES⁺) (M+H⁺) 208

6-Nitro-4-bromo-2H-phthalazin-1-one and 7-Nitro-4-bromo-2H-phthalazin-1-one: 7-Nitro-2,3-dihydro-phthalazine-1,4-dione (95.0g, 0.46mol) was suspended in DCE (1.0L) and phosphorus pentabromide (789.0g, 1.83mol) was added in three portions and the re-
10 action heated to reflux for 24 hours. The reaction was cooled to RT and poured onto ice (2.5kg) and the resulting precipitate filtered and washed with water to give the crude product (160.0g).

This crude material was suspended in HOAc (1.60L) and heated to 125°C for 2 hours. The reaction was cooled to RT and poured onto ice (1.5kg) and the resulting precipitate
15 filtered. The solid was washed with water and dried to give the title compounds (84g, 68% yield, 1:1 mixture of isomers) as a yellow solid. 7-Nitro: δ_H (400 MHz, DMSO), 13.29 (1H), 8.83 (1H, d), 8.79 (1H, dd), 8.61 (1H, dd), 8.54 (1H, d), 8.46 (1H, d), 8.16 (d) Tr = 1.11 min, m/z (ES⁺) (M+H)⁺ 269 & 271

7-Nitro-2-isopropyl-4-bromo-2H-phthalazin-1-one: A mixture of 6-nitro-4-bromo-2H-phthalazin-1-one and 7-nitro-4-bromo-2H-phthalazin-1-one (84g, 0.31mol) was dissolved in DMF (400ml). To this was added NaH (60%, 7.5g, 0.31mol) as a DMF suspension (200ml). The mixture was stirred at RT for 30 min then 2-bromo-propane (7.7g, 62mmol) was added in one portion as a solution in DMF (250ml). The reaction mixture was stirred for 24 hours whereupon LC-MS showed 40% starting material remaining. To this was
25 added NaH (3.75g, 0.15mol) and the reaction stirred for a further 24 hours. The DMF was removed under vacuum and the resulting crude material purified by successive column chromatography (elution: 92% heptane, 8% EtOAc) to give the title compound (38.8g, 40% yield) as a light yellow solid. δ_H (400 MHz, DMSO), 8.88 (1H, d), 8.87 (1H, dd), 8.16 (1 H, d), 5.19 (1H, m), 1.13 (6H, d).

30 7-Amino-2-isopropyl-4-bromo-2H-phthalazin-1-one: 7-Nitro-2-isopropyl-4-bromo-2H-phthalazin-1-one (4.6g, 0.015mol) was dissolved in a 5:1 mixture of EtOH and water (150 ml). To this solution was added iron powder (2.14g, 0.039mol) and concentrated HCl (1ml), the mixture was heated to 80°C for 3 hours. After this time, the reaction mixture was cooled to RT and filtered through a pad of celite, the celite was washed with EtOH

(100 ml), and the solution was concentrated under vacuum to give the title compound (4.2g, 98% yield) as a white solid. δ_{H} (400 MHz, DMSO), 7.56 (1H, d), 7.28 (1H, s), 7.13 (1H, d), 6.47 (2H, s), 5.24-5.09 (1H, m), 1.23 (6H, d) Tr = 1.34 min m/z (ES⁺) (M+H)⁺ 282, 284

- 5 7-Hydroxy-2-Isopropyl-4-bromo-2H-phthalazin-1-one: Concentrated sulfuric acid (17ml) was added slowly to a solution of 7-amino-2-isopropyl-4-bromo-2H-phthalazin-1-one (4.6g, 0.016mol) in HOAc (50ml). The reaction mixture was cooled to 0°C and a solution of sodium nitrite (1.52g, 0.022mol) in water (10ml) was added dropwise. The reaction mixture was stirred for a further 20 min at 0°C prior to the addition of urea (0.55g, 10 0.009mol) and cold water (50ml). The reaction mixture was then added carefully to a refluxing mixture of sulfuric acid (28ml) in water (115ml) and the reaction was stirred for a further 10 min at reflux before being allowed to cool to RT. Upon standing, an orange precipitate was observed, which was collected by filtration and washed with water to give the title compound (4.22g, 93% yield) as an orange powder. δ_{H} (400 MHz, DMSO), 11.18 15 (1H, br s), 7.93 (1H, d), 7.71 (1H, d), 7.53 (1H, dd), 5.34-5.26 (1H, m), 1.42 (6H, d)

4-Bromo-2-isopropyl-7-(2-methylsulfonyl-ethoxy)-2H-phthalazin-1-one: To a solution of 7-hydroxy-2-isopropyl-4-bromo-2H-phthalazin-1-one (0.8g, 0.0028mol) in DMF (8ml), was added potassium carbonate (2g, 0.014mol). After 5 min, 2-chloroethyl methyl sulfide (0.34g, 0.0028mol) was added and the solution was heated to 100°C for 24 hours. After this 20 time LC-MS indicated the complete consumption of starting material and the mixture was cooled, concentrated under vacuum and purified by flash column chromatography (elution: 70% heptane, 30% EtOAc) to give the title compound (0.3g, 24% yield) as a white solid.

2-Isopropyl-4-(5-methyl-1H-pyrazol-3-ylamino)-7-(2-methylsulfonyl-ethoxy)-2H-phthalazin-1-one (ZD-1): Degassed toluene (6ml) and EtOH (3ml) were added in one 25 portion to a mixture of 4-bromo-2-isopropyl-7-(2-methylsulfonyl-ethoxy)-2H-phthalazin-1-one (0.3g, 0.8mmol), sodium *t*-butoxide (0.112g, 1.2mmol), 3-amino-5-methyl pyrazole (0.107g, 1.2mmol), tris-(dibenzylideneacetone)-dipalladium (0.038g, 0.042mmol) and 2-(di-*t*-butylphosphino)-biphenyl (0.025g, 0.084mmol) under nitrogen. The reaction mixture was heated to 100°C for 20 hours with stirring and then cooled to RT. Diethyl ether 30 (10ml) was added and the precipitated solid was filtered to give the crude product as a grey solid. Flash column chromatography (elution: 95% EtOAc, 5% MeOH) afforded the title compound as a white solid (0.070g, 7% yield).

Example ZD-1: 2-Isopropyl-4-(5-methyl-1*H*-pyrazol-3-ylamino)-7-(2-methylsulfanyl-ethoxy)-2*H*-phthalazin-1-one

δ_{H} (400 MHz, DMSO) 11.95-11.83 (1H, m), 9.10 (1H, s), 8.39 (1H, d), 7.68 (1H, d), 7.46 (1H, dd), 6.33 (1H, s), 5.29-5.20 (1H, m), 4.33 (2H, t), 2.91 (2H, t), 2.24 (3H, s), 2.18 (3H, s), 1.32 (6H, d) Tr = 1.77 min, m/z (ES^+) ($\text{M}+\text{H}$)⁺ 374.26.

Example ZD-2: 2-Isopropyl-7-(2-methoxy-ethoxy)-4-(5-methyl-1*H*-pyrazol-3-ylamino)-2*H*-phthalazin-1-one

δ_{H} (400 MHz, DMSO) 9.18 (1H, s), 8.36 (1H, d), 7.68 (1H, d), 7.47 (1H, dd), 6.34 (1H, s), 5.30-5.18 (1H, m), 4.28 (2H, t), 3.72 (2H, t), 3.33 (3H, s), 2.25 (3H, s), 1.32 (6H, d) Tr = 1.12 min, m/z (ES^+) ($\text{M}+\text{H}$)⁺ 358.39.

Example ZD-3: 3-[3-Isopropyl-1-(5-methyl-1*H*-pyrazol-3-ylamino)-4-oxo-3,4-dihydro-phthalazin-6-yloxy]-propane-1-sulfonic acid dimethylamide

δ_{H} (400 MHz, DMSO) 11.89 (1H, br s), 9.10 (1H, s), 8.39 (1H, d), 7.68 (1H, d), 7.47 (1H, dd), 6.33 (1H, s), 5.29-5.19 (1H, m), 4.27 (2H, t), 3.27-3.21 (2H, m), 2.80 (6H, s), 2.24 (3H, s), 2.21-2.14 (2H, m), 1.31 (6H, d) Tr = 1.23 min, m/z (ES^+) ($\text{M}+\text{H}$)⁺ 449.19.

Example ZD-4: 2-Isopropyl-4-(5-methyl-1*H*-pyrazol-3-ylamino)-7-[3-(morpholine-4-sulfonyl)-propoxy]-2*H*-phthalazin-1-one.

δ_{H} (400 MHz, DMSO) 11.88 (1H, br s), 9.10 (1H, s), 8.39 (1H, d), 7.68 (1H, d), 7.47 (1H, dd), 6.33 (1H, s), 5.30-5.18 (1H, m), 4.27 (2H, t), 3.66-3.62 (4H, m), 3.31-3.25 (2H, m), 2.24 (3H, s), 2.22-2.15 (2H, m), 1.32 (6H, d) Tr = 1.60 min, m/z (ES^+) ($\text{M}+\text{H}$)⁺ 491.22.

Example ZD-5: 7-(2-Dimethylamino-ethoxy)-2-isopropyl-4-(5-methyl-1*H*-pyrazol-3-ylamino)-2*H*-phthalazin-1-one

δ_{H} (400 MHz, DMSO) 8.41 (1H, d), 7.67 (1H, d), 7.45 (1H, dd), 6.32 (1H, s), 5.32-5.16 (1H, m), 4.23 (2H, t), 2.68 (2H, t), 2.23 (9H, s), 1.32 (6H, d) Tr = 1.38 min, m/z (ES^+) ($\text{M}+\text{H}$)⁺ 371.28.

Example ZD-6: 2-Isopropyl-7-(2-methanesulfinyl-ethoxy)-4-(5-methyl-1*H*-pyrazol-3-ylamino)-2*H*-phthalazin-1-one

To a solution of 2-isopropyl-4-(5-methyl-1*H*-pyrazol-3-ylamino)-7-(2-methylsulfanyl-ethoxy)-2*H*-phthalazin-1-one (0.077g, 0.23mmol) in DCM (2ml), was added *m*-chloro-

peroxybenzoic acid (0.040g, 0.23mmol) portion wise. The solution was stirred at RT for 1 hour. After this time LC-MS indicated complete consumption of starting material and the solvent was removed under vacuum. Preparative thin layer chromatography (elution: 50% EtOAc, 50% EtOH) afforded the title compound (0.015g, 14% yield) as a pale yellow solid.

- 5 δ_{H} (400 MHz, DMSO) 11.93 (1H, br s), 9.16 (1H, br s), 8.42 (1H, d), 7.72 (1H, d), 7.50 (1H, dd), 6.33 (1H, s), 5.29-5.20 (1H, m), 4.62-4.55 (1H, m), 4.52-4.43 (1H, m), 3.17-3.09 (2H, m), 2.67 (3H, s), 2.23 (3H, s), 1.32 (6H, d) Tr = 1.02 min, m/z (ES⁺) (M+H)⁺ 390.26.

Example ZD-7: 2-Isopropyl-7-(2-methanesulfonyl-ethoxy)-4-(5-methyl-1H-pyrazol-3-ylamino)-2H-phthalazin-1-one

- 10 To a solution of 2-isopropyl-4-(5-methyl-1H-pyrazol-3-ylamino)-7-(2-methylsulfonyl-ethoxy)-2H-phthalazin-1-one (0.077g, 0.23mmol) in DCM (2ml), was added *m*-chloro-peroxybenzoic acid (0.080g, 0.46mmol) portion wise. The solution was stirred at RT overnight. After this time LC-MS indicated complete consumption of starting material and the solvent was removed *in vacuo*. Preparative thin layer chromatography (elution: 50% EtOAc, 50% EtOH) afforded the title compound (0.010g, 9% yield) as a white solid.
- 15 δ_{H} (400 MHz, DMSO) 11.90 (1H, s), 9.12 (1H, s), 8.42 (1H, d), 7.72 (1H, d), 7.53 (1H, dd), 6.35 (1H, s), 5.31-5.16 (1H, m), 4.54 (2H, t), 3.70 (2H, t), 3.11 (3H, s), 2.24 (3H, s), 1.32 (6H, d) Tr = 1.59 min, m/z (ES⁺) (M+H)⁺ 406.22.

Method ZE:

- 20 Example ZE-1: 2-Isopropyl-7-[methyl-(2-methylsulfonyl-ethyl)-amino]-4-(5-methyl-1H-pyrazol-3-ylamino)-2H-phthalazin-1-one

- (1-Bromo-3-isopropyl-4-oxo-3,4-dihydro-phthalazin-6-yl)-carbamic acid tert-butyl ester:
7-Amino-2-isopropyl-4-bromo-2H-phthalazin-1-one (1.88g, 6.7mmol) was dissolved in DMF (20 ml). To this was added NaH (60%, 0.8g, 20.1mmol) as a suspension in DMF (5 ml). The mixture was stirred at RT for 30 min then Boc₂O (4.36g, 20.1mmol) was added in one portion as a solution in DMF (5ml) and the reaction mixture was heated to 70°C for 3 hours. After this time, the reaction mixture was cooled to RT and water (20ml) was added cautiously, the mixture was extracted with EtOAc (3 x 50ml), the organic layers were combined, dried (MgSO₄), filtered and concentrated under vacuum. The residue was dissolved in a 1:1 mixture of THF / EtOH (10ml) and aqueous NaOH (50% by weight solution, 10ml) was added in one portion, the reaction mixture was stirred vigorously for 30 min. After this time, the mixture was partitioned between water (20ml) and EtOAc (50ml). The organic layer was dried (MgSO₄), filtered and concentrated to give the title compound
- 25
30

(2.2g, 88% yield) as a light brown solid. δ_{H} (400 MHz, DMSO), 8.32 (1H, d), 8.19 (1H, s), 7.88 (1 H, d), 7.41 (1H, s), 5.46-5.31 (1H, m), 1.52 (9H, s), 1.41 (6H, d) Tr = 1.73 min, m/z (ES^+) ($\text{M}+\text{H}$)⁺ 382.22.

4-Bromo-2-isopropyl-7-methylamino-2H-phthalazin-1-one: (1-Bromo-3-isopropyl-4-oxo-3,4-dihydro-phthalazin-6-yl)-carbamic acid tert-butyl ester (2.2g, 5.7mmol) was dissolved in THF (10ml). To this was added NaH (60%, 0.34g, 8.6mmol) as a suspension in THF (5 ml). The mixture was stirred at RT for 30 min then methyl iodide (1.4ml, 23.0 mmol) was added in one portion as a solution in THF (5ml) and the reaction mixture was stirred at RT for 3 hours. After this time, the reaction mixture was cooled to RT and water (20ml) was added cautiously, the mixture was extracted with EtOAc (3 x 50ml), the organic layers were combined, dried (MgSO_4), filtered and concentrated under vacuum.

The residue was dissolved in a 20% TFA/DCM solution (10ml) and the reaction mixture was stirred at RT for 2 hours. After this time, the reaction mixture was concentrated under vacuum to afford a brown oil. Heptane (20ml) was added, and the mixture was concentrated under vacuum. Ether (10ml) was added to the residue and the resulting precipitate was filtered and dried under vacuum to afford the title compound (1.14g, 68% yield) as a light brown solid. Tr = 1.50 min, m/z (ES^+) ($\text{M}+\text{H}$)⁺ 296.16.

4-Bromo-2-isopropyl-7-[methyl-(2-methylsulfanyl-ethyl)-amino]-2H-phthalazin-1-one: 4-Bromo-2-isopropyl-7-methylamino-2H-phthalazin-1-one (0.095g, 0.32mmol) was dissolved in DMF (5ml). To this was added NaH (60%, 0.015g, 0.38mmol) as a suspension in DMF (2ml). The mixture was stirred at RT for 30 min then chloroethyl methyl sulfide (0.042g, 0.38mmol) was added in one portion as a solution in DMF (1ml) and the reaction mixture was heated to 70°C for 24 hours. After this time, the reaction mixture was cooled to RT and water (10 ml) was added cautiously, the mixture was extracted with EtOAc (3 x 10ml), the organic layers were combined, dried (MgSO_4), filtered and concentrated under vacuum. Flash column chromatography (elution: 70% hexane, 30% EtOAc) gave the title compound (0.021g, 18% yield) as a white solid. δ_{H} (400 MHz, CDCl_3), 7.73 (1H, d), 7.48 (1H, d), 7.13 (1 H, d), 5.41-5.29 (1H, m), 3.71 (2H, t), 3.18 (3H, s), 3.15 (3H, s), 2.73 (2H, t), 1.41 (6H, d).

This material was then used in the Buchwald reaction as described in Method ZD to give the corresponding 2-Isopropyl-7-[methyl-(2-methylsulfanyl-ethyl)-amino]-4-(5-methyl-1H-pyrazol-3-ylamino)-2H-phthalazin-1-one (B-1).

Example ZE-1: 2-Isopropyl-7-[methyl-(2-methylsulfanyl-ethyl)-amino]-4-(5-methyl-1*H*-pyrazol-3-ylamino)-2*H*-phthalazin-1-one

δ_{H} (400 MHz, DMSO), 9.11 (1H, s), 8.19 (1H, d), 7.35 (1H, d), 7.28 (1H, dd), 6.34 (1H, s), 5.29-5.19 (1H, m), 3.71 (2H, t), 3.09 (3H, s), 2.69 (2H, t), 2.25 (3H, s), 2.14 (3H, s), 1.31 (6H, d) Tr = 1.80 min, m/z (ES⁺) (M+H)⁺ 387.26.

Example ZE-2: 2-Isopropyl-7-[(2-methoxy-ethyl)-methyl-amino]-4-(5-methyl-1*H*-pyrazol-3-ylamino)-2*H*-phthalazin-1-one

δ_{H} (400 MHz, DMSO), 11.83 (1H, s), 8.87 (1H, s), 8.21 (1H, d), 7.34 (1H, d), 7.25 (1H, d), 6.34 (1H, s), 5.30-5.18 (1H, m), 3.66 (2H, t), 3.53 (2H, t), 3.25 (3H, s), 3.06 (3H, s), 2.23 (3H, s), 1.30 (6H, d) Tr = 1.69 min, m/z (ES⁺) (M+H)⁺ 371.32.

Example ZE-3: 7-[(2-Dimethylamino-ethyl)-methyl-amino]-2-isopropyl-4-(5-methyl-1*H*-pyrazol-3-ylamino)-2*H*-phthalazin-1-one

δ_{H} (400 MHz, DMSO), 11.83 (1H, br s), 8.90 (1H, br s), 8.21 (1H, d), 7.33 (1H, d), 7.22 (1H, d), 6.33 (1H, br s), 5.29-5.17 (1H, m), 3.61-3.52 (2H, m), 3.05 (3H, t), 2.41 (2H, t), 2.23 (3H, s), 2.20 (6H, s), 1.30 (6H, d) Tr = 1.01 min, m/z (ES⁺) (M+H)⁺ 384.22.

Method ZF:

Example ZF-1: 2-Isopropyl-4-(5-methyl-1*H*-pyrazol-3-ylamino)-7-(2-methylsulfanyl-ethylsulfanyl)-2*H*-phthalazin-1-one

7-Mercapto-2-isopropyl-4-bromo-2*H*-phthalazin-1-one: Concentrated sulfuric acid (5ml) was added dropwise to a solution of 7-amino-2-isopropyl-4-bromo-2*H*-phthalazin-1-one (1.5g, 5.3mmol) in HOAc (15ml) and the solution was cooled to 0°C. A solution of sodium nitrite (0.5g, 7.4mmol) in water (2.5ml) was added dropwise and the reaction mixture was stirred at 0°C for 20 min, after which time urea (0.17g, 2.8mmol) was added in one portion. The reaction mixture was then added dropwise to a solution of potassium ethyl xanthate (6g, 37.7mmol) in water (7.5ml) and the mixture was heated to 80°C for 30 min. After this time, the reaction mixture was cooled to RT and DCM (100ml) was added. The organic layer was separated, dried (MgSO₄), filtered and concentrated under vacuum. The residue was taken up in THF (10ml), NaOH (4.95g, 0.12mmol) was added in one portion and the mixture was heated to reflux for 24 hours. The mixture was then cooled to RT and the suspension was acidified to pH 2 with concentrated HCl. DCM (100 ml) was added, the organic layer was separated and was subsequently washed with HCl (1M, 20ml)

and water (20ml). The organic layer was extracted with NaOH (1M, 200ml), the aqueous layer was separated and acidified to pH 1 with concentrated HCl. The mixture was extracted with DCM (2 x 50ml), the organic layers were combined, dried (MgSO₄), filtered and concentrated under vacuum to give the title compound (0.77g, 48% yield) as a light brown solid which was taken on directly without further purification.

4-Bromo-2-isopropyl-7-(2-methylsulfanyl-ethylsulfanyl)-2H-phthalazin-1-one: To a solution of crude 7-mercapto-2-isopropyl-4-bromo-2H-phthalazin-1-one (0.40g, 1.3mmol) in DMF (8ml), was added NaH (60%, 0.064g, 1.6mmol) portion-wise. After stirring for 5 min, chloroethyl methylsulfide (0.17g, 1.6mmol) was added dropwise. The mixture was heated to 60°C for two hours, after which time the mixture was concentrated under vacuum and the residue was subjected to flash column chromatography (elution: 90% heptane, 10% EtOAc) to give the title compound (0.44g, 54% yield) as a white solid. δ_{H} (400 MHz, DMSO), 8.03 (1H, d), 7.92 (1H, d), 7.81 (1 H, d), 5.26-5.15 (1H, m), 3.41 (2H, t), 2.78 (2H, t), 2.15 (3H, s), 1.36 (6H, d).

This material was then used in the Buchwald reaction as described in Method ZD to give the corresponding 2-isopropyl-4-(5-methyl-1H-pyrazol-3-ylamino)-7-(2-methylsulfanyl-ethylsulfanyl)-2H-phthalazin-1-one (ZF-1).

Example ZF-1: 2-Isopropyl-4-(5-methyl-1H-pyrazol-3-ylamino)-7-(2-methylsulfanyl-ethylsulfanyl)-2H-phthalazin-1-one

Tr = 1.33 min, m/z (ES⁺) (M+H)⁺ 390.23.

Example ZF-2: 2-Isopropyl-7-(2-methanesulfonyl-ethanesulfonyl)-4-(5-methyl-1H-pyrazol-3-ylamino)-2H-phthalazin-1-one

Oxone (0.12g, 0.07mmol) was added in one portion to a stirred solution of 2-isopropyl-4-(5-methyl-1H-pyrazol-3-ylamino)-7-(2-methylsulfanyl-ethylsulfanyl)-2H-phthalazin-1-one (0.013g, 0.03mmol) in a 4:1 mixture of dioxane / water (1.2ml) and the reaction mixture was stirred at RT for 1 hour. The reaction mixture was diluted with water (5ml) and the solution was extracted with EtOAc (3 x 75ml), the organic layers were combined, dried (MgSO₄), filtered and concentrated under vacuum to give the title compound (0.008g, 57% yield) as a white solid. δ_{H} (400 MHz, DMSO) 9.69 (1H, br s), 8.75 (1H, d), 8.71 (1H, d), 8.47 (1H, dd), 6.40 (1H, s), 5.31-5.22 (1H, m), 3.95-3.89 (2H, m), 3.48-3.42 (2H, m), 3.06 (3H, s), 2.29 (3H, s), 1.36 (6H, d) Tr = 1.61 min, m/z (ES⁺) (M+H)⁺ 454.10.

Method ZG:

Example ZG-1: 7-(2-Dimethylamino-ethoxy)-2-isopropyl-4-(5-methyl-1*H*-pyrazol-3-ylamino)-2*H*-phthalazin-1-one

(1-Bromo-3-isopropyl-4-oxo-3,4-dihydro-phthalazin-6-yl)-carbamic acid tert-butyl ester:

5 7-Amino-2-isopropyl-4-bromo-2*H*-phthalazin-1-one (1.88g, 6.7mmol) was dissolved in DMF (20ml). To this was added NaH (60%, 0.8g, 20.1mmol) as a suspension in DMF (5 ml). The mixture was stirred at RT for 30 min then Boc₂O (4.36g, 20.1 mmol) was added in one portion as a solution in DMF (5ml) and the reaction mixture was heated to 70°C for 3 hours. After this time, the reaction mixture was cooled to RT and water (20ml) was
10 added cautiously, the mixture was extracted with EtOAc (3 x 50ml), the organic layers were combined, dried (MgSO₄), filtered and concentrated under vacuum. The residue was dissolved in a 1:1 mixture of THF / EtOH (10ml) and aqueous NaOH (50% by weight solution, 10ml) was added in one portion, the reaction mixture was stirred vigorously for 30 min. After this time, the mixture was partitioned between water (20ml) and EtOH
15 (50ml). The organic layer was dried (MgSO₄), filtered and concentrated to give the title compound (2.2g, 88% yield) as a light brown solid. δ_H (400 MHz, DMSO), 8.32 (1H, d), 8.19 (1H, s), 7.88 (1 H, d), 7.41 (1H, s), 5.46-5.31 (1H, m), 1.52 (9H, s), 1.41 (6H, d) Tr = 1.73 min, *m/z* (ES⁺) (M+H)⁺ 382.22.

7-(2-Dimethylamino-ethoxy)-2-isopropyl-4-(5-methyl-1*H*-pyrazol-3-ylamino)-2*H*-
20 phthalazin-1-one: (1-Bromo-3-isopropyl-4-oxo-3,4-dihydro-phthalazin-6-yl)-carbamic acid tert-butyl ester (0.75g, 1.96mmol) was dissolved in DMF (10ml). To this was added NaH (60%, 0.2g, 4.9mmol) as a suspension in DMF (5 ml). The mixture was stirred at RT for 30 min then 1-bromo-2-methoxyethane (0.4g, 2.9mmol) was added in one portion as a solution in DMF (5ml) and the reaction mixture was stirred at RT for 3 hours. After this
25 time, the reaction mixture was cooled to RT and water (20ml) was added cautiously, the mixture was extracted with EtOAc (3 x 50ml), the organic layers were combined, dried (MgSO₄), filtered, concentrated under vacuum and the residue subjected to flash column chromatography (elution: 60% heptane, 40% EtOAc) to afford (1-bromo-3-isopropyl-4-oxo-3,4-dihydro-phthalazin-6-yl)-(2-dimethylamino-ethyl)-carbamic acid tert-butyl ester
30 (0.2g, 23% yield) as a white solid.

This material was then used in the Buchwald reaction as described in Method ZD to give the corresponding 2-isopropyl-7-[methyl-(2-methylsulfanyl-ethyl)-amino]-4-(5-methyl-1*H*-pyrazol-3-ylamino)-2*H*-phthalazin-1-one.

The residue was dissolved in a 20% TFA/DCM solution (5ml) and the reaction mixture was stirred at RT for 2 hours. After this time, the reaction mixture was concentrated under vacuum to afford a brown oil. Heptane (2ml) was added, and the mixture was concentrated under vacuum. Ether (1ml) was added to the residue and the resulting precipitate was filtered and dried under vacuum to afford the title compound (0.061g, 6% yield) as a pale yellow solid.

Example ZG-1: 7-(2-Dimethylamino-ethoxy)-2-isopropyl-4-(5-methyl-1*H*-pyrazol-3-ylamino)-2*H*-phthalazin-1-one

δ_{H} (400 MHz, DMSO), 9.41 (1H, br s), 8.95 (1H, s), 8.18 (1H, d), 7.35 (1H, d), 7.14 (1H, dd), 6.33 (1H, s), 5.29-5.17 (1H, m), 3.60-3.53 (2H, m), 3.33-3.26 (2H, m), 2.88-2.84 (6H, m), 2.24 (3H, s), 1.31 (6H, d) Tr = 1.50 min, m/z (ES^+) ($\text{M}+\text{H}$)⁺ 370.38.

Method ZH:

Example ZH-1: 7-Cyclopropylmethoxymethyl-2-isopropyl-4-(5-methyl-1*H*-pyrazol-3-ylamino)-2*H*-phthalazin-1-one

15 1,4-Dioxo-1,2,3,4-tetrahydro-phthalazine-6-carboxylic acid: Hydrazine hydrate (26g, 0.52 mol) was added in one portion to a stirred mixture of 1,2,4-benzenetricarboxylic anhydride (100g, 0.52mol), in HOAc (1.0L) at RT. The mixture was heated to 120°C for 2 h and then allowed to cool to RT. The solid was filtered, washed with water (250ml) and dried in the under vacuum at 50°C for 20 hours to give the title compound (91g, 85% yield).

25 1-Bromo-4-oxo-3,4-dihydro-phthalazine-6-carboxylic acid: 1,4-Dioxo-1,2,3,4-tetrahydro-phthalazine-6-carboxylic acid (91.0g, 0.44mol) was suspended in DCE (1.0L) and phosphorus pentabromide (761.0g, 1.77mol) was added in three portions and the reaction heated to reflux for 24 hours. The reaction was cooled to RT and poured onto ice (2.5kg) and the resulting precipitate filtered and washed with water to give the crude product (130.0g). This crude material was suspended in HOAc (1.6L) and heated to 125°C for 2 h. The reaction was cooled to RT and poured onto ice (1.5kg) and the resulting precipitate filtered. The solid was washed with water and dried to give the title compound (85g, 73% yield) as a yellow solid. Tr = 0.94 min, m/z (ES^+) ($\text{M}+\text{H}$)⁺ 310 & 312

30 1-Bromo-4-oxo-3,4-dihydro-phthalazine-6-carboxylic acid ethyl ester: Concentrated sulfuric acid (40ml) was added to a stirred solution of 1-bromo-4-oxo-3,4-dihydro-phthalazine-6-carboxylic acid (85g, 0.32mol) in EtOH (500ml) and the mixture was heated to

reflux for 48 hours. After this time, the reaction mixture was cooled and the resulting precipitate was filtered. The precipitate was partitioned between EtOAc (1L) and saturated NaHCO₃ (500ml), the organic layer was separated and washed with water (500ml) before being dried (MgSO₄), filtered and concentrated under vacuum to give the title compound
5 (30g, 31% yield) as a white solid. Tr = 1.23 min, *m/z* (ES⁺) (M+H)⁺ 297 & 299

1-Bromo-3-isopropyl-4-oxo-3,4-dihydro-phthalazine-6-carboxylic acid ethyl ester: 1-bromo-4-oxo-3,4-dihydro-phthalazine-6-carboxylic acid ethyl ester (6g, 0.02mol) was dissolved in DMF (60ml). To this was added NaH (60%, 0.97g, 0.024mol) as a DMF suspension (5ml). The mixture was stirred at RT for 30 min then 2-bromo-propanol (3.7g,
10 0.03mol) was added in one portion as a solution in DMF (5ml). The reaction mixture was stirred for 48 hours whereupon LC-MS showed complete consumption of starting material. The DMF was removed under vacuum and the resulting residue was partitioned between DCM (100ml) and water (100ml), the organic layer was dried (MgSO₄), filtered and concentrated under vacuum. The resulting yellow oil was recrystallised from MeOH to
15 give the title compound (2.3g, 34% yield) as a white solid. Tr = 1.75 min, *m/z* (ES⁺) (M+H)⁺ 339 & 341

4-Bromo-7-hydroxymethyl-2-isopropyl-2H-phthalazin-1-one: 1-Bromo-3-isopropyl-4-oxo-3,4-dihydro-phthalazine-6-carboxylic acid ethyl ester (2.3g, 6.8mmol) was suspended in THF (50ml) and cooled to 0°C. To the suspension was added LiBH₄ (5.1ml of a 2M
20 solution in THF, 10.2mmol) dropwise, the suspension was allowed to warm to RT and stirred for 24 hours. After this time, LC-MS showed 50% starting material remained. To this was added LiBH₄ (1.7ml of a 2M solution in THF, 3.4mmol) and the reaction mixture was stirred for a further 3 hours. The reaction was cooled to 0°C, saturated NH₄Cl (40ml) was added and the reaction mixture was then partitioned between water (50ml) and DCM
25 (150ml). The organic layer was separated, dried (MgSO₄), filtered and concentrated under vacuum. The resulting residue was then purified by flash column chromatography (elution: 50% toluene, 30% EtOAc, 20% DCM) to give the title compound (0.9g, 43% yield) as a white solid. δ_H (400 MHz, DMSO), 8.28 (1H, s), 7.96 (1H, d), 7.88 (1H, d), 5.64 (1H, t), 5.31-5.18 (1H, m), 4.78 (2H, d), 1.35 (6H, d) Tr = 1.31 min, *m/z* (ES⁺) (M+H)⁺
30 297 & 299

4-Bromo-7-bromomethyl-2-isopropyl-2H-phthalazin-1-one: A solution of 4-bromo-7-hydroxymethyl-2-isopropyl-2H-phthalazin-1-one (0.74g, 2.5mmol) in MeCN (5ml) was added dropwise to a stirred suspension of TMSBr (0.9g, 6.3mmol) and LiBr (0.41g, 5 mmol) in MeCN (15ml). The reaction mixture was heated to 80°C for 24 h, after which

time the reaction mixture was cooled to RT and the solvent removed under vacuum. The resulting residue was purified by flash column chromatography (elution: 85% heptane, 15% EtOAc) to give the title compound (0.4g, 44% yield) as a white solid. δ_{H} (250 MHz, DMSO), 8.37 (1H, s), 8.03 (1H, d), 7.94 (1 H, d), 5.26-5.09 (1H, m), 4.93 (2H, s), 1.35 (6H, d).

4-Bromo-7-cyclopropylmethoxymethyl-2-isopropyl-2H-phthalazin-1-one: Cyclopropylmethanol (0.05ml, 0.67mmol) was dissolved in THF (1 ml). To this was added NaH (60%, 0.028g, 0.72mmol) in a single portion. The mixture was stirred at RT for 5 min then 4-bromo-7-bromomethyl-2-isopropyl-2H-phthalazin-1-one (0.2g, 0.56mmol) in THF (1ml) was added in one portion and the reaction mixture was stirred for 1 hour. Whereupon LC-MS indicated complete consumption of starting material, the solvent was removed under vacuum and the residue was purified by flash column chromatography (elution: 80% heptane, 20% EtOAc) to give the title compound (0.17g, 87% yield) as a light yellow oil. Tr = 1.80 min, m/z (ES^+) ($\text{M}+\text{H}$)⁺ 351 & 353

This material was then used in the Buchwald reaction as described in Method ZD to give the corresponding 7-cyclopropylmethoxymethyl-2-isopropyl-4-(5-methyl-1H-pyrazol-3-ylamino)-2H-phthalazin-1-one (E-1).

Example ZH-1: 7-Cyclopropylmethoxymethyl-2-isopropyl-4-(5-methyl-1H-pyrazol-3-ylamino)-2H-phthalazin-1-one

δ_{H} (400 MHz, DMSO), 11.92 (1H, br s), 9.15 (1H, s), 8.42 (1 H, d), 8.24 (1H, s), 7.80 (1H, d), 6.36 (1H, s), 5.29-5.21 (1H, m), 4.68 (2H, s), 2.25 (2H, s), 1.32 (6H, d), 1.12-1.03 (1H, m), 0.53-0.47 (2H, m) Tr = 1.80 min, m/z (ES^+) ($\text{M}+\text{H}$)⁺ 368.35.

Example ZH-2: 2-Isopropyl-4-(5-methyl-1H-pyrazol-3-ylamino)-7-(pyridin-3-ylmethoxymethyl)-2H-phthalazin-1-one

δ_{H} (400 MHz, DMSO), 11.92 (1H, s), 9.17 (1H, s), 8.55-8.53 (1H, m), 8.45 (1H, d), 8.31-8.29 (1H, m), 7.89-7.81 (2H, m), 7.52 (1H, d), 7.34-7.30 (1H, m), 6.37 (1H, s), 5.29-5.21 (1H, m), 4.83 (2H, s), 4.68 (2H, s), 2.25 (3H, s), 1.32 (6H, d) Tr = 1.55 min, m/z (ES^+) ($\text{M}+\text{H}$)⁺ 405.31.

Method ZI:

Example ZI-1: 2-Isopropyl-4-(5-methyl-1H-pyrazol-3-ylamino)-7-methylsulfonylmethyl-2H-phthalazin-1-one

- 4-Bromo-2-isopropyl-7-methylsulfanylmethyl-2H-phthalazin-1-one: Sodium methanethiolate (0.23g, 3.33mmol) was dissolved in THF (1ml) and added dropwise to a solution of 4-bromo-7-bromomethyl-2-isopropyl-2H-phthalazin-1-one (0.4g, 1.11mmol) in THF (10ml). The mixture was stirred at RT for 3 hours whereupon LC-MS indicated
- 5 complete consumption of starting material. The reaction mixture was diluted with water (20ml) and extracted with EtOAc (50ml). The organic layer was separated, dried (MgSO₄), filtered and concentrated under vacuum. The residue was subjected to flash column chromatography (elution: 80% heptane, 20% EtOAc) to give the title compound (0.29g, 79% yield) as a white solid.
- 10 This material was then used in the Buchwald reaction as described in Method ZD to give the corresponding 2-isopropyl-4-(5-methyl-1H-pyrazol-3-ylamino)-7-methylsulfanylmethyl-2H-phthalazin-1-one (F-1).

Example ZI-1: 2-Isopropyl-4-(5-methyl-1H-pyrazol-3-ylamino)-7-methylsulfanylmethyl-2H-phthalazin-1-one

- 15 δ_{H} (400 MHz, DMSO), 9.15 (1H, s), 8.41 (1 H, d), 8.20 (1H, d), 7.82 (1H, d), 6.36 (1H, s), 5.31-5.19 (1H, m), 3.90 (2H, s), 2.24 (3H, s), 1.95-1.93 (3H, m), 1.32 (6H, d) Tr = 1.75 min, m/z (ES⁺) (M+H)⁺ 344.29.

Example ZI-2: 2-Isopropyl-7-methanesulfonylmethyl-4-(5-methyl-1H-pyrazol-3-ylamino)-2H-phthalazin-1-one

- 20 Oxone (0.43g, 0.7mmol) was added in one portion to a stirred solution of 2-isopropyl-4-(5-methyl-1H-pyrazol-3-ylamino)-7-methylsulfanylmethyl-2H-phthalazin-1-one (0.06g, 0.17mmol) in a 4:1 mixture of dioxane / water (1.2ml) and the reaction mixture was stirred at RT for 1 hour. The reaction mixture was diluted with water (5ml) and the solution was
- 25 extracted with EtOAc (3 x 75ml), the organic layers were combined, dried (MgSO₄), filtered and concentrated under vacuum to give the title compound (0.013g, 20% yield) as a white solid. δ_{H} (400 MHz, DMSO) 9.23 (1H, s), 8.48 (1H, d), 8.38 (1H, d), 7.89 (1H, dd), 6.36 (1H, s), 5.33-5.20 (1H, m), 4.77 (2H, s), 2.96 (3H, s), 2.25 (3H, s), 1.33 (6H, d) Tr = 1.58 min, m/z (ES⁺) (M+H)⁺ 376.24.

Method ZJ:

- 30 Example ZJ-1: *N*-[3-Isopropyl-1-(5-methyl-1H-pyrazol-3-ylamino)-4-oxo-3,4-dihydrophthalazin-6-yl]-2-methoxy-*N*-methyl-acetamide

N-(1-Bromo-3-isopropyl-4-oxo-3,4-dihydro-phthalazin-6-yl)-2-methoxy-*N*-methyl-acetamide; 4-Bromo-2-isopropyl-7-methylamino-2*H*-phthalazin-1-one (0.5g, 1.69mmol) was dissolved in DMF (5ml). To this was added NaH (60%, 0.19g, 5.1mmol) as a suspension in DMF (2ml). The mixture was stirred at RT for 30 min then methoxyacetyl chloride (0.27g, 5 2.5mmol) was added dropwise and the reaction mixture was stirred at RT for 24 hours. After this time, water (10ml) was added cautiously, the mixture was extracted with EtOAc (3 x 10ml), the organic layers were combined, dried (MgSO₄), filtered and concentrated under vacuum. Flash column chromatography (elution: 50% hexane, 50% EtOAc) gave the title compound (0.47g, 76% yield) as a white solid.

10 This material was then used in the Buchwald reaction as described in Method ZC to give the corresponding 2-isopropyl-7-methylamino-4-(5-methyl-1*H*-pyrazol-3-ylamino)-2*H*-phthalazin-1-one.

2-Isopropyl-7-methylamino-4-(5-methyl-1*H*-pyrazol-3-ylamino)-2*H*-phthalazin-1-one (0.4g, 1.3mmol) was dissolved in DMF (5ml). To this was added NaH (60%, 0.1g, 15 2.6mmol) as a suspension in DMF (2ml). The mixture was stirred at RT for 5 min then methoxyacetyl chloride (0.28g, 2.6mmol) was added dropwise and the reaction mixture was stirred at RT for 2 hours. After this time, water (10ml) was added cautiously, the mixture was extracted with EtOAc (3 x 10ml), the organic layers were combined, dried (MgSO₄), filtered and concentrated under vacuum. The residue was dissolved in THF (5 20 ml) and heated to 60°C in the presence of solid sodium hydroxide (100mg) for 2 hours. After this time the mixture was concentrated under vacuum and subjected to flash column chromatography (elution: 95% EtOAc, 5% MeOH) to give *N*-[3-isopropyl-1-(5-methyl-1*H*-pyrazol-3-ylamino)-4-oxo-3,4-dihydro-phthalazin-6-yl]-2-methoxy-*N*-methyl-acetamide (0.06g, 12% yield) as a white solid.

25 Example ZJ-1: *N*-[3-Isopropyl-1-(5-methyl-1*H*-pyrazol-3-ylamino)-4-oxo-3,4-dihydro-phthalazin-6-yl]-2-methoxy-*N*-methyl-acetamide

δ_{H} (400 MHz, DMSO), 9.25 (1H, s), 8.48 (1H, d), 8.17 (1H, d), 7.89 (1H, dd), 6.35 (1H, s), 5.32-5.17 (1H, m), 4.05-3.92 (2H, m), 3.28 (3H, s), 3.22 (3H, s), 2.25 (3H, s), 1.32 (6H, d)
Tr = 1.56 min, m/z (ES⁺) (M+H)⁺ 385.29.

30 Example ZJ-2: *N*-[3-(3,5-Difluoro-benzyl)-1-(5-methyl-1*H*-pyrazol-3-ylamino)-4-oxo-3,4-dihydro-phthalazin-6-yl]-2-methoxy-*N*-methyl-acetamide

δ_{H} (400 MHz, DMSO), 9.32 (1H, br s), 8.49 (1H, d), 8.20 (1H, d), 7.92 (1H, dd), 7.22-7.02 (3H, m), 6.06 (1H, br s), 5.26 (2H, s), 4.01 (2H, br s), 3.29 (3H, s), 3.22 (3H, s), 2.17 (1H, s) Tr = 1.80 min, m/z (ES^+) ($\text{M}+\text{H}$)⁺ 468.95.

5 Example ZJ-3: *N*-[3-Isopropyl-1-(5-methyl-1*H*-pyrazol-3-ylamino)-4-oxo-3,4-dihydro-phthalazin-6-yl]-*N*-methyl-2-phenoxy-acetamide

δ_{H} (400 MHz, DMSO), 9.41 (1H, s), 8.50 (1H, d), 8.26 (1H, s), 7.99 (1H, d), 7.31-7.13 (4H, m), 7.10-7.05 (1H, m), 6.91 (1H, t), 6.87-6.78 (2H, m), 6.08 (1H, s), 5.28 (2H, s), 4.78 (2H, br s), 2.19 (3H, s) Tr = 2.07 min, m/z (ES^+) ($\text{M}+\text{H}$)⁺ 530.97.

Method ZK:

10 Example ZK-1: 4-[3-Isopropyl-1-(5-methyl-1*H*-pyrazol-3-ylamino)-4-oxo-3,4-dihydro-phthalazin-6-ylamino]-butyric acid

4-Bromo-2-isopropyl-7-(2-oxo-pyrrolidin-1-yl)-2*H*-phthalazin-1-one: To a solution of 7-amino-2-isopropyl-4-bromo-2*H*-phthalazin-1-one (0.5g, 1.8mmol) in DMF (8ml), was added TEA (0.28ml, 1.98mmol). After 5 min, 4-chlorobutyryl chloride (0.22ml, 2.0mmol) was added and the solution was stirred at RT for 2 hours. After this time LC-MS indicated the complete consumption of starting material and the mixture was diluted with DCM (30ml) and washed with HCl (1M, 20ml). The organic layer was separated, dried (MgSO_4) and concentrated under vacuum. The residue was subjected to flash column chromatography (elution: 60% heptane, 40% EtOAc) to give *N*-(1-bromo-3-isopropyl-4-oxo-3,4-dihydro-phthalazin-6-yl)-4-chloro-butylamide (0.46g, 67% yield) as a white solid.

This material was dissolved in DMF (5ml). To this was added NaH (60%, 0.05g, 1.3mmol) as a suspension in DMF (2ml). The mixture was stirred at RT for 2 hours. After this time, water (10 ml) was added cautiously, the mixture was extracted with EtOAc (3 x 10ml) and the organic layers were combined, dried (MgSO_4), filtered and concentrated under vacuum. The residue was subjected to flash column chromatography (elution: 60% heptane, 40% EtOAc) to give the title compound (0.15g, 36% yield) as a pale yellow solid.

This material was then used in the Buchwald reaction as described in Method ZD. to give the corresponding 4-[3-Isopropyl-1-(5-methyl-1*H*-pyrazol-3-ylamino)-4-oxo-3,4-dihydro-phthalazin-6-ylamino]-butyric acid (H-1)

30 Example ZK-1: 4-[3-Isopropyl-1-(5-methyl-1*H*-pyrazol-3-ylamino)-4-oxo-3,4-dihydro-phthalazin-6-ylamino]-butyric acid

δ_{H} (400 MHz, DMSO) 8.10 (1H, s), 7.08 (1H, d), 7.02-6.83 (2H, m), 6.16 (1H, s), 5.27-5.01 (1H, m), 3.02 (2H, d), 2.08 (3H, s), 1.99 (2H, t), 1.78-1.54 (2H, m), 1.19 (6H, d) Tr = 1.60 min, m/z (ES⁺) (M+H)⁺ 385.43.

5 The features disclosed in the foregoing description, or the following claims expressed in their specific forms or in terms of a means for performing the disclosed function, or a method or process for attaining the disclosed result, as appropriate, may, separately, or in any combination of such features, be utilized for realizing the invention in diverse forms thereof.

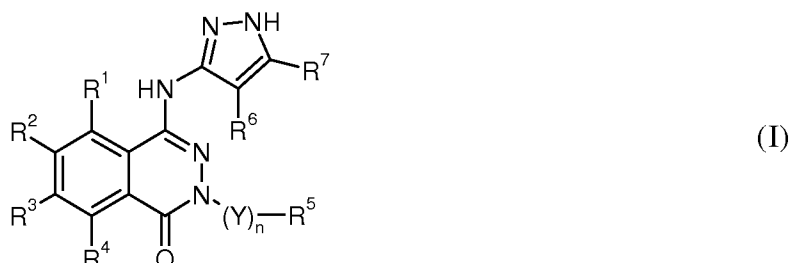
10 The foregoing invention has been described in some detail by way of illustration and example, for purposes of clarity and understanding. It will be obvious to one of skill in the art that changes and modifications may be practiced within the scope of the appended claims. Therefore, it is to be understood that the above description is intended to be illustrative and not restrictive. The scope of the invention should, therefore, be determined not with reference to the above description, but should instead be determined with
15 reference to the following appended claims, along with the full scope of equivalents to which such claims are entitled.

All patents, patent applications and publications cited in this application are hereby incorporated by reference in their entirety for all purposes to the same extent as if each individual patent, patent application or publication were so individually denoted.

We claim:

1. A method of treating a disease mediated by tyrosine kinase wherein said tyrosine kinase is BTK or SYK comprising administering to a patient in need thereof a therapeutically effective amount of a compound according to formula I

5

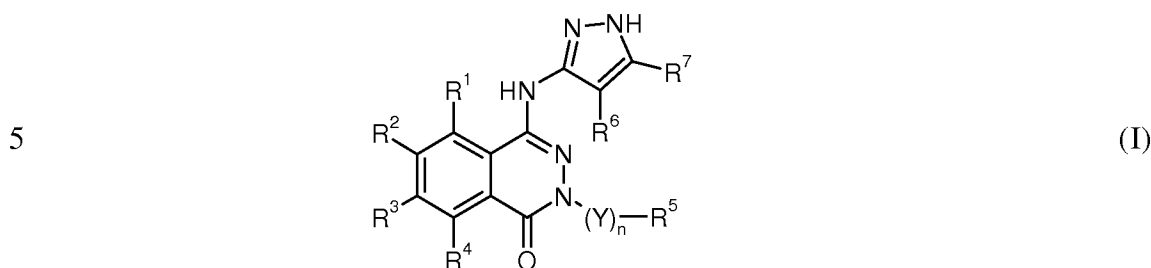


wherein

- R^1 , R^2 and R^4 independently represent R^8 -X-, C_{3-7} cycloalkyl- T^1 -, heterocyclyl- T^2 -, hydrogen, halogen, nitro, cyano, -OH, -NH₂, -NH-C(O)H, -C(O)OH, -C(O)NH₂, -S(O)₂NH₂, -NHC(O)NH₂, -C(O)NH-O-C₁₋₆alkyl, -C(O)N(C₁₋₆alkyl)-O-C₁₋₆alkyl, -NHC(O)NH-O-C₁₋₆alkyl, -NHC(O)N(C₁₋₆alkyl)-O-C₁₋₆alkyl, -S(O)₂NH-O-C₁₋₆alkyl, -S(O)₂N(C₁₋₆alkyl)-O-C₁₋₆alkyl, or C₁₋₆alkyl optionally substituted one or three times by halogen, hydroxy or alkoxy;
- R^3 is R^8 -X-, R^9 -X¹-, R^8 -X¹(CH₂)_m-, R^9 -X¹(CH₂)_m-, C_{3-7} cycloalkyl- T^1 -, heterocyclyl- T^2 -, hydrogen, halogen, nitro, cyano, -OH, -NH₂, -NH-C(O)H, -C(O)OH, -C(O)NH₂, -S(O)₂NH₂, -NHC(O)NH₂, -C(O)NH-O-C₁₋₆alkyl, -C(O)N(C₁₋₆alkyl)-O-C₁₋₆alkyl, -NHC(O)NH-O-C₁₋₆alkyl, -NHC(O)N(C₁₋₆alkyl)-O-C₁₋₆alkyl, -S(O)₂NH-O-C₁₋₆alkyl, -S(O)₂N(C₁₋₆alkyl)-O-C₁₋₆alkyl, or C₁₋₆alkyl optionally substituted one or three times by halogen, hydroxy or alkoxy;
- R^8 is C_{3-7} cycloalkyl- T^1 -, heterocyclyl- T^2 -, aryl- T^3 -, heteroaryl- T^4 -, or C₁₋₆alkyl optionally substituted one to five times by halogen;
- R^9 is C₁₋₆alkyl wherein said alkyl is substituted one to three times by hydroxy, alkoxy, amino, C₁₋₆alkylamino, C₁₋₆dialkylamino, C₁₋₆alkylsulfanyl, C₁₋₆alkylsulfinyl, C₁₋₆alkylsulfonyl, C₁₋₆alkylsulfamoyl, C₁₋₆dialkylsulfamoyl, C₁₋₆alkylsulfonylamino or heterocyclylsulfonyl;
- X is -C(O)NH-, -C(O)N(C₁₋₆alkyl)-, -N(C₁₋₆alkyl)C(O)-, -NHC(O)-, -NHC(O)NH-, -NHC(O)N(C₁₋₆alkyl)-, -OC(O)N(C₁₋₆alkyl)-, -NHS(O)₂-, -S(O)₂NH-, -S(O)₂N(C₁₋₆alkyl)-, -S(O)₂-, -S(O)-, -C(O)O-, -OC(O)-, -C(O)-, -NH-, -N(C₁₋₆alkyl)-, -O- or -S-;
- X¹ is -S(O)₂-, -S(O)-, -OC(O)-, -C(O)-, -NH-, -N(C₁₋₆alkyl)-, -O- or -S-;

- T¹, T², T³ and T⁴ independently represent a single bond or alkylene optionally substituted one or two times by hydroxy;
- R⁵ is hydrogen, C₁₋₆alkyl being optionally substituted one or several times by halogen or alkoxy, heteroaryl, or phenyl, which is optionally substituted one or two times by
- 5 halogen, -NO₂, -OH, -C(O)OH, -C(O)NH-aryl, -C(O)NH₂, -C(O)NH-C₁₋₆alkyl, -C(O)N(C₁₋₆alkyl)₂, -C(O)-heterocyclyl, -NH₂, -NHC(O)-aryl, -NHC(O)-C₃₋₇cycloalkyl, -NHC(O)-C₁₋₆alkyl, -N(C₁₋₆alkyl)C(O)-C₁₋₆alkyl, -NHC(O)O-C₁₋₆alkyl, -N(C₁₋₆alkyl)C(O)O-C₁₋₆alkyl, -NHC(O)-C₁₋₆alkoxyalkyl, -NH-S(O)₂-aryl, -NH-S(O)₂-C₁₋₆alkyl, -C(O)NH-S(O)₂-aryl, -C(O)NH-S(O)₂-C₁₋₆alkyl, -S(O)₂-alkyl, -NH-aryl, -O-aryl, -S(O)-aryl, aryl, heterocyclyl, C₃₋₇cycloalkyl, C₁₋₆alkyl, C₁₋₆alkoxy or C₁₋₆alkylsulfanyl, said alkyl, alkoxy and alkylsulfanyl groups being optionally substituted one or three times by halogen; naphthyl optionally independently substituted with one to three halogens, phenyl independently substituted with three halogens; 1,3-dihydro-isobenzofuranyl, benzo[1,3]dioxol-5-yl, C₃₋₇cycloalkyl or C₁₋₆alkenyl;
- 10 Y is alkylene, alkylene-C(O)- or alkylene-CH(OH)-;
- m is 1 to 5;
- n is 0 or 1;
- R⁶ is hydrogen, C₁₋₆alkyl, cyano or halogen; and
- R⁷ is hydrogen, C₁₋₆alkyl or C₃₋₇cycloalkyl;
- 20 or a pharmaceutically acceptable salt thereof.
2. A method according to claim 1 wherein:
- R¹, R², R⁴ and R⁶ are hydrogen;
- R³ is heterocyclyl-T², R⁸-X-, R⁹-X¹-, H(O)CNH- or C₁₋₆alkyl optionally substituted by hydroxyl;
- 25 R⁸ is heterocyclyl-T²; heterocyclyl is piperidine, piperazine, N-methylpiperazine or morpholine;
- T² is a single bond;
- X is -O-, -N(C₁₋₆alkyl)-, -C(O)NH- or -C(O)N(C₁₋₆alkyl)-;
- either n is 0 and R⁵ is C₁₋₆alkyl, or n is 1, Y is C₁₋₆alkylene and R⁵ is optionally substituted
- 30 phenyl; and
- R⁷ is C₁₋₃alkyl.
2. A method according to claim 1 wherein said tyrosine kinase is BTK.
3. A method according to claim 1 wherein said tyrosine kinase is SYK.

4. A method according to claim 3 wherein said disease is an allergy-induced inflammatory disease, e.g. asthma or multiple sclerosis.
5. A method according to claim 1 wherein said disease is rheumatoid arthritis.
6. The use of a compound of formula I



wherein

- R^1 , R^2 and R^4 independently represent R^8-X -, C_{3-7} cycloalkyl- T^1 -, heterocyclyl- T^2 -, hydrogen, halogen, nitro, cyano, -OH, -NH₂, -NH-C(O)H, -C(O)OH, -C(O)NH₂, -S(O)₂NH₂, -NHC(O)NH₂, -C(O)NH-O-C₁₋₆alkyl, -C(O)N(C₁₋₆alkyl)-O-C₁₋₆alkyl, -NHC(O)NH-O-C₁₋₆alkyl, -NHC(O)N(C₁₋₆alkyl)-O-C₁₋₆alkyl, -S(O)₂NH-O-C₁₋₆alkyl, -S(O)₂N(C₁₋₆alkyl)-O-C₁₋₆alkyl, or C₁₋₆alkyl optionally substituted one or three times by halogen, hydroxy or alkoxy;
- 10 R^3 is R^8-X -, R^9-X^1 -, $R^8-X^1(CH_2)_m$ -, $R^9-X^1(CH_2)_m$ -, C_{3-7} cycloalkyl- T^1 -, heterocyclyl- T^2 -, hydrogen, halogen, nitro, cyano, -OH, -NH₂, -NH-C(O)H, -C(O)OH, -C(O)NH₂, -S(O)₂NH₂, -NHC(O)NH₂, -C(O)NH-O-C₁₋₆alkyl, -C(O)N(C₁₋₆alkyl)-O-C₁₋₆alkyl, -NHC(O)NH-O-C₁₋₆alkyl, -NHC(O)N(C₁₋₆alkyl)-O-C₁₋₆alkyl, -S(O)₂NH-O-C₁₋₆alkyl, -S(O)₂N(C₁₋₆alkyl)-O-C₁₋₆alkyl, or C₁₋₆alkyl optionally substituted one or three times by halogen, hydroxy or alkoxy;
- 15 R^8 is C_{3-7} cycloalkyl- T^1 -, heterocyclyl- T^2 -, aryl- T^3 -, heteroaryl- T^4 -, or C₁₋₆alkyl optionally substituted one to five times by halogen;
- 20 R^9 is C₁₋₆alkyl wherein said alkyl is substituted one to three times by hydroxy, alkoxy, amino, C₁₋₆alkylamino, C₁₋₆dialkylamino, C₁₋₆alkylsulfanyl, C₁₋₆alkylsulfinyl, C₁₋₆alkylsulfonyl, C₁₋₆alkylsulfamoyl, C₁₋₆dialkylsulfamoyl, C₁₋₆alkylsulfonylamino or heterocyclylsulfonyl;
- 25 X is -C(O)NH-, -C(O)N(C₁₋₆alkyl)-, -N(C₁₋₆alkyl)C(O)-, -NHC(O)-, -NHC(O)NH-, -NHC(O)N(C₁₋₆alkyl)-, -OC(O)N(C₁₋₆alkyl)-, -NHS(O)₂-, -S(O)₂NH-, -S(O)₂N(C₁₋₆alkyl)-, -S(O)₂-, -S(O)-, -C(O)O-, -OC(O)-, -C(O)-, -NH-, -N(C₁₋₆alkyl)-, -O- or -S-;
- X¹ is -S(O)₂-, -S(O)-, -OC(O)-, -C(O)-, -NH-, -N(C₁₋₆alkyl)-, -O- or -S-;

T¹, T², T³ and T⁴ independently represent a single bond or alkylene optionally substituted one or two times by hydroxy;

- 5 R⁵ is hydrogen, C₁₋₆alkyl being optionally substituted one or several times by halogen or alkoxy, heteroaryl, or phenyl, which is optionally substituted one or two times by
 10 halogen, -NO₂, -OH, -C(O)OH, -C(O)NH-aryl, -C(O)NH₂, -C(O)NH-C₁₋₆alkyl, -C(O)N(C₁₋₆alkyl)₂, -C(O)-heterocyclyl, -NH₂, -NHC(O)-aryl, -NHC(O)-C₃₋₇cycloalkyl, -NHC(O)-C₁₋₆alkyl, -N(C₁₋₆alkyl)C(O)-C₁₋₆alkyl, -NHC(O)O-C₁₋₆alkyl, -N(C₁₋₆alkyl)C(O)O-C₁₋₆alkyl, -NHC(O)-C₁₋₆alkoxyalkyl, -NH-S(O)₂-aryl, -NH-S(O)₂-C₁₋₆alkyl, -C(O)NH-S(O)₂-aryl, -C(O)NH-S(O)₂-C₁₋₆alkyl, -S(O)₂-alkyl, -NH-aryl, -O-aryl, -S(O)-aryl, aryl, heterocyclyl, C₃₋₇cycloalkyl, C₁₋₆alkyl, C₁₋₆alkoxy or C₁₋₆alkylsulfanyl, said alkyl, alkoxy and alkylsulfanyl groups being optionally substituted one or three times by halogen; naphthyl optionally independently substituted with one to three halogens, phenyl independently substituted with three halogens; 1,3-dihydro-isobenzofuran-2-yl, benzo[1,3]dioxol-5-yl, C₃₋₇cycloalkyl or C₁₋₆alkenyl;
- 15 Y is alkylene, alkylene-C(O)- or alkylene-CH(OH)-;
- m is 1 to 5;
- n is 0 or 1;
- R⁶ is hydrogen, C₁₋₆alkyl, cyano or halogen; and
- R⁷ is hydrogen, C₁₋₆alkyl or C₃₋₇cycloalkyl;
- 20 or a pharmaceutically acceptable salt thereof,
 for the preparation of a medicament for the treatment of a disease mediated by tyrosine kinase wherein said tyrosine kinase is BTK or SYK.

7. The invention as hereinbefore described.

INTERNATIONAL SEARCH REPORT

International application No
PCT/EP2007/052267

A. CLASSIFICATION OF SUBJECT MATTER
 INV. A61K31/502 A61P11/06 A61P19/02 A61P25/00

According to International Patent Classification (IPC) or to both national classification and IPC

B. FIELDS SEARCHED
 Minimum documentation searched (classification system followed by classification symbols)
 A61K A61P

Documentation searched other than minimum documentation to the extent that such documents are included in the fields searched

Electronic data base consulted during the international search (name of data base and, where practical, search terms used)
 EPO-Internal, WPI Data, CHEM ABS Data, BEILSTEIN Data

C. DOCUMENTS CONSIDERED TO BE RELEVANT

Category*	Citation of document, with indication, where appropriate, of the relevant passages	Relevant to claim No.
A	WO 03/015785 A (ICOS CORP [US]; BEATON GRAHAM [US]; MOREE WILNA J [US]; RUETER JAIMIE) 27 February 2003 (2003-02-27) abstract paragraph [0073] paragraph [0081]; table 1 -----	1-6
A	WO 2004/072033 A (BIOGEN IDEC MA INC [US]; LEE WEN-CHERNG [US]; SUN LIHONG [US]; SHAN FE) 26 August 2004 (2004-08-26) examples 3,4,55 -----	1-6
A	WO 03/055491 A (ASTRAZENECA AB [SE]; ASTRAZENECA UK LTD [GB]; JUNG FREDERIC HENRI [FR]) 10 July 2003 (2003-07-10) the whole document -----	1-6
	-/--	

Further documents are listed in the continuation of Box C. See patent family annex.

* Special categories of cited documents :

A document defining the general state of the art which is not considered to be of particular relevance	*T* later document published after the international filing date or priority date and not in conflict with the application but cited to understand the principle or theory underlying the invention
E earlier document but published on or after the international filing date	*X* document of particular relevance; the claimed invention cannot be considered novel or cannot be considered to involve an inventive step when the document is taken alone
L document which may throw doubts on priority claim(s) or which is cited to establish the publication date of another citation or other special reason (as specified)	*Y* document of particular relevance; the claimed invention cannot be considered to involve an inventive step when the document is combined with one or more other such documents, such combination being obvious to a person skilled in the art.
O document referring to an oral disclosure, use, exhibition or other means	*Z* document member of the same patent family
P document published prior to the international filing date but later than the priority date claimed	

Date of the actual completion of the international search 23 May 2007	Date of mailing of the international search report 31/05/2007
--	--

Name and mailing address of the ISA/ European Patent Office, P.B. 5818 Patentlaan 2 NL - 2280 HV Rijswijk Tel. (+31-70) 340-2040, Tx. 31 651 epo nl, Fax: (+31-70) 340-3016	Authorized officer Jakobs, Andreas
---	---

INTERNATIONAL SEARCH REPORT

International application No
PCT/EP2007/052267

C(Continuation). DOCUMENTS CONSIDERED TO BE RELEVANT

Category*	Citation of document, with indication, where appropriate, of the relevant passages	Relevant to claim No.
P,X	WO 2006/032518 A (F. HOFFMANN-LA ROCHE AG; BOYD, EDWARD; BROOKFIELD, FREDERICK; GEORGES,) 30 March 2006 (2006-03-30) abstract; claims 1-21 page 5, lines 1-7 page 144, line 20 - page 214, line 14 -----	1-4,6

FURTHER INFORMATION CONTINUED FROM PCT/ISA/ 210

Continuation of Box II.1

Although claims 1-5 are directed to a method of treatment of the human/animal body, the search has been carried out and based on the alleged effects of the compound/composition.

Continuation of Box II.2

Claims Nos.: 7

Claim 7 was not searched because it does not contain technical features

The applicant's attention is drawn to the fact that claims relating to inventions in respect of which no international search report has been established need not be the subject of an international preliminary examination (Rule 66.1(e) PCT). The applicant is advised that the EPO policy when acting as an International Preliminary Examining Authority is normally not to carry out a preliminary examination on matter which has not been searched. This is the case irrespective of whether or not the claims are amended following receipt of the search report or during any Chapter II procedure. If the application proceeds into the regional phase before the EPO, the applicant is reminded that a search may be carried out during examination before the EPO (see EPO Guideline C-VI, 8.5), should the problems which led to the Article 17(2) declaration be overcome.

INTERNATIONAL SEARCH REPORT

International application No.
PCT/EP2007/052267

Box II Observations where certain claims were found unsearchable (Continuation of item 2 of first sheet)

This International Search Report has not been established in respect of certain claims under Article 17(2)(a) for the following reasons:

1. Claims Nos.:
because they relate to subject matter not required to be searched by this Authority, namely:

Although claims 1-5 are directed to a method of treatment of the human/animal body, the search has been carried out and based on the alleged effects of the compound/composition.
2. Claims Nos.: 7
because they relate to parts of the International Application that do not comply with the prescribed requirements to such an extent that no meaningful International Search can be carried out, specifically:
see FURTHER INFORMATION sheet PCT/ISA/210
3. Claims Nos.:
because they are dependent claims and are not drafted in accordance with the second and third sentences of Rule 6.4(a).

Box III Observations where unity of invention is lacking (Continuation of item 3 of first sheet)

This International Searching Authority found multiple inventions in this international application, as follows:

1. As all required additional search fees were timely paid by the applicant, this International Search Report covers all searchable claims.
2. As all searchable claims could be searched without effort justifying an additional fee, this Authority did not invite payment of any additional fee.
3. As only some of the required additional search fees were timely paid by the applicant, this International Search Report covers only those claims for which fees were paid, specifically claims Nos.:
4. No required additional search fees were timely paid by the applicant. Consequently, this International Search Report is restricted to the invention first mentioned in the claims; it is covered by claims Nos.:

Remark on Protest

- The additional search fees were accompanied by the applicant's protest.
- No protest accompanied the payment of additional search fees.

INTERNATIONAL SEARCH REPORT

Information on patent family members

International application No

PCT/EP2007/052267

Patent document cited in search report		Publication date	Patent family member(s)	Publication date
WO 03015785	A	27-02-2003	CA 2456985 A1	27-02-2003
			CN 1568187 A	19-01-2005
			EP 1423120 A1	02-06-2004
			JP 2005501848 T	20-01-2005
			MX PA04001353 A	27-10-2004
			NZ 531245 A	30-09-2005
WO 2004072033	A	26-08-2004	AU 2004210855 A1	26-08-2004
			BR PI0407454 A	24-01-2006
			CA 2514382 A1	26-08-2004
			CN 1770980 A	10-05-2006
			EP 1596656 A2	23-11-2005
			IS 7966 A	29-07-2005
			JP 2006517592 T	27-07-2006
			KR 20050101547 A	24-10-2005
			MX PA05008524 A	20-10-2005
			WO 03055491	A
BR 0215312 A	07-12-2004			
CA 2471577 A1	10-07-2003			
CN 1620296 A	25-05-2005			
HU 0402454 A2	29-03-2005			
IS 7328 A	21-06-2004			
JP 2005525307 T	25-08-2005			
MX PA04006260 A	31-03-2005			
NZ 533440 A	31-08-2006			
US 2005070561 A1	31-03-2005			
ZA 200404923 A	22-09-2005			
WO 2006032518	A	30-03-2006	AR 050948 A1	06-12-2006
			AU 2005287458 A1	30-03-2006
			CA 2580198 A1	30-03-2006
			US 2006089359 A1	27-04-2006