

(19) World Intellectual Property Organization
International Bureau



(43) International Publication Date
1 July 2010 (01.07.2010)

PCT

(10) International Publication Number
WO 2010/072375 A1

(51) International Patent Classification:
C08K 5/13 (2006.01) C08K 5/1545 (2006.01)

(21) International Application Number:
PCT/EP2009/009096

(22) International Filing Date:
17 December 2009 (17.12.2009)

(25) Filing Language: English

(26) Publication Language: English

(30) Priority Data:
08022281.3 22 December 2008 (22.12.2008) EP

(71) Applicant (for all designated States except US): **BOREALIS AG** [AT/AT]; IZD Tower, Wagramerstraße 17-19, A-1220 Vienna (AT).

(72) Inventors; and

(75) Inventors/Applicants (for US only): **PALMLÖF, Magnus** [SE/SE]; Mårdgatan 23, S-42671 Västra Frölunda (SE). **ODERKERK, Jeroen** [SE/SE]; Pressarevägen 28, S-444 52 Stenungsund (SE).

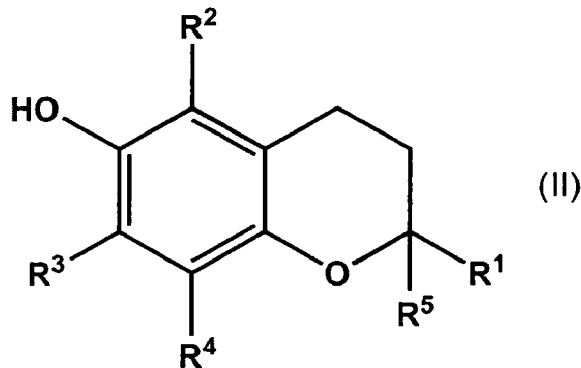
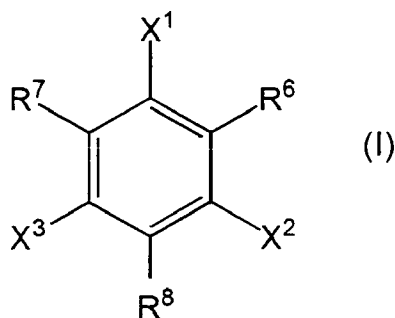
(74) Agent: **HANDWERK, Martin**; Kador & Partner, Corneliusstraße 15, 80469 München (DE).

(81) Designated States (unless otherwise indicated, for every kind of national protection available): AE, AG, AL, AM, AO, AT, AU, AZ, BA, BB, BG, BH, BR, BW, BY, BZ, CA, CH, CL, CN, CO, CR, CU, CZ, DE, DK, DM, DO, DZ, EC, EE, EG, ES, FI, GB, GD, GE, GH, GM, GT, HN, HR, HU, ID, IL, IN, IS, JP, KE, KG, KM, KN, KP, KR, KZ, LA, LC, LK, LR, LS, LT, LU, LY, MA, MD, ME, MG, MK, MN, MW, MX, MY, MZ, NA, NG, NI, NO, NZ, OM, PE, PG, PH, PL, PT, RO, RS, RU, SC, SD, SE, SG, SK, SL, SM, ST, SV, SY, TJ, TM, TN, TR, TT, TZ, UA, UG, US, UZ, VC, VN, ZA, ZM, ZW.

(84) Designated States (unless otherwise indicated, for every kind of regional protection available): ARIPO (BW, GH, GM, KE, LS, MW, MZ, NA, SD, SL, SZ, TZ, UG, ZM, ZW), Eurasian (AM, AZ, BY, KG, KZ, MD, RU, TJ, TM), European (AT, BE, BG, CH, CY, CZ, DE, DK, EE, ES, FI, FR, GB, GR, HR, HU, IE, IS, IT, LT, LU, LV, MC, MK, MT, NL, NO, PL, PT, RO, SE, SI, SK, SM, TR), OAPI (BF, BJ, CF, CG, CI, CM, GA, GN, GQ, GW, ML, MR, NE, SN, TD, TG).

[Continued on next page]

(54) Title: POLYETHYLENE COMPOSITION FOR WATER PIPES WITH IMPROVED CHLORINE RESISTANCE



(57) Abstract: The present invention is directed to the use of compound (A) and compound (B) in a polyethylene composition for increasing the lifetime of a pipe made of said polyethylene composition which is in permanent contact with chlorinated water, wherein compound (A) has the following formula (I): wherein - R⁶, R⁷ and R⁸ independently are non-substituted or substituted aliphatic or aromatic hydrocarbyl radicals which may comprise OH-groups, X¹, X², and X³ independently are H or OH, with the proviso that at least one of X¹, X², and X³ is OH, and the entire molecule does not comprise an ester group; wherein compound (B) has the following formula (II): wherein R¹, R², R³, R⁴ and R⁵ independently are H, or non-substituted or substituted aliphatic or aromatic hydrocarbyl radicals which may comprise heteroatoms, and wherein the base resin of said polyethylene composition consists of a polyethylene homo- or copolymer.

WO 2010/072375 A1

Published:

— *with international search report (Art. 21(3))*

Polyethylene composition for water pipes with improved chlorine resistance

The present invention relates to a polyethylene composition with good resistance to degradation caused by chlorinated water, particularly to the use of a combination of particular types of antioxidants for increasing the resistance of a polyethylene composition against degradation caused by contact with chlorinated water.

Recent progress in the manufacturing and processing of polymers has led to the application of plastics in virtually every aspect of modern day life. However, polymeric compounds are prone to aging under the effects of oxidants, light and heat. This results in a loss of strength, stiffness and flexibility, discoloration and scratching as well as loss of gloss.

It is well-known in the art that antioxidants and light stabilizers can prevent or at least reduce these effects. Several types of additives are added to polymers to protect them during processing and to achieve the desired end-use properties. Additives are generally divided in stabilizers and modifiers. Stabilizers, like antioxidants, traditionally and currently used comprise sterically hindered phenolics, aromatic amines, hindered amine stabilizers, organo-phosphites/phosphonites and thioethers. However, appropriate combinations of stabilizers have to be carefully selected, depending on the desired final properties, the polymeric article should have.

WO 2004/024810 is directed to stabilization of polymeric materials and discloses a vast multitude of stabilizers and different kinds of polymeric material.

Besides many other applications, polyolefins are used for the preparation of pipes for drinking water distribution systems. In many cases chlorine is added to the water. Hence, chlorinated water is in permanent contact with

the pipe material. Due to the permanent contact to the inner pipe surface, deterioration of the polyolefin composition is caused.

WO 03/064511 discloses different types of antioxidants for increasing the lifetime of a polyolefin pipe which is in permanent contact with chlorinated water, namely an epoxidized fatty acid or ester thereof and/or an organotin compound.

WO 2005/056657 discloses stabilized polyethylene materials suitable for pipes with advantageously balanced thermal, mechanical and processing properties which are maintained in chlorinated water environments. The polyethylene compositions comprise members of two different classes of hindered phenolic antioxidants and preferably further antioxidants as phosphites and phosphonites such as tris(2,4-di-tert-butylphenyl)phosphate.

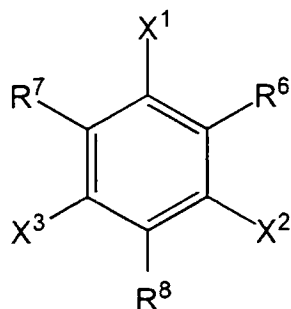
However, there is still a need for improved polyethylene compositions suitable for water pipe applications, particularly for polyethylene compositions having an increased lifetime in contact to chlorinated water.

Thus, it is an object of the present invention to provide particular types of additives for addition to polyethylene compositions for pipes which additives help to increase the lifetime of a polyethylene pipe which is in permanent contact with chlorinated water.

The present invention is based on the finding that the object of the invention can be achieved, if the polyethylene composition comprises two specific types of additives.

Therefore, the present invention relates to the use of compound (A) and compound (B) in a polyethylene composition for increasing the lifetime of a pipe made of said polyethylene composition which is in permanent contact with chlorinated water,

wherein compound (A) has the following formula (I):



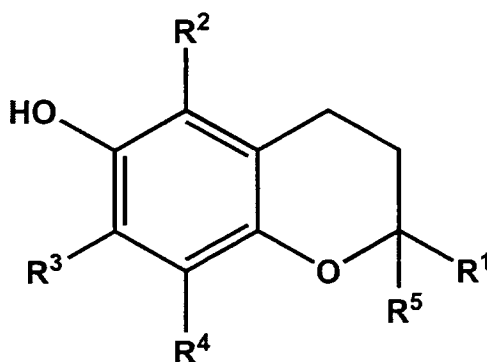
5

wherein

- R⁶, R⁷ and R⁸ independently are non-substituted or substituted aliphatic or aromatic hydrocarbyl radicals which may comprise OH-groups,
- X¹, X², and X³ independently are H or OH, with the proviso that at least one of X¹, X² and X³ is OH, and
- the entire molecule does not comprise an ester group;

10

wherein compound (B) has the following formula (II):



15

wherein R¹, R², R³, R⁴ and R⁵ independently are H, or non-substituted or substituted aliphatic or aromatic hydrocarbyl radicals which may comprise heteroatoms; and

wherein the base resin of said polyethylene composition consists of a polyethylene homo- or copolymer.

Pipes made of a polyethylene composition comprising the inventive two compounds (A) and (B) show an increased lifetime in contact with chlorinated water which can be seen from the OIT test results.

In compound (A) according to formula (I) residues R^6 , R^7 and R^8
5 independently are non-substituted or substituted aliphatic or aromatic hydrocarbyl radicals which may comprise OH-groups. This means that apart from OH-groups no further heteroatoms are present in R^6 , R^7 and R^8 , so that phenolic stabilizer (A) is e.g. free of ester groups, amide groups and groups containing phosphorus.

10 Preferably, R^6 , R^7 and R^8 , which independently are non-substituted or substituted aliphatic or aromatic, more preferably aliphatic, hydrocarbyl radicals which may comprise OH-groups, have from 2 to 200 carbon atoms.

15 Preferably, R^6 and R^7 independently have from 2 to 20 carbon atoms, more preferably from 3 to 10 carbon atoms.

Furthermore, it is preferred that R^6 and/or R^7 , more preferably R^6 and R^7 , are aliphatic hydrocarbyl groups with at least 3 carbon atoms which have a branch at the second carbon atom, and most preferably R^6 and/or R^7 , more preferably R^6 and R^7 , are tert. butyl groups.

20 Preferably, R^8 has from 20 to 100 carbon atoms, more preferably has from 30 to 70 carbon atoms.

Furthermore, it is preferred that R^8 includes one or more phenyl residues.

Still further, it is preferred that R^8 includes one or more hydroxyphenyl residues.

25 In a still more preferred embodiment, R^8 is a 2,4,6-tri-methyl-3,5-di-(3,5,-di-tert. butyl-4-hydroxyphenyl) benzene residue.

Preferably, in compound (A) of formula (I) X^1 is OH, and most preferably X^1 is OH and X^2 and X^3 are H.

In a particular preferred embodiment compound (A) comprises, still more preferable consists of 1,3,5-Tri-methyl-2,4,6-tris-(3,5-di-tert. butyl-4-
5 hydroxyphenyl) benzene (Irganox 1330).

The heteroatoms which may be present in the non-substituted or substituted aliphatic or aromatic hydrocarbyl radicals R^1 , R^2 , R^3 , R^4 and/or R^5 of antioxidant (B) according to formula (I) may be oxygen, sulphur, nitrogen, phosphorus or the like. It is, however, preferred that R^1 , R^2 , R^3 ,
10 R^4 or R^5 , more preferred R^1 , R^2 , R^3 , R^4 and R^5 , do not comprise heteroatoms, i.e. are non-substituted or substituted aliphatic or aromatic hydrocarbyl radicals only, or, as mentioned, H.

Furthermore, preferably R^2 , R^3 , R^4 or R^5 , more preferably R^2 , R^3 , R^4 and R^5 , are H, or saturated aliphatic hydrocarbyl radicals comprising from 1 to
15 5 carbon atoms, and still more preferably R^2 , R^3 , R^4 or R^5 , more preferably R^2 , R^3 , R^4 and R^5 , are H, or methyl groups.

Furthermore, preferably R^5 is a methyl group, regardless of the nature of the other residues R^2 to R^4 .

In an especially preferred embodiment, R^4 and R^5 are methyl groups, and
20 R^2 and R^3 are H, or methyl groups.

Most preferably, R^2 , R^3 , R^4 and R^5 are all methyl groups.

Still further, preferably R^1 is a non-substituted or substituted aliphatic or aromatic hydrocarbyl radical containing from 5 to 50 carbon atoms, more preferably R^1 is a non-substituted or substituted aliphatic hydrocarbyl
25 radical containing from 5 to 50, more preferably from 10 to 30, carbon atoms, and most preferably R^1 is a 4,8,12-trimethyl-tridecyl group.

Still more preferred, antioxidant (B) is 2,5,7,8-Tetramethyl-2-(4',8',12'-trimethyltridecyl)chroman-6-ol (Vitamine E).

In a preferred embodiment of the present invention only one compound of formula (I) is used together with only one compound of formula (II).

- 5 The concentration of compound (A) in the polyethylene composition is preferably 5000 ppm or less, more preferably 4400 ppm or less, still more preferably 3900 ppm or less, based on the total composition.

The concentration of compound (A) in the polyethylene composition is preferably at least 1000 ppm, more preferably at least 2800 ppm, still
10 more preferably at least 3300 ppm, based on the total composition.

The concentration of compound (B) in the polyethylene composition is preferably 1500 ppm or less, more preferably 1100 ppm or less, still more preferably 700 ppm or less, based on the total composition.

The concentration of compound (B) in the polyethylene composition is
15 preferably at least 250 ppm, more preferably at least 300 ppm, still more preferably at least 350 ppm, based on the total composition.

Preferably, the sum of concentration of compounds (A) and (B) is between 2500 and 6500 ppm, more preferably between 3500 and 5000 ppm.

Preferably, the increased lifetime of a pipe is shown by an oxygen
20 induction time of at least 50% of the unexposed pipe after exposure to chlorinated water for 3 weeks and when the sample is taken from the middle of a 2 mm thick pipe. More preferably, the oxygen induction time is at least 60% of the unexposed pipe, still more preferably at least 70% of the unexposed pipe, under the same conditions.

25 Preferably, the increased lifetime of a pipe is shown by an oxygen induction time of at least 30% of the unexposed pipe after exposure to chlorinated water for 6 weeks and when the sample is taken from the

middle of a 2 mm thick pipe. More preferably, the oxygen induction time is at least 40% of the unexposed pipe, under the same conditions.

The polyolefin part of said polyethylene composition (so-called base resin) consists of a polyethylene homo- or copolymer.

- 5 The polyethylene composition may be any polyethylene composition which is suitable for pipe applications, preferably such polyethylene compositions which can be extruded into pipes.

The base resin of said polyethylene composition may be any homo- or copolymer of ethylene, still more preferably a homo- or copolymer of
10 ethylene wherein the comonomers are alpha-olefins having between 3 and 20 carbon atoms.

Preferably the base resin is a multimodal, more preferably bimodal, polyethylene homo- or copolymer. This means that the polyethylene base resin comprises two (bimodal) or more (multimodal) polyethylene fractions
15 with different weight average molecular weight resulting in bimodal or multimodal molecular weight distribution curve, i.e. the graph of the polymer weight fraction as function of its molecular weight will show two or more maxima or at least be distinctly broadened in comparison with the curves for the individual (unimodal) fractions. Such resins are described in
20 EP 0 739 937 and WO 02/102891.

The base resin has a density of preferably between 925 to 965 kg/m³. Still further, the base resin preferably has a melt flow rate of between 0.05 to 5 g/10 min.

Particular preferred are polyethylene compositions which are able to be
25 crosslinked.

According to a preferred embodiment of the present invention, the inventive combination of compounds (A) and (B) is used in polyethylene

compositions which are crosslinked after extrusion of the polyethylene composition to a pipe.

Preferably, the crosslinking is performed by irradiation.

In addition to the inventive compounds (A) and (B) the polyethylene composition may comprise further additives, i.e. stabilizers and modifiers. Typical stabilizers are antioxidants, typical modifiers are anti-static and anti-fogging agents, acid scavengers, blowing agents, lubricants, nucleating agents, slip and anti-blocking agents, as well as fillers, flame retardants and cross-linkers. The polyethylene composition may also comprise pigments.

Pipes are produced from the polyethylene composition as known in the art, e.g. by extrusion.

Measurement methods

a) Oxygen Induction Time, OIT

The OIT test is performed according to ASTM D3895, and uses a Differential Scanning Calorimeter (DSC). A round sample with a diameter of 3 mm and a weight of 10 mg of the material to be tested is introduced into the DSC at room temperature, and the sample is heated to 200 °C under a nitrogen atmosphere. As soon as 200 °C is reached the cell is maintained in an isothermal condition, and the gas is changed from nitrogen to oxygen. The flow rate of the oxygen is maintained at 50 cm³/min. Under these conditions the stabilizer is consumed over time until it is totally depleted. At this point the polymer sample degrades or oxidizes liberating additional heat (exotherm reaction). The time it takes for this exotherm reaction to appear from the time that the oxygen is introduced is reported as the OIT time, and is a measure of the thermal stability of the material.

Double samples of each condition are measured, and the mean value is calculated.

b) Melt Flow Rate

The melt flow rate (MFR) is determined according to ISO 1133 and is indicated in g/10 min. The MFR is an indication of the flowability, and hence the processability, of the polymer. The higher the melt flow rate, the lower the viscosity of the polymer. The MFR is determined at 190 °C and may be determined at different loadings such as 2.16 kg (MFR₂) or 21.6 kg (MFR₂₁).

Examples

The compositions prepared for examples 1 and 2 are shown in Table 1.

The base resin used is a unimodal polyethylene with an MFR₂₁ of 10 g/10 min, density of 944 kg/m³ and 1.3 mole% 1-butene as
5 comonomer.

Irganox 1330 is 1,3,5-Tri-methyl-2,4,6-tris-(3,5-di-tert. butyl-4-hydroxy-phenyl, CAS-no. 1709-70-2) benzene commercially available from Ciba Speciality Chemicals.

Vitamin E is 2,5,7,8-tetramethyl-2(4'8'12'-trimethyldecyl)chroman-6-ol
10 (Irganox E 201™, CAS-no. 10191-41-0) commercially available from Ciba Speciality Chemicals.

The compositions were prepared by mixing in a Buss Compounding machine and pellets were received therefrom.

Pipe extrusion was carried out in a Battenfeld extruder using a standard
15 PE screw. Melt temperature was in the range 200 to 230°C. Pipe dimensions were 16 x 2 mm (OD x S). Irradiation of pipes was carried out by electron beam at room temperature in air using a dose of 160 kGy or 190 kGy. One Gy corresponds to an energy absorption of 1 Joule/kg.

The degree of crosslinking XL% was measured by decaline extraction
20 (Measured according to ASTM D 2765-01, Method A).

The pipes were exposed to water at 90 °C containing 9 ppm free chlorine at a pH of 6.5. The OIT was measured for unexposed pipes and after different exposure times (3 weeks and 6 weeks).

The samples were taken from the outer surface of the pipe and from the
25 middle of the pipe wall, one mm from the outer surfaces. The OIT of the unexposed pipes are set to 100, and the OIT of the exposed pipes are

recalculated using the same factor as obtained for the measured time of the unexposed pipe divided by 100. The results are shown in Table 2.

Example 1 is according to the invention, Example 2 is a comparative example.

5 Table 1:

	Example 1	Example 2
base polymer /wt%	99.59	99.64
Irganox 1330 /ppm	3600	3600
Vitamin E /ppm	500	-

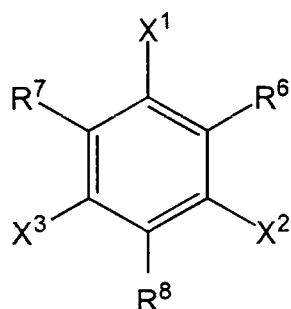
Table 2: relative OIT values dependent on exposure time and sample.

	unexposed	3 weeks, outer surface	3 weeks, middle of pipe wall	6 weeks, outer surface	6 weeks, middle of pipe wall
Example 1	100	21	81	12	51
Example 2	100	12	45	8	21

Claims

1. Use of compound (A) and compound (B) in a polyethylene composition for increasing the lifetime of a pipe made of said polyethylene composition which is in permanent contact with chlorinated water, wherein

5 compound (A) has the following formula (I):



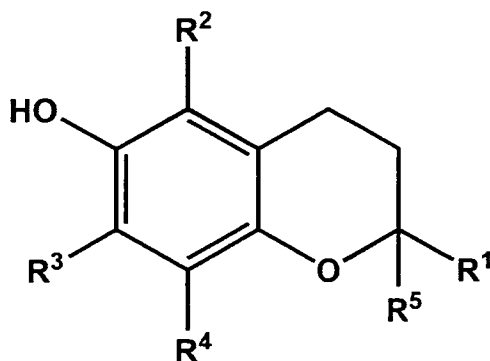
10 wherein

- R⁶, R⁷ and R⁸ independently are non-substituted or substituted aliphatic or aromatic hydrocarbyl radicals which may comprise OH-groups,

- X¹, X², and X³ independently are H or OH, with the proviso that at least one of X¹, X² and X³ is OH, and

15 - the entire molecule does not comprise an ester group;

wherein compound (B) has the following formula (II):



wherein R¹, R², R³, R⁴ and R⁵ independently are H, or non-substituted or substituted aliphatic or aromatic hydrocarbyl radicals which may comprise heteroatoms, and

5 wherein the base resin of said polyethylene composition consists of a polyethylene homo- or copolymer.

2. Use according to claim 1, wherein the concentration of compound (A) in the polyethylene composition is between 1000 and 5000 ppm.

10 3. Use according to claims 1 or 2, wherein the concentration of compound (B) in the polyethylene composition is between 250 and 1500 ppm.

4. Use according to claims 2 or 3, wherein the sum of concentration of compounds (A) and (B) is between 2500 and 6500 ppm.

15 5. Use according to any one of the preceding claims, wherein the composition comprises only one compound of formula (I) together with only one compound of formula (II).

6. Use according to any one of the preceding claims, wherein the increased lifetime of the pipe is shown by an oxygen induction time of at least 50% of the unexposed pipe after exposure to chlorinated water for 3 weeks and when the sample is taken from the middle of a 2 mm thick pipe.

20 7. Use according to any one of the preceding claims, wherein the increased lifetime of the pipe is shown by an oxygen induction time of at least 30 % of the unexposed pipe after exposure to chlorinated water for 6 weeks and when the sample is taken from the middle of a 2 mm thick pipe.

INTERNATIONAL SEARCH REPORT

International application No
PCT/EP2009/009096

A. CLASSIFICATION OF SUBJECT MATTER
INV. C08K5/13 C08K5/1545

According to International Patent Classification (IPC) or to both national classification and IPC

B. FIELDS SEARCHED

Minimum documentation searched (classification system followed by classification symbols)
C08K

Documentation searched other than minimum documentation to the extent that such documents are included in the fields searched

Electronic data base consulted during the international search (name of data base and, where practical, search terms used)

EPO-Internal, WPI Data

C. DOCUMENTS CONSIDERED TO BE RELEVANT

Category*	Citation of document, with indication, where appropriate, of the relevant passages	Relevant to claim No.
X	EP 0 124 664 A (MITSUI PETROCHEMICAL IND [JP]) 14 November 1984 (1984-11-14) page 7, line 32 - page 8, line 5; example 7; table 4 page 2, line 1 - line 22 page 11, line 4 - line 35 page 9, line 21 - line 26 example 1; table 2	1-7
X	US 4 532 165 A (HASHIMOTO TAKASHI [JP] ET AL) 30 July 1985 (1985-07-30) column 5, lines 35-42; claim 13; example 7; table 4	1-7

Further documents are listed in the continuation of Box C.

See patent family annex.

* Special categories of cited documents :

- "A" document defining the general state of the art which is not considered to be of particular relevance
- "E" earlier document but published on or after the international filing date
- "L" document which may throw doubts on priority claim(s) or which is cited to establish the publication date of another citation or other special reason (as specified)
- "O" document referring to an oral disclosure, use, exhibition or other means
- "P" document published prior to the international filing date but later than the priority date claimed

- "T" later document published after the international filing date or priority date and not in conflict with the application but cited to understand the principle or theory underlying the invention
- "X" document of particular relevance; the claimed invention cannot be considered novel or cannot be considered to involve an inventive step when the document is taken alone
- "Y" document of particular relevance; the claimed invention cannot be considered to involve an inventive step when the document is combined with one or more other such documents, such combination being obvious to a person skilled in the art.
- "&" document member of the same patent family

Date of the actual completion of the international search

23 March 2010

Date of mailing of the international search report

30/03/2010

Name and mailing address of the ISA/
European Patent Office, P.B. 5818 Patentlaan 2
NL - 2280 HV Rijswijk
Tel. (+31-70) 340-2040,
Fax: (+31-70) 340-3016

Authorized officer

Schmitt, Johannes

INTERNATIONAL SEARCH REPORT

International application No

PCT/EP2009/009096

C(Continuation). DOCUMENTS CONSIDERED TO BE RELEVANT

Category*	Citation of document, with indication, where appropriate, of the relevant passages	Relevant to claim No.
Y	WO 2004/024810 A (CIBA SC HOLDING AG [CH]; ROTZINGER BRUNO [CH]; HOFFMANN KURT [DE]; MAE) 25 March 2004 (2004-03-25) cited in the application claims 1-3,17 page 2, line 1 - page 3, line 27 page 7, line 1 - line 4 page 9, line 24 - last line page 11, line 9 - line 12 page 21, line 12 - page 23, line 6 page 28, line 1 - line 10 page 30, line 1 - line 4 page 32, line 1 - line 3 -----	1-7
Y	WO 2005/056657 A (DOW GLOBAL TECHNOLOGIES INC [US]; HO THOI H [US]; CHAM PAK-MENG [US];) 23 June 2005 (2005-06-23) cited in the application table on page 9, samples 1-3, 6, 8, 12 and 14-19; page 8, line 26 - page 9, line 19 page 3, line 5 - line 19 page 3, line 26 - page 4, line 3 table on page 9, e.g. sample 1 vs. sample 4; page 9, line 6 - line 13 -----	1-7

INTERNATIONAL SEARCH REPORT

Information on patent family members

International application No PCT/EP2009/009096

Patent document cited in search report	Publication date	Patent family member(s)	Publication date
EP 0124664	A	14-11-1984 DE 3374849 D1	21-01-1988
US 4532165	A	30-07-1985 NONE	
WO 2004024810	A	25-03-2004 AU 2003266346 A1 CA 2497368 A1 JP 2005538230 T US 2008194743 A1 US 2006167146 A1	30-04-2004 25-03-2004 15-12-2005 14-08-2008 27-07-2006
WO 2005056657	A	23-06-2005 AR 047136 A1 AU 2004297227 A1 BR PI0417262 A CA 2547157 A1 CN 101068868 A EP 1692222 A2 MX PA06006271 A RU 2375388 C2 ZA 200604411 A	11-01-2006 23-06-2005 06-03-2007 23-06-2005 07-11-2007 23-08-2006 23-08-2006 10-12-2009 28-11-2007