



US00D497145S1

(12) **United States Design Patent**
Seo

(10) **Patent No.:** **US D497,145 S**

(45) **Date of Patent:** **** Oct. 12, 2004**

(54) **PRESSURE SWITCH**

(75) Inventor: **Hideo Seo, Tsukuba (JP)**

(73) Assignee: **SMC Kabushiki Kaisha, Tokyo (JP)**

(**) Term: **14 Years**

(21) Appl. No.: **29/197,823**

(22) Filed: **Jan. 20, 2004**

(30) **Foreign Application Priority Data**

Jul. 25, 2003 (JP) 2003-021526

(51) **LOC (7) Cl.** **13-03**

(52) **U.S. Cl.** **D13/158**

(58) **Field of Search** D13/158; 92/42;
200/52 R, 83 A, 82 R, 83 J, 83 P, 83 R,
293

(56) **References Cited**

U.S. PATENT DOCUMENTS

- 3,742,166 A * 6/1973 Schaefer 200/83 SA
- 4,172,412 A * 10/1979 Sepso 92/42
- 4,243,858 A * 1/1981 Place 200/83 P
- 4,339,638 A * 7/1982 Lascelles et al. 200/52 R

- 4,540,860 A * 9/1985 Odashima et al. 200/83 C
- 4,626,636 A * 12/1986 Hickman et al. 200/83 P
- D308,193 S * 5/1990 Gaalswyk D13/158
- D437,295 S * 2/2001 Gunji et al. D13/158

* cited by examiner

Primary Examiner—Stella Reid

Assistant Examiner—Selina Sikder

(74) *Attorney, Agent, or Firm*—Frishauf, Holtz, Goodman & Chick, P.C.

(57) **CLAIM**

The ornamental design for a pressure switch, as shown and described.

DESCRIPTION

FIG. 1 is a top, front and right side perspective view of a pressure switch showing my new design;
 FIG. 2 is a front view thereof;
 FIG. 3 is a rear view thereof;
 FIG. 4 is a top plan view thereof;
 FIG. 5 is a bottom plan view thereof; and,
 FIG. 6 is a right side view thereof, the left side view being a mirror image of the right side view.

1 Claim, 4 Drawing Sheets




FIG. 1




FIG. 2

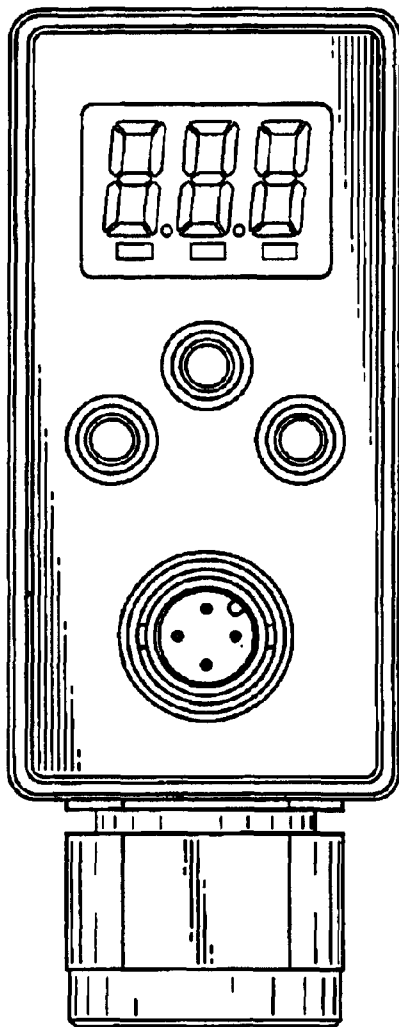


FIG. 3

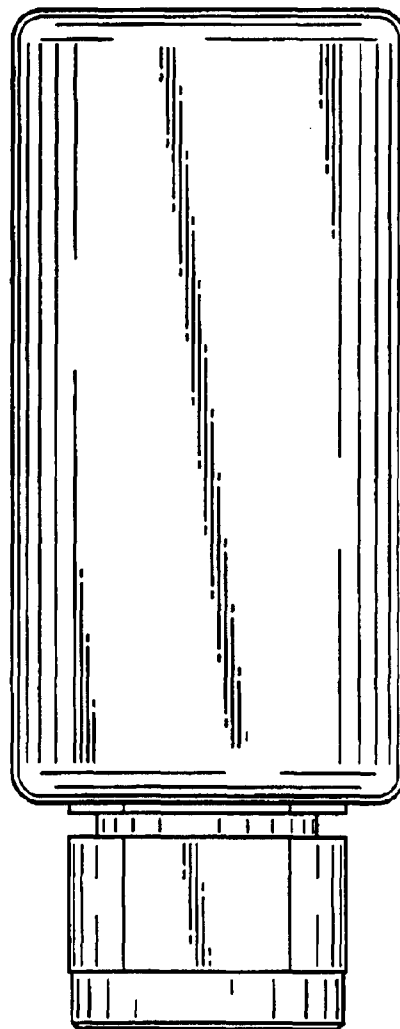


FIG. 4




FIG. 5

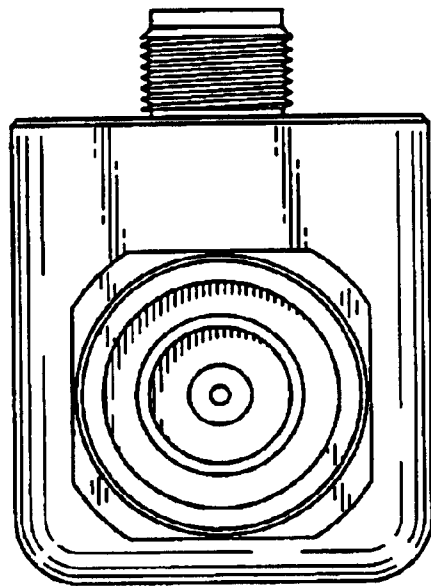


FIG. 6

