S. SUNDEL.

PORTABLE BURGLAR ALARM.

APPLICATION FILED NOV. 16, 1912.

1,099,777. Patented June 9, 1914.

Fig. 1.

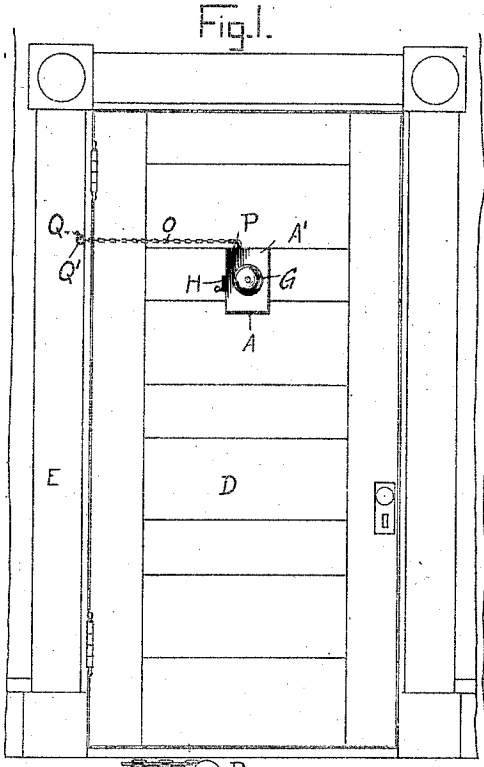

Fig. 4

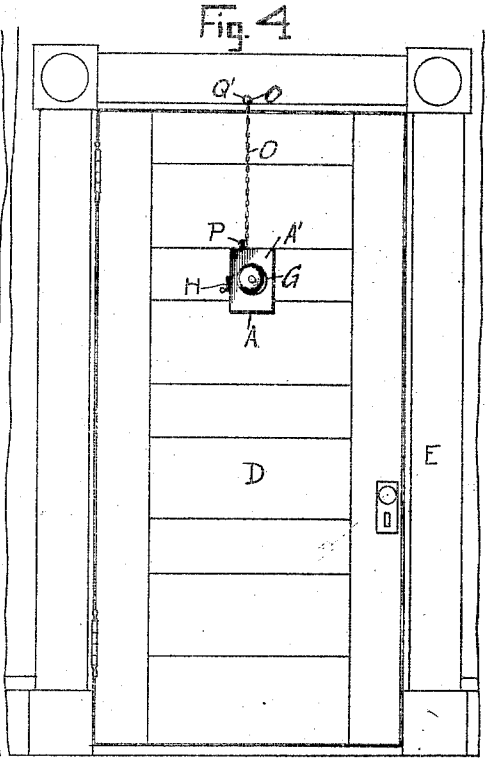

Fig. 2.

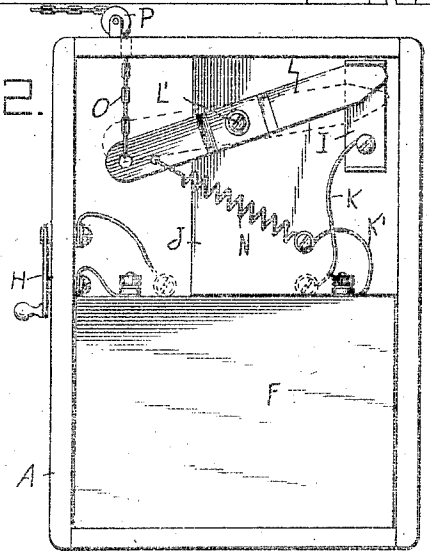

Fig. 3

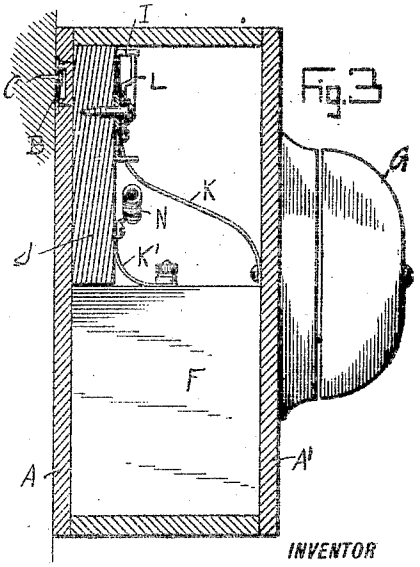

WITNESSES

C. K. Reichenbach.

Geo. G. Hoster

INVENTOR

SAMUL SUNDEL,

BY Munn & Co.

ATTORNEYS

UNITED STATES PATENT OFFICE.

SAMUEL SUNDEL, OF NEW YORK, N. Y.

PORTABLE BURGLAR-ALARM.

1,099,777. Specification of Letters Patent. Patented June 9, 1914.

Application filed November 16, 1912. Serial No. 731,735.

To all whom it may concern:

Be it known that I, SAMUEL SUNDEL, a citizen of the United States, and a resident of the city of New York, borough of the Bronx, in the county and State of New York, have invented a new and improved Portable Burglar-Alarm, of which the following is a full, clear, and exact description.

The object of the invention is to provide a new and improved portable burglar alarm designed more especially for use by traveling and other persons, and arranged for convenient attachment to a door, window or other movable part with a view to sound an alarm on movement of the part.

For the purpose mentioned, use is made of a casing provided with an electrically-actuated alarm and adapted to be temporarily or permanently fastened to a door, window or other movable part, a circuit closer for the said alarm and arranged within the casing, the said circuit closer having a fixed contact and a spring-pressed contact lever adapted to engage the said contact to close the circuit for the alarm, a flexible connection connected with the said contact lever and extending to the outside of the casing, and retaining means fixed on a stationary part adjacent the movable part and engaged by the said flexible connection to hold the said contact lever normally out of engagement with the said fixed contact and to release the said contact lever on movement of the movable part.

A practical embodiment of the invention is represented in the accompanying drawings forming a part of this specification, in which similar characters of reference indicate corresponding parts in all the views.

Figure 1 is a face view of the portable burglar alarm as applied to a door; Fig. 2 is an enlarged face view of the portable burglar alarm with the cover of the casing removed; Fig. 3 is a transverse section of the same; and Fig. 4 is a face view of the portable burglar alarm as applied to a door and showing a modified form of attachment of the flexible connection.

The portable burglar alarm is mounted in a casing A provided on its back with an apertured plate B (see Fig. 3) adapted to engage a nail or screw C on a door D or other movable part such as a window or the like and on which the burglar alarm is to be used either temporarily or permanently. As shown in Figs. 1 and 4, the casing A is attached to a door D mounted to swing in the usual manner on the door casing E. Within the casing A is arranged a battery F, of any approved construction, for supplying electrical energy to an electrically-actuated bell G mounted on the outside of the cover A′ of the casing A. The electric circuit for the bell G is provided with a manually-controlled switch H mounted exteriorly on one side of the casing A, as plainly indicated in Figs. 1, 2 and 4, so as to permit the user to close or open the circuit.

In the circuit is arranged a circuit closer consisting essentially of a contact plate I secured to a block J held within the casing A, and the said contact I is connected with one wire K of the circuit. The contact I is adapted to be engaged by one end of a contact lever L fulcrumed at or near its middle at L′ on the block J, and the other end of the lever is pressed on by a spring N fastened to the block J and connected with the wire K′ of the electric circuit so that when the lever L engages the contact plate I the circuit is closed. It is understood that normally the spring N holds the lever L in contact with the contact I, but during the time the portable burglar alarm is not used the switch H is thrown in disengaged position, and only during the time the burglar alarm is used the switch H closes the circuit.

Now when the portable burglar alarm is used, the contact lever L is held in non-circuit closing position, as indicated in dotted lines in Fig. 2, and for this purpose the following arrangement is made: The end of the lever L connected with the spring N is also connected with one end of a chain, cable or other flexible connection O extending through an opening in the top of the casing A to the outside thereof, and the flexible connection passes over a guide pulley P journaled on the top of the casing A. The flexible connection O terminates at its outer end in a ring O′ adapted to be hooked onto a hook Q secured to the side of the door casing E carrying the door hinges, as plainly indicated in Fig. 1. The hook Q is so located that when the ring O′ engages the hook the lever L is swung into dormant position against the tension of the spring N. Now in case an unauthorized person opens the door D then the flexible connection becomes slack and in doing so it allows the

spring N to swing the lever L into closed position, that is, in engagement with the contact I thus closing the circuit and sounding the alarm.

Instead of attaching the ring O' of the chain O to a hook Q, as shown in Fig. 1, the said ring O' may be hooked onto a headless nail Q' attached to the top of the door casing E, as indicated in Fig. 4, so that when the door D is swung open, the ring O' readily slides off the headless nail Q' thus releasing the lever L and allowing the same to swing into engagement with the contact I by the action of the spring N, it being understood that when this takes place the alarm is sounded.

From the foregoing it will be seen that by the arrangement described the alarm is sounded as soon as the door, window or similar part is opened by an unauthorized person.

The burglar alarm shown and described is very simple in construction and can be readily carried along in a trunk, satchel or the like to permit its use in hotels and other places, as it can be temporarily attached to a door, window or the like, and set so as to sound an alarm in case such door or window is opened.

Having thus described my invention, I claim as new and desire to secure by Letters Patent:

A portable burglar alarm comprising a casing adapted to be secured to a door or window, a battery in the casing, a bell on the casing, an electric circuit for the bell, a manually controlled switch for the circuit, a contact in the casing and connected with one of the wires of the circuit, a pivoted contact lever adapted to engage the said contact, a spring having one end fixed and its other end secured to the lever and tending to hold the lever in engagement with the contact, the fixed end of the spring being connected with the other wire of the circuit, and a flexible connection connected with the said lever and extending out through the casing, said flexible connection being adapted to be connected with the frame of the door or window so as to be released upon opening the door or window to permit the spring to move the lever into engagement with the contact to close the circuit.

In testimony whereof I have signed my name to this specification in the presence of two subscribing witnesses.

SAMUEL SUNDEL.

Witnesses:

THEO. G. HOSTER,

PHILIP D. ROLLHAUS.