

(12) PATENT
(19) AUSTRALIAN PATENT OFFICE

(11) Application No. **AU 200010983 B2**
(10) Patent No. **758475**

(54) Title
Biodegradable low molecular weight triblock polyester
polyethylene glycol copolymers having reverse thermal gelation
properties

(51)⁶ International Patent Classification(s)
C08G 063/91 C08L 067/00

(21) Application No: 200010983 (22) Application Date: 1999 . 09 . 30

(87) WIPO No: WO00/18821

(30) Priority Data

(31) Number	(32) Date	(33) Country
09/164865	1998 . 10 . 01	US
09/396589	1999 . 09 . 15	US

(43) Publication Date : 2000 . 04 . 17
(43) Publication Journal Date : 2000 . 06 . 08
(44) Accepted Journal Date : 2003 . 03 . 20

(71) Applicant(s)
Macromed, Inc.

(72) Inventor(s)
Ramesh C. Rathi; Gaylen M. Zentner; Byeongmoon Jeong

(74) Agent/Attorney
F.B. RICE and CO., 139 Rathdowne Street, CARLTON VIC 3053

(56) Related Art
AU 96780/98
US 5702717
WO 97/15389

PCT

WORLD INTELLECTUAL PROPERTY ORGANIZATION
International Bureau



70983/00

INTERNATIONAL APPLICATION PUBLISHED UNDER THE PATENT COOPERATION TREATY (PCT)

(51) International Patent Classification ⁷ : C08G 63/91, C08L 67/00		A1	(11) International Publication Number: WO 00/18821
			(43) International Publication Date: 6 April 2000 (06.04.00)
(21) International Application Number: PCT/US99/22755		(81) Designated States: AE, AL, AM, AT, AU, AZ, BA, BB, BG, BR, BY, CA, CH, CN, CR, CU, CZ, DE, DK, DM, EE, ES, FI, GB, GD, GE, GH, GM, HR, HU, ID, IL, IN, IS, JP, KE, KG, KP, KR, KZ, LC, LK, LR, LS, LT, LU, LV, MD, MG, MK, MN, MW, MX, NO, NZ, PL, PT, RO, RU, SD, SE, SG, SI, SK, SL, TJ, TM, TR, TT, UA, UG, UZ, VN, YU, ZA, ZW, ARIPO patent (GH, GM, KE, LS, MW, SD, SL, SZ, TZ, UG, ZW), Eurasian patent (AM, AZ, BY, KG, KZ, MD, RU, TJ, TM), European patent (AT, BE, CH, CY, DE, DK, ES, FI, FR, GB, GR, IE, IT, LU, MC, NL, PT, SE), OAPI patent (BF, BJ, CF, CG, CI, CM, GA, GN, GW, ML, MR, NE, SN, TD, TG).	
(22) International Filing Date: 30 September 1999 (30.09.99)			
(30) Priority Data: 09/164,865 1 October 1998 (01.10.98) US 09/396,589 15 September 1999 (15.09.99) US			
(71) Applicant: MACROMED, INC. [US/US]; Suite 205, 419 Wakara Way, Salt Lake City, UT 84108 (US).			
(72) Inventors: RATHI, Ramesh, C.; 1032 E 400 S #401B, Salt Lake City, UT 84102 (US). ZENTNER, Gaylen, M.; 6312 S Colleton Circle, Salt Lake City, UT 84121 (US). JEONG, Byeongmoon; 714 S Arapleen Drive, Salt Lake City, UT 84108 (US).			
(74) Agents: WESTERN, M., Wayne et al.; Thorpe, North & Western, LLP, P.O. Box 1219, Sandy, UT 84091 (US).		Published <i>With international search report. Before the expiration of the time limit for amending the claims and to be republished in the event of the receipt of amendments.</i>	
(54) Title: BIODEGRADABLE LOW MOLECULAR WEIGHT TRIBLOCK POLYESTER POLYETHYLENE GLYCOL COPOLYMERS HAVING REVERSE THERMAL GELATION PROPERTIES			
(57) Abstract <p>A water soluble, biodegradable ABA- or BAB-type tri-block polymer is disclosed that is made up of a major amount of a hydrophobic A polymer block made of a biodegradable polyester and a minor amount of a hydrophilic polyethylene glycol(PEG) B polymer block, having an overall average molecular weight of between about 2000 and 4990, and that possesses reverse thermal gelation properties. Effective concentrations of the tri-block polymer and a drug may be uniformly contained in an aqueous phase to form a drug delivery composition. At temperatures below the gelation temperature of the tri-block polymer the composition is a liquid and at temperatures at or above the gelation temperature the composition is a gel or semi-solid. The composition may be administered to a warm-blooded animal as a liquid by parenteral, ocular, topical, inhalation, transdermal, vaginal, transurethral, rectal, nasal, oral, pulmonary or aural delivery means and is a gel at body temperature. The composition may also be administered as a gel. The drug is released at a controlled rate from the gel which biodegrades into non-toxic products. The release rate of the drug may be adjusted by changing various parameters such as hydrophobic/hydrophilic component content, polymer concentration, molecular weight and polydispersity of the tri-block polymer. Because the tri-block polymer is amphiphilic, it functions to increase the solubility and/or stability of drugs in the composition.</p>			

**BIODEGRADABLE LOW MOLECULAR WEIGHT TRIBLOCK
POLYESTER POLYETHYLENE GLYCOL COPOLYMERS HAVING
REVERSE THERMAL GELATION PROPERTIES**

5 The present invention relates to water soluble, low molecular weight, thermosensitive, biodegradable block copolymers having an high weight percentage(at least 50 percent) of hydrophobic block(s), and their use for parenteral, ocular, topical, transdermal, vaginal, buccal, transmucosal, pulmonary, transurethral, rectal, nasal, oral, or aural administration of drugs. This invention is
10 made possible by the use of thermosensitive biodegradable triblock polymers based on biodegradable polyester and polyethylene glycol(PEG) blocks, which are described in detail hereinafter. The system is based on the discovery that only a select subset of such block copolymers with relatively low molecular weights and relatively high hydrophobic block polymer content exist as clear solutions at, or
15 about, 5°C to 25°C in water but, when the temperature is raised to about body temperature (typically 37°C for humans), they spontaneously interact to form semisolid hydrogels (i.e., gels) that contain a high percentage of water entrapped within the gel network and yet are substantially insoluble in water.

20 **BACKGROUND OF THE INVENTION
AND SUMMARY OF PRIOR ART**

 Recently, many peptide/protein drugs, effective for a variety of therapeutic applications, have become commercially available through advances in recombinant DNA and other technologies. However, polypeptides or proteins,
25 with their high molecular weight, degradation by gastrointestinal tract enzymes, and short half-life in the body are limited to parenteral administration by such routes as intravenous or intramuscular and subcutaneous injection. Many peptide drugs are of limited solubility and/or stability in conventional liquid carriers and are therefore difficult to formulate and administer. Also, in many cases, numerous
30 administrations are required to get the expected therapeutic effect for an extended period of time. Long-term, controlled delivery of such polypeptides or proteins is essential to provide for the practical application of these medications and to utilize advanced biotechnology derived drugs. Another problem is patient compliance.

It is often difficult to get a patient to follow a prescribed dosage regimen, particularly when the prescription is for a chronic disorder and the drug has acute side effects. Therefore, it would be highly desirable to provide a system for the delivery of drugs, polypeptide and protein drugs in particular, at a controlled rate over a sustained period of time without the above mentioned problems in order to optimize the therapeutic efficacy, minimize the side effects and toxicity, and thereby increase the efficacy and increase patient compliance.

Drug loaded polymeric devices and dosage forms have been investigated for long term, therapeutic treatment of different diseases. An important property of the polymer is biodegradability, meaning that the polymer can break down or degrade within the body to nontoxic components either concomitant with the drug release, or, after all the drug has been released. Furthermore, techniques, procedures, solvents and other additives used to fabricate the device and load the drug should result in dosage forms that are safe for the patient, minimize irritation to surrounding tissue, and be a compatible medium for the drug. Currently, biodegradable implantable controlled release devices are fabricated from solid polymers such as polyglycolic acid, polylactic acid, or copolymers of glycolic and lactic acid. Due to the hydrophobic properties of these polymers, drug loading and device fabrication using these materials requires organic solvents, for example, methylene chloride, chloroform, acetic acid or dimethyl formamide. Due to the toxic nature of some solvents, extensive drying to remove excess solvent is generally required after this process. In most cases the final polymeric device is fabricated in a distinct solid shape (e.g., sphere, slab or rod) requiring an implantation procedure which often results in trauma to tissue.

Currently there are few synthetic or natural polymeric materials which can be used for the controlled delivery of drugs, including peptide and protein drugs, because of the strict regulatory compliance requirements, such as biocompatibility, having a clearly defined degradation pathway, and safety of the degradation products. The most widely investigated and advanced biodegradable polymers in regard to available toxicological and clinical data are the aliphatic poly(α -hydroxy acids), such as poly(D,L- or L- lactic acid) (PLA) and poly(glycolic acid) (PGA) and their copolymers (PLGA). These polymers are commercially available and are

presently being used as bioresorbable sutures. An FDA-approved system for controlled release of leuprolide acetate, the Lupron Depot™, is also based on PLGA copolymers. The Lupron Depot™ consists of injectable microspheres, which release leuprolide acetate over a prolonged period (e.g., about 30 days) for the treatment of prostate cancer. Based on this history of use, PLGA copolymers have been the materials of choice in the initial design of parenteral controlled release drug delivery systems using a biodegradable carrier.

Even though there has been some limited success, these polymers have problems associated with their physicochemical properties and methods of fabrication. Hydrophilic macromolecules, such as polypeptides, cannot readily diffuse through hydrophobic matrices or membranes of polylactides. Drug loading and device fabrication using PLA and PLGA often requires toxic organic solvents, and the solid dosage form may mechanically induce tissue irritation.

A.S. Sawhney and J.A. Hubbell, J. Biomed. Mat. Res., 24, 1197-1411 (1990), synthesized terpolymers of D,L-lactide, glycolide and ε-caprolactone which degrade rapidly *in vitro*. For example, a terpolymer composition of 60% glycolide, 30% lactide, and 10% ε-caprolactone exhibited a half-life of 17 days. The hydrophilicity of the material was increased by copolymerization with a poloxamer surfactant (Pluronic F-68). This poloxamer is a block copolymer comprising about 80% by weight of a relatively hydrophobic poly(oxypropylene) block and 20% by weight of a hydrophilic poly(oxyethylene) block. Copolymerization with the poloxamer resulted in a stronger and partly crystalline material which was mechanically stable at physiological temperatures (e.g. 37°C) in water. The half-life of this copolymer was slightly increased compared to the base polymer. However, it is known that poloxamer-type surfactants are not biodegradable.

An optimum material for use as an injectable or implantable polymeric drug delivery device should be biodegradable, compatible with hydrophilic or hydrophobic drugs, and allow fabrication with simple, safe solvents, such as water, and not require additional polymerization or other covalent bond forming reactions following administration.

One system, which can be fabricated in aqueous solution is a class of block copolymers referenced above and marketed under the Pluronic™ tradename. These copolymers are composed of two different polymer blocks, i.e. hydrophilic poly(oxyethylene) blocks and hydrophobic poly(oxypropylene) blocks to make up a triblock of poly(oxyethylene)-poly(oxypropylene)-poly(oxyethylene). The triblock copolymers absorb water to form gels which exhibit reverse thermal gelation behavior. However, the Pluronic™ system is nonbiodegradable and the gel properties (water soluble gel) and drug release kinetics (very rapid) from those gels have not proven useful and are in need of substantial improvement.

There is a strong need for hydrophilic biodegradable materials which can be used to incorporate water soluble polypeptide drugs in solution. A.S. Sawhney et al., *Macromolecules*, Vol 26, No. 4, 581-589 (1993) synthesized macromers having a polyethylene glycol central block, extended with oligomers of α -hydroxy acids such as oligo(D,L-lactic acid) or oligo(glycolic acid) and terminated with acrylate groups. Using nontoxic photoinitiators, these macromers can be rapidly polymerized with visible light. Due to the multifunctionality of the macromers, polymerization results in the formation of crosslinked gels. The gels degrade upon hydrolysis of the oligo(α -hydroxy acid) regions into polyethylene glycol, the α -hydroxy acid, and oligo(acrylic acid), and their degradation rates can be tailored by appropriate choice of the oligo(α -hydroxy acid) from less than 1 day to up to 4 months. However, in this system, an additional component, a photoinitiator, is employed, as well as an additional covalent bond-forming photocrosslinking reaction. Highly variable person-to-person performance would result with this approach due to interperson differences in skin thickness and opacity.

Okada et al., Japanese Patent 2-78629 (1990), synthesized biodegradable block copolymeric materials by transesterification of poly(lactic acid) (PLA) or poly(lactic acid)/glycolic acid (PLGA) and polyethylene glycol (PEG). The molecular weight range for PLGA was 400 to 5,000 and for PEG, 200 to 2,000. The mixture was heated at 100°C to 250°C for 1 to 20 hours under a nitrogen atmosphere. The product was miscible with water and formed a hydrogel; however, it precipitated in water above room temperature. In other words, the water solubility and interpolymer chain interactions changed with temperature.

This polymer is similar to the polymers described in the Churchill patents discussed below and is utilized as an aqueous suspension or molded into a solid block for implantation. There is no indication that this polymer exhibits properties of reverse thermal gelation and so has to be injected as a solution instead of as a colloidal suspension of polymer.

T. Matsuda, ASAIO Journal, M512-M517 (1993) used a biodegradable polymeric gel to deliver a potent peptidyl antiproliferative agent, angiopeptin, to prevent the myointimal hyperplasia that occurs when a diseased vessel is replaced with an artificial graft or treated by an intravascular device. A highly viscous liquid of a block copolymer composed of poly(lactic acid) and polyethylene glycol (PLA-PEG) block segments was used as an *in situ* coatable drug carrier. The materials were supplied by Taki Chemical Co., Ltd., Hyogo, Japan. A prolonged slow release of angiopeptin from the polymer gel, consisting of 0.5g PLA-PEG and 0.5 mg angiopeptin, was observed *in vitro* over a few weeks when the gel was kept in a buffer solution maintained at 37°C. No early burst release of angiopeptin was observed. Based on these results, the local sustained angiopeptin release from the biodegradable polymeric gel that was coated onto the injured vessel *in vivo* was theorized to be effective.

L. Martini et al., J. Chem. Soc., Faraday Trans., 90(13), 1961-1966 (1994) synthesized very low molecular weight ABA type triblock copolymers by incorporating hydrophobic poly(ϵ -caprolactone), which is known to be subject to degradation *in vivo* by hydrolytic chain scission involving the ester linkages, and reported the solution properties of the PCL-PEG-PCL block copolymers. Clouding was observed visually when an aqueous solution of the block copolymers was slowly heated. The cloud points of 2 wt% aqueous solutions of the copolymers were 65°C and 55°C for PCL-PEG-PCL (450:4000:450) and PCL-PEG-PCL (680:4000:680), respectively. Reversible gelation on cooling of the solutions of PCL-PEG-PCL (680:4000:680) was observed at critical concentrations and temperatures ranging from 13% at 25°C to 30% at 80°C. No lower gel/sol transition was observed on further cooling the solutions to 0°C. The *in vitro* degradation rate of PCL-PEG-PCL (680:4000:680) was very slow. Only

about a 20% decrease in molar mass (from GPC) was observed over a 16 week period. Such slow degradation is insufficient for a practical drug delivery vehicle.

Churchill et al, U.S. Patents 4,526,938 and 4,745,160 show copolymers that are either self-dispersible or can be made self-dispersible in aqueous solutions.

5 These copolymers are ABA triblock or AB block copolymers composed of hydrophobic A-blocks, such as polylactide (PLA) or poly(lactide-co-glycolide)(PLGA), weight of less than 5000 are functional. Furthermore, there is no exemplification of ABA type polymers other than high molecular weight without the use of organic solvents and hydrophilic B-blocks, such as polyethylene glycol
10 (PEG) or polyvinyl pyrrolidone. Preferably, to be self-dispersible in water without the use of organic solvents, these polymers must contain more than 50% by weight of hydrophilic (B-block) component as compared to hydrophobic (A block) component or, are copolymers where the hydrophobic component (A block) has an average molecular weight of less than 5,000. Although polymers
15 having an average molecular weight as low as 1000 are mentioned, there is no direct teaching of use of such polymers, or that ABA type polymers having a molecular weight polymers having a hydrophobic content of at least 50% by weight. There is no indication that without the use of organic solvents these block copolymers are soluble in aqueous solutions at any temperature, nor is there any
20 indication that drug/polymers can be administered as a solution. Rather, administration is disclosed as a colloidal suspension of the polymer, or, drug/polymer dispersions are freeze dried into a powder and processed by compression molding to form a solid suitable for use as an implantable depot formulation. Aqueous drug/polymer suspensions or dispersions are two phase
25 systems wherein the dispersed polymer phase is suspended in the continuous aqueous phase. Such dispersions are not suitable for use in situations where sterile filtering processes are required to remove bacterial or other toxic particulates, as any such process would also remove the drug/polymer particles and result in sub-therapeutic doses. ABA-type block copolymers that are water soluble and that gel
30 thermally are not included in the Churchill, et al., patents.

From the above discussion it is to be observed that known thermally reversible gels (e.g., Pluronics™) are not inherently useful as drug delivery

systems. Although there are block copolymers that possess reverse thermal gelation properties, these gels lack critical characteristics necessary for control of drug release over a sustained period and present toxicity or bio-compatibility issues owing to their non-biodegradability. Thus, while the property of reverse thermal gelation is universally recognized as unique and potentially highly useful in the field of drug delivery, there has yet to be a system developed that possesses the properties necessary for a viable system.

OBJECTS AND SUMMARY OF THE INVENTION

It is an object of the present invention to provide low molecular weight triblock copolymer drug delivery systems that are biodegradable, exhibit reverse thermal gelation behavior, namely, exist as a liquid solution at low temperatures, reversibly form gels at physiologically relevant temperatures, and provide good drug release characteristics.

A further object of this invention is to provide a drug delivery system for the parenteral administration of hydrophilic and hydrophobic drugs, peptide and protein drugs, hormones, genes/nucleic acids, oligonucleotides and anti-cancer agents.

Yet another object of this invention is to provide a method for the parenteral administration of drugs in a biodegradable polymeric matrix resulting in the formation of a gel depot within the body, from which the drugs are released at a controlled rate.

These and other objects are accomplished by means of a biodegradable ABA- or BAB-type block copolymer having an average molecular weight of between about 2000 and 4990 consisting of about 51 to 83% by weight of an hydrophobic A polymer block comprising a biodegradable polyester and about 17 to 49% by weight of a hydrophilic B polymer block consisting of polyethylene glycol(PEG). Preferably, the biodegradable polyester is synthesized from monomers selected from the group consisting of D,L-lactide, D-lactide, L-lactide, D,L-lactic acid, D-lactic acid, L-lactic acid, glycolide, glycolic acid, ϵ -caprolactone, ϵ -hydroxy hexanoic acid, γ -butyrolactone, γ -hydroxy butyric acid, δ -valerolactone, δ -hydroxy valeric acid, hydroxybutyric acids, malic acid, and

copolymers thereof. More preferably, the biodegradable polyester is synthesized from monomers selected from the group consisting of D,L-lactide, D-lactide, L-lactide, D,L-lactic acid, D-lactic acid, L-lactic acid, glycolide, glycolic acid, ϵ -caprolactone, ϵ -hydroxy hexanoic acid, and copolymers thereof. Most preferably, the biodegradable polyester is synthesized from monomers selected from the group consisting of D,L-lactide, D-lactide, L-lactide, D,L-lactic acid, D-lactic acid, L-lactic acid, glycolide, glycolic acid, and copolymers thereof.

Polyethylene glycol (PEG) is also sometimes referred to as poly(ethylene oxide) (PEO) or poly(oxyethylene) and the terms can be used interchangeably for the purposes of this invention.

In the hydrophobic A-block, the lactate content is between about 20 to 100, preferably between about 20 to 80 mole percent and most preferably between about 50 to 80 mole percent. The glycolate content is between about 0 and 80 mole percent, preferably between about 20 to 80 mole percent and most preferably between about 20 to 50 mole percent.

In one aspect, the present invention provides a biodegradable ABA- or BAB-type tri-block polymer, characterized by said ABA triblock comprising:

- i) 51 to 83% by weight of a biodegradable, hydrophobic A polymer block comprising a biodegradable polyester, and
- ii) 17 to 49% by weight of a biodegradable, hydrophilic B polymer block comprising a polyethylene glycol(PEG),

wherein said tri-block copolymer has an average molecular weight of between about 2000 to 4990 and possesses reverse thermal gelation properties.

Additional objects and advantages of this invention will become apparent from the following summary and detailed description of the various embodiments making up this invention.

As used herein the following terms shall have the assigned meanings:

"Parenteral" shall mean intramuscular, intraperitoneal, intra-abdominal, subcutaneous, and, to the extent feasible, intravenous and intraarterial.

"Gelation temperature" means the temperature at which the biodegradable block copolymer undergoes reverse thermal gelation, i.e. the temperature below which the block copolymer is soluble in water and above which the block copolymer undergoes phase transition to increase in viscosity or to form a semi-solid gel.

The terms "gelation temperature" and "reverse thermal gelation temperature" or the like shall be used interchangeably in referring to the gelation temperature.



8a

"Polymer solution," "aqueous solution" and the like, when used in reference to a biodegradable block copolymer contained in such solution, shall mean a water based solution having such block copolymer dissolved therein at a



functional concentration, and maintained at a temperature below the gelation temperature of the block copolymer.

"Reverse thermal gelation" is the phenomena whereby a solution of a block copolymer spontaneously increases in viscosity, and in many instances transforms into a semisolid gel, as the temperature of the solution is increased above the gelation temperature of the copolymer. For the purposes of the invention, the term "gel" includes both the semisolid gel state and the high viscosity state that exists above the gelation temperature. When cooled below the gelation temperature, the gel spontaneously reverses to reform the lower viscosity solution. This cycling between the solution and the gel may be repeated *ad infinitum* because the sol/gel transition does not involve any change in the chemical composition of the polymer system. All interactions to create the gel are physical in nature and do not involve the formation or breaking of covalent bonds.

"Drug delivery liquid" or "drug delivery liquid having reverse thermal gelation properties" shall mean a polymer solution that contains drug (the drug *per se* can either be dissolved or colloidal) suitable for administration to a warm-blooded animal which forms a gelled drug depot when the temperature is raised to or above the gelation temperature of the block copolymer.

"Depot" means a drug delivery liquid following administration to a warm-blooded animal which has formed a gel upon the temperature being raised to or above the gelation temperature.

"Gel" means the semi-solid phase that spontaneously occurs as the temperature of the "polymer solution" or "drug delivery liquid" is raised to or above the gelation temperature of the block copolymer.

"Aqueous polymer composition" means either a drug delivery liquid or a gel comprised of the water phase having uniformly contained therein a drug and the biodegradable block copolymer. At temperatures below the gelation temperature the copolymer may be soluble in the water phase and the composition will be a solution. At temperatures at or above the gelation temperature the copolymer will solidify to form a gel with the water phase, and the composition will be a gel or semi-solid.

"Biodegradable" means that the block copolymer can chemically break down or degrade within the body to form nontoxic components. The rate of degradation can be the same or different from the rate of drug release.

5 "Drug" shall mean any organic or inorganic compound or substance having bioactivity and adapted or used for a therapeutic purpose. Proteins, hormones, anti-cancer agents, oligonucleotides, DNA, RNA and gene therapies are included under the broader definition of drug.

10 "Peptide," "polypeptide," "oligopeptide" and "protein" shall be used interchangeably when referring to peptide or protein drugs and shall not be limited as to any particular molecular weight, peptide sequence or length, field of bioactivity or therapeutic use unless specifically stated.

15 "Poly(lactide-co-glycolide)" or "PLGA" shall mean a copolymer derived from the condensation copolymerization of lactic acid and glycolic acid, or, by the ring opening polymerization of α -hydroxy acid precursors, such as lactide or glycolide. The terms "lactide," "lactate," "glycolide" and "glycolate" are used interchangeably.

"Poly(lactide)" or "PLA" shall mean a polymer derived from the condensation of lactic acid or by the ring opening polymerization of lactide. The terms "lactide" and "lactate" are used interchangeably.

20 "Biodegradable polyesters" refer to any biodegradable polyesters, which are preferably synthesized from monomers selected from the group consisting of the group consisting of D,L-lactide, D-lactide, L-lactide, D,L-lactic acid, D-lactic acid, L-lactic acid, glycolide, glycolic acid, ϵ -caprolactone, ϵ -hydroxy hexanoic acid, γ -butyrolactone, γ -hydroxy butyric acid, δ -valerolactone, δ -hydroxy valeric acid, hydroxybutyric acids, malic acid, and copolymers thereof.

25 — Therefore, the present invention is based on the discovery of ABA- or BAB-type block copolymers, where the A-blocks are relatively hydrophobic A polymer block comprising a biodegradable polyester, and the B-blocks are relatively hydrophilic B polymer block comprising polyethylene glycol (PEG),
30 having a hydrophobic content of between about 51 to 83% by weight and an overall block copolymer molecular weight of between about 2000 and 4990, and which exhibit water solubility at low temperature and undergo reversible thermal

gelation at mammalian physiological body temperatures. With such high hydrophobic content it is unexpected that such block copolymers would be water soluble. It is generally taught that any polymer having a hydrophobic content in excess of 50% by weight is substantially insoluble in water and can only be made appreciably soluble in aqueous systems, if at all, when a certain amount of an organic co-solvent has been added.

Therefore, basic to the present invention is the utilization of a block copolymer having hydrophobic or "A" block segments and hydrophilic or "B" block segments. Generally the block copolymer will be ABA- or BAB-type tri-block copolymers. However, the block copolymer could also be a multiblock copolymer having repeating BA or AB units to make A(BA)_n or B(AB)_n copolymers where n is an integer of from 2 to 5.

Both ABA and BAB type triblock copolymers may be synthesized by ring opening polymerization, or condensation polymerization according to reaction schemes disclosed in U.S. Pat. No. 5,702,717, and US Patent No. 6,117,949 filed on Oct. 1, 1998, and fully incorporated herein by reference.

The block copolymers that have utility as disclosed in this invention meet the criteria summarized in Table 1, namely having compositional make-up within the indicated ranges that result in block copolymers that demonstrate the desired reverse thermal gelling behavior. For purposes of disclosing molecular weight parameters, all reported molecular weight values are based on measurements by NMR or GPC (gel permeation chromatography) analytical techniques. The reported average molecular weights and number average molecular weights were determined by GPC and NMR respectively. The reported lactide/glycolide ratio was calculated from NMR data. GPC analysis was performed on a Styragel HR-3 column calibrated with PEG using RI detection and chloroform as the eluent, or on a combination of Phenogel, mixed bed, and Phenogel, 500 Å columns calibrated with PEG using RI detection and tetrahydrofuran as the eluent. NMR spectra were taken in CDCl₃ on a Bruker 200 MHz instrument.



Table 1

5	Total weight average molecular weight: 2000 to 4990
	PEG content: 17 to 49% by weight
	Total polyester content: 51 to 83% by weight
10	Lactate content: 20 to 100 mole percent
	Glycolate content: 0 to 80 mole percent
	Behavior: ▶ water soluble below the gelation temperature; ▶ gels above the gelation temperature

15

20

25

30

The biodegradable, hydrophobic A polymer block comprising a polyester synthesized from monomers selected from the group consisting of D,L-lactide, D-lactide, L-lactide, D,L-lactic acid, D-lactic acid, L-lactic acid, glycolide, glycolic acid, ϵ -caprolactone, ϵ -hydroxy hexanoic acid, γ -butyrolactone, γ -hydroxy butyric acid, δ -valerolactone, δ -hydroxy valeric acid, hydroxybutyric acids, malic acid, and copolymers thereof. Calculating from the values for total molecular weight and percent by weight of A and B polymer blocks as given in Table 1, and assuming that the weight average molecular weight of each of the A-blocks in an ABA triblock copolymer or the B-blocks in a BAB triblock copolymer are essentially the same, the average molecular weight of polymeric A block is between about 600 and 3000.

By similar calculations, the hydrophilic B-block segment is preferably polyethylene glycol (PEG) having an average molecular weight of between about 500 and 2200.

Both ABA and BAB type triblock copolymers may be synthesized by ring opening polymerization, or condensation polymerization according to reaction schemes disclosed in U.S. Patent 5,702,717 and



US Patent No. 6,004,573, hereby fully incorporated by reference. For example, the B(PEG) blocks may be coupled to the A blocks(polyesters) by ester or urethane links and the like. Condensation polymerization and ring opening polymerization procedures may be utilized as may the coupling of a monofunctional hydrophilic B block to either
 5 end of a difunctional hydrophobic A block in the presence of coupling agents such as isocyanates. Furthermore, coupling reactions may follow activation of functional groups with activating agents such as carbonyl diimidazole, succinic anhydride, N-Hydroxy succinimide and *p*-nitrophenyl chloroformate and the like.

10 The hydrophilic B-block is formed from PEG of appropriate molecular weights. PEG was chosen as the hydrophilic, water-soluble block because of its unique biocompatibility, nontoxicity, hydrophilicity, solubilization properties, and rapid clearance from a patient's body.

15 The hydrophobic A-blocks are utilized because of their biodegradable, biocompatible, and solubilization properties. The *in vitro* and *in vivo* degradation of these hydrophobic, biodegradable polyester A-blocks is well understood and the degradation products are naturally occurring compounds that are readily metabolized and/or eliminated by the patient's body.

20 Surprisingly, the total weight percentage of the hydrophobic polyester A-block, relative to that of the hydrophilic PEG B-block, is high, e.g. between about 51 to 83% by weight, and most preferably between about 65 to 78% by weight, yet the resulting triblock polymer retains the desirable water solubility and reverse thermal gelation
 25 properties. It is an unexpected discovery that a block copolymer with such a large proportion of hydrophobic component would be water soluble below normal room temperatures, such as refrigerator temperatures (5°C). It is believed that this desirable solubility characteristic is made possible by maintaining an overall low molecular weight of the entire triblock copolymer of between about 2000 and 4990. Thus, water
 30 soluble biodegradable block copolymers possessing thermally reversible gelation properties are prepared wherein the hydrophilic B-block or blocks make up about 17 to 49% by weight of the copolymer and the hydrophobic A-block or blocks make up about 51 to 83% by weight of the copolymer. In a preferred embodiment, the A-blocks(polyesters)



may comprise between about 65 to 78% by weight of the copolymer and the PEG B-blocks may comprise between about 22 to 35% by weight of the copolymer. Furthermore, the preferred overall average molecular weight of the entire triblock copolymer will be between about 2800 and 4990.

5 The concentration at which the block copolymers are soluble at temperatures below the gelation temperature may be considered as the functional concentration. Generally speaking, block copolymer concentrations of as low as 3% and up to about 50% by weight can be used and still be functional. However, concentrations in the range of about 5 to 40% are preferred and concentrations in
10 the range of about 10-30% by weight are most preferred. In order to obtain a viable gel phase transition with the copolymer, a certain minimum concentration, e.g. 3% by weight, is required. At the lower functional concentration ranges, phase transition may result in the formation of a weak gel. At higher concentrations, a strong gel network is formed.

15 The mixture of the biodegradable copolymer and peptide/protein drugs, and/or other types of drugs, may be prepared as an aqueous solution of the copolymer below the gelation temperature to form a drug delivery liquid where the drug may be either partially or completely dissolved. When the drug is partially dissolved, or when the drug is essentially insoluble, the drug exists in a
20 colloidal state such as a suspension or emulsion. This drug delivery liquid is then administered parenterally, topically, transdermally, transmucosally, inhaled, or inserted into a cavity such as by ocular, vaginal, transurethral, rectal, nasal, oral, buccal, pulmonary or aural administration to a patient, whereupon it will undergo a reversible thermal gelation since body temperature will be above the gelation
25 temperature.

 This system will cause minimal toxicity and minimal mechanical irritation to the surrounding tissue due to the biocompatibility of the materials and pliability of the gel, and will be completely biodegraded to lactic acid, glycolic acid, and other corresponding monomers within a specific time interval. The drug release,
30 gel strength, gelation temperature and degradation rate can be controlled by proper design and preparation of the various copolymer blocks, namely, through modifications of the weight percent of A-blocks and B-blocks, the mole

percentages of lactate and glycolate, and the molecular weight and polydispersity of the ABA or BAB triblock copolymers. Drug release is also controllable through adjustment of the concentration of polymer in the drug delivery liquid.

5 A dosage form comprised of a solution of the block copolymer that contains either dissolved drug or drug as a suspension or emulsion is administered to the body. This formulation then spontaneously gels, due to the reverse thermal gelation properties of the block copolymer, to form a drug depot as the temperature of the formulation rises to body temperature. The only limitation as to how much drug can be loaded into the formulation is one of functionality,
10 namely, the drug load may be increased until the thermal gelation properties of the copolymer are adversely affected to an unacceptable degree, or until the properties of the formulation are adversely affected to such a degree as to make administration of the formulation unacceptably difficult. Generally speaking, it is anticipated that in most instances the drug will make up between about 0.01 to
15 20% by weight of the formulation with ranges of between about 0.01 to 10% being highly common. These ranges of drug loading are not limiting to the invention. Provided functionality is maintained, drug loadings outside of these ranges fall within the scope of the invention.

A distinct advantage to the compositions of the subject of this invention
20 lies in the ability of the block copolymer to increase the solubility of many drug substances. The combination of the hydrophobic A-block(s) and hydrophilic B-block(s) renders the block copolymer amphiphilic in nature. In that regard it functions much as a soap or surfactant in having both hydrophilic and hydrophobic properties. This is particularly advantageous in the solubilization of hydrophobic
25 or poorly water soluble drugs such as cyclosporin and paclitaxel. What is surprising is the degree of drug solubilization of most, if not all, drugs since the major component of the block copolymer is the hydrophobic A-block content. However, as already discussed, even though the hydrophobic polymer block(s) are the major component, the block copolymer is water soluble and it has been found
30 that there is an additional increase in drug solubility when combined in an aqueous phase of the block copolymer.

Another advantage to the composition of the invention lies in the ability of the block copolymer to increase the chemical stability of many drug substances. Various mechanisms for the degradation of drugs, that lead to a drug's chemical instability, have been observed to be inhibited when the drug is in the presence of the block copolymer. For example, paclitaxel and cyclosporin A are substantially stabilized in the aqueous polymer composition of the present invention relative to certain aqueous solutions of these same drugs in the presence of organic co-solvents. This stabilization effect on paclitaxel and cyclosporin A is but illustrative of the effect that can be achieved with many other drug substances.

In certain situations the drug loaded polymer may be administered in the gel state instead of as a solution. The gelation may be the result of raising the temperature of a drug laden polymer solution to above the gelation temperature of the polymer prior to administration, or may be caused by raising the concentration of the polymer in the solution to above the saturation concentration at the temperature of administration, or may be caused by addition of additives to the polymer solution which causes the solution to gel. In either event, the gel thus formed may be administered parenterally, topically, transdermally, transmucosally, inhaled or inserted into a cavity such as by ocular, vaginal, buccal, transurethral, rectal, nasal, oral, pulmonary or aural administration.

This invention is applicable to bioactive agents and drugs of all types including nucleic acids, hormones, anticancer-agents, and it offers an unusually effective way to deliver polypeptides and proteins. Many labile peptide and protein drugs are amenable to formulation into the block copolymers of the invention and can benefit from the reverse thermal gelation process described herein. While not specifically limited to the following, examples of pharmaceutically useful polypeptides and proteins may be selected from the group consisting of erythropoietin, oxytocin, vasopressin, adrenocorticotrophic hormone, epidermal growth factor, platelet-derived growth factor (PDGF), prolactin, luliberin, luteinizing hormone releasing hormone (LHRH), LHRH agonists, LHRH antagonists, growth hormone (human, porcine, bovine, etc.), growth hormone releasing factor, insulin, somatostatin, glucagon, interleukin-2 (IL-2), interferon- α , β , or γ , gastrin, tetragastrin, pentagastrin, urogastrone, secretin, calcitonin,

enkephalins, endorphins, angiotensins, thyrotropin releasing hormone (TRH), tumor necrosis factor (TNF), nerve growth factor (NGF), granulocyte-colony stimulating factor (G-CSF), granulocyte macrophage-colony stimulating factor (GM-CSF), macrophage-colony stimulating factor (M-CSF), heparinase, bone morphogenic protein (BMP), hANP, glucagon-like peptide (GLP-1), interleukin- 5 11 (IL-11), renin, bradykinin, bacitracins, polymyxins, colistins, tyrocidine, gramicidins, cyclosporins and synthetic analogues, modifications and pharmacologically active fragments thereof, enzymes, cytokines, antibodies and vaccines.

10 The only limitation to the polypeptide or protein drug which may be utilized is one of functionality. In some instances, the functionality or physical stability of polypeptides and proteins can also be increased by addition of various additives to aqueous solutions or suspensions of the polypeptide or protein drug. Additives, such as polyols (including sugars), amino acids, surfactants, polymers, 15 other proteins and certain salts may be used. These additives can be readily incorporated into the block copolymers which will then undergo the reverse thermal gelation process of the present invention.

Developments in protein engineering may provide the possibility of increasing the inherent stability of peptides or proteins. While such resultant 20 engineered or modified proteins may be regarded as new entities in regards to regulatory implications, that does not alter their suitability for use in the present invention. One of the typical examples of modification is PEGylation where the stability of the polypeptide drugs can be significantly improved by covalently conjugating water-soluble polymers, such as polyethylene glycol, with the 25 polypeptide. Another example is the modification of the amino acid sequence in terms of the identity or location of one or more amino acid residues by terminal and/or internal addition, deletion or substitution. Any improvement in stability enables a therapeutically effective polypeptide or protein to be continuously released over a prolonged period of time following a single administration of the 30 drug delivery liquid to a patient.

In addition to peptide or protein based drugs, other drugs from all therapeutic and medically useful categories may be utilized. These drugs are

described in such well-known literature references as the Merck Index, the Physicians Desk Reference, and The Pharmacological Basis of Therapeutics. A brief listing of specific agents is provided for illustration purposes only, and shall not be deemed as limiting: anti-cancer agents such as mitomycin, bleomycin, BCNU, carboplatin, doxorubicin, daunorubicin, methotrexate, paclitaxel, taxotere, actinomycin D and camptothecin; antipsychotics such as olanzapine and ziprasidone; antibacterials such as cefoxitin; anthelmintics such as ivermectin; antivirals such as acyclovir; immunosuppressants such as cyclosporin A (cyclic polypeptide-type agent), steroids, and prostaglandins.

BRIEF DESCRIPTION OF THE DRAWINGS

The above and other objects, features and advantages of the invention will become apparent from a consideration of the following detailed description presented in connection with the accompanying drawings in which:

FIG. 1 is a phase diagram illustrating the gelation behavior of aqueous solutions of a PLGA-PEG-PLGA triblock copolymer, studied at different concentrations and temperatures.

FIGs. 2a - 2c are degradation profiles illustrating the *in vitro* degradation of a PLGA-PEG-PLGA triblock copolymer incubated at different temperatures and pH's.

FIG. 3 is a graph illustrating the continuous release of insulin over a sustained period of time from a PLGA-PEG-PLGA triblock copolymer thermal gel.

FIG. 4 is a release profile of paclitaxel from a PLGA-PEG-PLGA triblock copolymer thermal gel formulation showing the cumulative controlled release of the paclitaxel for approximately 50 days.

DETAILED DESCRIPTION OF PREFERRED EMBODIMENTS OF THE INVENTION

In order to illustrate preferred embodiments of this invention, the synthesis of various low molecular weight ABA block copolymers consisting of 51 to 83% by weight hydrophobic A-blocks (polyesters), and 17 to 49% by weight

hydrophilic B-block (polyethylene glycol "PEG") were completed. The object was the preparation of ABA or BAB triblock copolymers having average molecular weights of about 2000 to 4990, comprised of two A-blocks each with average molecular weights of about 600 to 2000, and a B-block having a average molecular weight of about 600 to 2200. Each A-block consists of about 20 to 100 mole percent lactate and 0 to 80 mole percent glycolate.

The following are examples that illustrate preferred embodiments of the invention but are intended as being representative only.

EXAMPLES

Example 1

Synthesis of PLGA-PEG-PLGA Triblock Copolymer by Ring Opening Copolymerization

Following the reaction scheme given above, PEG (Mw=1000) was dried by azeotropic distillation in a flask with toluene (2 x 75 ml) under an atmosphere of nitrogen followed by drying at 130°C under vacuum (5 mm Hg). Lactide and glycolide monomers (in mole ratios of 3:1, respectively) were added to the flask followed by the addition of stannous octoate (0.1 wt%) and the reaction mixture was heated at 150°C under vacuum (5 mm Hg). The progress of the reaction was followed by GPC (gel permeation chromatography). After an appropriate time, the reaction was stopped and the flask was cooled to room temperature. The residue was dissolved in cold water and heated to 70-80°C to precipitate the polymer formed. The supernatant was decanted and the polymer residue was again dissolved in cold water and heated to induce precipitation. This process of dissolution followed by precipitation was repeated three times. Finally, the polymer was dissolved in a minimum amount of water and lyophilized.

The resulting PLGA-PEG-PLGA copolymer had an average molecular weight (Mw) of 3737, a number average molecular weight (Mn) of 2928 and an Mw/Mn ratio of 1.3. This copolymer showed reverse thermal gelation properties as more fully detailed in Example 4.

Example 2

Following the basic procedure outlined in Example 1, other triblock copolymers were synthesized using the same PEG (Mw=1000) but varying the lactide and/or glycolide content. The properties of these triblock copolymers are listed in the following table:

**Example ABA Block Copolymers with
Reverse Thermal Gelation Properties**

GPC Weight Average Molecular Weight	Weight % A-blocks	LA:GA (mole ratio)	Reverse Thermal Gelation
2052	67	75:25	yes
2800	64	30:70	yes
3672	73	75:25	yes
4000	75	100:0	yes
4133	76	75:25	yes
4323	77	50:50	yes
4920	80	75:25	yes
4990	80	40:60	yes

It is to be noted that all of the polymers listed in the above table possessed reverse thermal gelation properties even when the lactide (LA) content varied from 30 to 100 mole% and the glycolide (GA) content varied from 0 to 70 mole%. Hence, both PLGA-PEG-PLGA and PLA-PEG-PLA triblocks are shown in this example.

Example 3**Synthesis of PLGA-PEG-PLGA Triblock Copolymer by Condensation Copolymerization**

Into a three necked flask, equipped with a nitrogen inlet, thermometer, and distillation head for removal of water, was placed DL-lactic acid and glycolic acid (3:1 mole ratio, respectively). The reaction mixture was heated at 160°C under

nitrogen, with stirring, at atmospheric pressure for three hours and then under reduced pressure (5mm Hg). The progress of the reaction was followed by GPC. The reaction was stopped at the appropriate time and the polymer formed was purified by precipitation from a dichloromethane solution into a large excess of methanol. The residue was triturated with methanol and dried under vacuum (0.05 mm Hg) at 23°C. The PLGA oligomer was characterized by GPC, IR and NMR. The resulting PLGA oligomer had a weight average molecular weight (Mw) of 9900, a number average molecular weight (Mn) of 5500 and an Mw/Mn ratio of 1.8.

The PLGA was mixed with PEG (Mw=1000) and was heated in a flask at 160°C under a nitrogen atmosphere. The progress of the reaction was followed by GPC. After an appropriate time, the reaction was stopped and the flask was cooled to room temperature. The residue was dissolved in cold water then heated to 70-80°C to precipitate the copolymer. The supernatant was decanted and the residue was again dissolved in cold water and heated to precipitate the polymer. This process of dissolution and precipitation was repeated three times. Finally, the polymer was dissolved in a minimum amount of water and lyophilized.

The resulting PLGA-PEG-PLGA block copolymer had a weight average molecular weight (Mw) of 4043, a number average molecular weight (Mn) of 2905 and an Mw/Mn ratio of 1.4. The weight average molecular weights and number average molecular weights were determined by GPC and NMR, respectively. The lactide/glycolide ratio was calculated from NMR data. GPC analysis was performed on a Styragel HR-3 column calibrated with PEG using RI detection and chloroform as the eluent. NMR spectra were taken in CDCl₃ on a Bruker 200 MHZ instrument. NMR peak assignments confirmed the triblock ABA structure.

Example 4

The gelation behavior of aqueous solutions of the ABA triblock copolymer of Example 1 was studied at different concentrations. Polymer solutions of 9-30% by weight were prepared in water and the change in viscosity was observed at

temperatures ranging between 10° and 60°C. Gelation was defined as the physical state where the polymer solution did not readily flow upon inverting a vial of polymer solution. The phase diagram (Fig. 1) of the polymer of Example 1 as a function of temperature and triblock copolymer concentration was generated. The novel, reverse thermal gelation behavior was clearly apparent, and occurred as the triblock copolymer solutions were heated. The gelation at physiologically relevant temperatures (e.g., 37°C) was particularly prevalent and formed the basis for the substantial utility of the systems for medical and drug delivery purposes.

10 Example 5

The *in vitro* degradation of the PLGA-PEG-PLGA triblock copolymer of Example 1 was determined for a 23% by weight solution or gel (1 ml) of copolymer incubated at different temperatures (-10°C, 5°C, 23°C and 37°C) and at different initial pH's (3.0, 5.0 and 7.4) over a 30 week period. The degradation and biodegradation of this triblock copolymer was caused by hydrolysis and resulted in lactic acid, glycolic acid and PEG as the final degradation products.

Samples (50 µl) were taken weekly. The samples were lyophilized, dissolved in chloroform, and the molecular weights of the polymer residues were determined by GPC as described previously. The degradation of the polymer was substantially independent of initial pH over the range of pH 3.0 to pH 7.4 which can be attributed to acidification of the media as the polymer hydrolyzed to form lactic acid and glycolic acid. The thermal gelling behavior was also independent of the pH over the same pH range. The degradation was more rapid at higher temperatures. The degradation profiles that were generated are shown in Figs. 2a, 2b and 2c.

Example 6

The *in vivo* biodegradation of the polymer of Example 1 was determined over a four week period. A 0.40 to 0.45 ml sample of a cold aqueous solution containing 23% by weight triblock copolymer was injected subcutaneously into rats. Upon reaching body temperature, which was above the gelation temperature

of the polymer, a gel lump immediately formed which was visibly apparent. Samples were surgically retrieved and indicated that the gel became progressively smaller as a function of time over a two week period. Between two weeks and four weeks, the physical state of the injected triblock copolymer changed from a gel to a mixture of a gel in a viscous liquid, and finally to a viscous liquid containing no gel. This liquid was gradually completely resorbed. At the end of the four week period no formulation was visible at the injection site. Microscopically, small pockets of viscous liquid were observable that also resorbed completely over the following two week period.

Example 7

Paclitaxel and cyclosporin A are hydrophobic drugs that are highly insoluble in water (solubilities were approximately 4 µg/ml). However, these drugs showed significantly higher solubilities when dissolved in aqueous solutions of PLGA-PEG-PLGA triblock copolymer. For example, in a 20% by weight aqueous copolymer solution (polymer of Example 3), paclitaxel was soluble up to 5 mg/ml and cyclosporin A was soluble up to 2 mg/ml.

Paclitaxel and cyclosporin A were highly unstable in aqueous cosolvent solutions (e.g. in water/acetonitrile solutions). The paclitaxel contained in either 20% by weight aqueous PLGA-PEG-PLGA triblock copolymer solutions (i.e., below the gelation temperature of the copolymer) or gels (i.e., above the gelation temperature of the copolymer) was >85% intact after 120 days in storage (5°C and 37°C), whereas cyclosporin A was stable over 100 days (5°C).

Example 8

A 28% by weight aqueous solution of the PLGA-PEG-PLGA triblock copolymer of Example 1 was prepared. Insulin (zinc-free), a parenterally administered protein with proven beneficial effects in the treatment of diabetes mellitus, was suspended in this aqueous solution of triblock copolymer to a final concentration of 5 mg/ml. Approximately 2 ml. of this composition were placed onto a watchglass equilibrated to 37°C. The composition immediately gelled and adhered to the watchglass, whereupon it was placed directly into 10mM

phosphate buffered saline, pH 7.4, 37°C, and the release kinetics of the insulin from the gel were monitored by reversed phase HPLC using UV detection and gradient elution (TFA/acetonitrile/water mobile phase). The data has been graphically summarized in Fig. 3. Insulin was released in a continuous fashion for approximately one week. The utility of the triblock copolymer thermal gel in the controlled delivery of proteins and peptides for a substantial period was clearly established and illustrated by this Example.

Example 9

To a 23% by weight aqueous solution of the PLGA-PEG-PLGA triblock copolymer of Example 1 was added sufficient paclitaxel to provide approximately 2.0 mg/ml of drug. A 2 ml sample of this solution was put onto a watchglass and equilibrated at 37°C. Since the temperature was greater than the gelation temperature of the copolymer, a gel formed on the watchglass. The watchglass was placed in a 200 ml beaker containing release media comprised of 150 ml of PBS (pH 7.4) containing 2.4% by weight Tween-80 and 4% by weight Cremophor EL equilibrated at 37°C. The solution in the beaker was stirred. The top of the beaker was sealed to prevent evaporation. The whole assembly was placed into an incubator at 37°C. The release study was performed in triplicate. At different time periods a 5 ml aliquot of the release media was taken and analyzed for paclitaxel. The PBS solution was replaced with fresh PBS after each aliquot removal. Samples were collected at 1, 2, 4, 8, 18, and 24 hours, and thereafter at 24 hour intervals, and analyzed by HPLC. The release profile of paclitaxel from the gel is shown in Fig. 4. The gel formulation provided excellent control over the release of the paclitaxel for approximately 50 days.

Example 10

BAB triblock copolymers were synthesized using the same PEG B-block at either end (Mw=550) but varying the poly(lactide) and/or poly(glycolide) content. The PEG and PLGA were coupled to each other via ester, urethane, or a combination of ester and urethane links. The properties of these triblock copolymers are listed in the following table:

Example BAB Block Copolymers with
Reverse Thermal Gelation Properties



GPC Weight Average Molecular Weight	Weight % A-blocks	PLA:PGA (mole ratio)	Reverse Thermal Gelation
4140	70	78:22	yes
4270	72	78:22	yes
4580	73	78:22	yes
4510	73	72:28	yes

All of the PEG-PLGA-PEG triblock copolymers listed in the above table possessed reverse thermal gelation properties. The sol/gel transition temperatures for the above triblock polymers were 36, 34, 30 and 26°C respectively.

The above description will enable one skilled in the art to make ABA (e.g., PLGA-PEG-PLGA and PLA-PEG-PLA) or BAB (e.g., PEG-PLGA-PEG and PEG-PLA-PEG) type triblock copolymers that form aqueous solutions having reverse thermal gelation properties and to utilize the same in the field of drug delivery. Although the controlled delivery of both a conventional drug (paclitaxel) and a protein drug (insulin) are illustrated in the examples to show the functionality of hydrogels formed from aqueous solutions of triblock copolymers, these descriptions are not intended to be an exhaustive statement of all drugs which can be utilized and loaded into the biodegradable block copolymers. Certainly, numerous other drugs from various classes of therapeutic agents are well suited for delivery from aqueous compositions of triblock copolymers as described in this description of the invention. Neither are all block copolymers which may be prepared, and which demonstrate the critical reverse thermal gelation property, are specifically shown. However, it will be immediately apparent to one skilled in the art that various modifications may be made without departing from the scope of the invention which is limited only by the following claims and their functional equivalents.

Any discussion of documents, acts, materials, devices, articles or the like which has been included in the present specification is solely for the purpose of providing a context for the present invention. It is not to be taken as an admission that any or all of these matters form part of the prior art base or were common general knowledge in the field relevant to the present invention as it existed before the priority date of each claim of this application.

Throughout this specification the word "comprise", or variations such as "comprises" or "comprising", will be understood to imply the inclusion of a stated element, integer or step, or group of elements, integers or steps, but not the exclusion of any other element, integer or step, or group of elements, integers or steps.



THE CLAIMS DEFINING THE INVENTION ARE AS FOLLOWS:

1. A biodegradable ABA- or BAB-type tri-block polymer, characterized by said ABA triblock comprising:


i) 51 to 83% by weight of a biodegradable, hydrophobic A polymer block comprising a biodegradable polyester, and

ii) 17 to 49% by weight of a biodegradable, hydrophilic B polymer block comprising a polyethylene glycol(PEG),

wherein said tri-block copolymer has an average molecular weight of between about 2000 to 4990 and possesses reverse thermal gelation properties.

10

2. A tri-block polymer according to claim 1 characterized in that said biodegradable polyester is synthesized from monomers selected from the group consisting of D,L-lactide, D-lactide, L-lactide, D,L-lactic acid, D-lactic acid, L-lactic acid, glycolide, glycolic acid, ϵ -caprolactone, ϵ -hydroxy hexanoic acid, γ -butyrolactone, γ -hydroxy butyric acid, δ -valerolactone, δ -hydroxy valeric acid, hydroxybutyric acids, malic acid, and copolymers thereof.




15

3. A triblock polymer according to claim 2 characterized in that said polymer is a BAB type.

20

4. A triblock polymer according to claim 2 characterized in that said polymer is a ABA type.



25

5. A triblock polymer according to claims 3 or 4 characterized in that said biodegradable polyester is synthesized from monomers selected from the group consisting of D,L-lactide, D-lactide, L-lactide, D,L-lactic acid, D-lactic acid, L-lactic acid, glycolide, glycolic acid, ϵ -caprolactone, ϵ -hydroxy hexanoic acid, and copolymers thereof.

30

6. A triblock polymer according to claim 5 characterized in that said biodegradable polyester is synthesized from monomers selected from the group



consisting of D,L-lactide, D-lactide, L-lactide, D,L-lactic acid, D-lactic acid, L-lactic acid, glycolide, glycolic acid, and copolymers thereof.

7. A triblock polymer according to Claim 6 characterized in that the
5 A- polymer block comprising between about 100 to 20 mole percent lactide and
between about 0 to 80 mole percent glycolide.

8. A triblock polymer according to Claim 4 characterized in that the
biodegradable polyester is synthesized from monomers selected from the group
10 consisting of D,L-lactide, D-lactide, L-lactide, D,L-lactic acid, D-lactic acid, L-lactic acid, glycolide, glycolic acid, ϵ -caprolactone, ϵ -hydroxy hexanoic acid, and
copolymers thereof.

9. A triblock polymer according to Claim 8 characterized in that the
15 biodegradable polyester is synthesized from monomers selected from the group
consisting of D,L-lactide, D-lactide, L-lactide, D,L-lactic acid, D-lactic acid, L-lactic acid, glycolide, glycolic acid, and copolymers thereof.

10. A triblock polymer according to Claim 9 characterized in that the
20 A- polymer block comprises between about 100 to 20 mole percent lactide and
between about 0 to 80 mole percent glycolide.

11. A triblock polymer according to Claim 3 characterized in that, in
the triblock polymer, each hydrophobic A polymer block has an average molecular
25 weight of between about 600 and 3000 and each hydrophilic B polymer block has
an average molecular weight of between about 500 and 2200.

12. A triblock polymer according to Claim 4 characterized in that, in
the triblock polymer, each hydrophobic A polymer block has an average molecular
30 weight of between about 600 and 3000 and each hydrophilic B polymer block has
an average molecular weight of between about 500 and 2200.

13. An aqueous biodegradable polymeric drug delivery composition possessing reverse thermal gelation properties comprised of an aqueous phase having uniformly contained therein, an effective amount of a drug; and a biodegradable ABA- or BAB-type tri-block polymer characterized in that said ABA-or BAB-type tri-block copolymer is as claimed in any one of Claims 1-12.

14. An aqueous polymeric composition according to Claim 13 characterized in that the triblock polymer content of said composition is between about 3 and 50% by weight.

15. An aqueous polymeric composition according to Claims 14 characterized in that said drug is a polypeptide or protein, nucleic acid or gene, hormone, anti-cancer or anti-cell proliferation agent.

16. An aqueous polymeric composition according to Claim 15 characterized in that said drug is a polypeptide or protein selected from the group consisting of oxytocin, vasopressin, adrenocorticotrophic hormone, epidermal growth factor, platelet-derived growth factor (PDGF), prolactin, luteinizing hormone releasing hormone (LHRH), LHRH agonists, LHRH antagonists, growth hormone (human, porcine, bovine, etc.), growth hormone releasing factor, insulin, erythropoietin, somatostatin, glucagon, interleukin-2 (IL-2), interferon- α , β , or γ , gastrin, tetragastrin, pentagastrin, urogastrone, secretin, calcitonin, enkephalins, endorphins, angiotensins, thyrotropin releasing hormone (TRH), tumor necrosis factor (TNF), nerve growth factor (NGF), granulocyte-colony stimulating factor (G-CSF), granulocyte macrophage-colony stimulating factor (GM-CSF), macrophage-colony stimulating factor (M-CSF), heparinase, bone morphogenic protein (BMP), hANP, glucagon-like peptide (GLP-1), interleukin-11 (IL-11), renin, bradykinin, bacitracins, polymyxins, colistins, tyrocidine, gramicidins, cyclosporins and synthetic analogues, modifications and pharmacologically active fragments thereof, enzymes, cytokines, antibodies and vaccines.

17. An aqueous polymeric composition according to Claim 16 characterized in that the drug content of said composition is between about 0.01 and 20% by weight.

5 18. An aqueous polymeric composition according to Claim 16 characterized in that said polypeptide or protein is a member selected from the group consisting of erythropoietin, luteinizing hormone releasing hormone (LHRH), LHRH agonists, LHRH antagonists, growth hormones (human, porcine, bovine, etc.), tumor necrosis factor (TNF), nerve growth factor (NGF),
10 granulocyte-colony stimulating factor (G-CSF), granulocyte macrophage-colony stimulating factor (GM-CSF), macrophage-colony stimulating factor (M-CSF), glucagon-like peptide (GLP-1), interleukin-11 (IL-11), cyclosporins and synthetic analogues, modifications and pharmacologically active fragments thereof.

15 19. An aqueous polymeric composition according to Claim 16 characterized in that said polypeptide or protein is a hepatitis vaccine, including synthetic analogues, modifications and pharmacologically active fragments thereof.

20 20. An aqueous polymeric composition according to Claim 15 characterized in that said drug is a hormone selected from the group consisting of testosterone, estradiol, progesterone, prostaglandins, and synthetic analogues, modifications and pharmaceutically equivalents thereof.

25 21. An aqueous polymeric composition according to Claim 15 characterized in that said drug is an anti-cancer agent selected from the group consisting of mitomycin, bleomycin, BCNU, carboplatin, doxorubicin, daunorubicin, methotrexate, paclitaxel, taxotere, actinomycin D, camptothecin, and synthetic analogues, modifications and pharmaceutically equivalents thereof.
30

22. An aqueous polymeric composition according to Claim 21 characterized in that the drug content of said composition is between about 0.01 and 20% by weight.

5 23. A method for enhancing the solubility of a drug, comprising uniformly admixing an effective amount of said drug in an aqueous biodegradable polymeric drug delivery composition possessing reverse thermal gelation properties, said aqueous composition being comprised of an aqueous phase having uniformly contained therein a biodegradable ABA- or BAB-type tri-block polymer
10 characterized in that said ABA- or BAB-type tri-block copolymer is as claimed in any one of Claims 1-12.

24. A method according to Claim 23 characterized in that the triblock polymer content of said composition is between about 3 and 50% by weight.

15 25. A method according to Claim 23 characterized in that said drug is a polypeptide or protein, nucleic acid or gene, hormone, anti-cancer or anti-cell proliferation agent.

20 26. A method according to Claim 25 characterized in that said drug is a polypeptide or protein selected from the group consisting of erythropoietin, oxytocin, vasopressin, adrenocorticotrophic hormone, epidermal growth factor, platelet-derived growth factor (PDGF), prolactin, luliberin, luteinizing hormone releasing hormone (LHRH), LHRH agonists, LHRH antagonists, growth hormone
25 (human, porcine, bovine, etc.), growth hormone releasing factor, insulin, somatostatin, glucagon, interleukin-2 (IL-2), interferon- α , β , or γ , gastrin, tetragastrin, pentagastrin, urogastrone, secretin, calcitonin, enkephalins, endorphins, angiotensins, thyrotropin releasing hormone (TRH), tumor necrosis factor (TNF), nerve growth factor (NGF), granulocyte-colony stimulating factor
30 (G-CSF), granulocyte macrophage-colony stimulating factor (GM-CSF), macrophage-colony stimulating factor (M-CSF), heparinase, bone morphogenic protein (BMP), hANP, glucagon-like peptide (GLP-1), interleukin-11 (IL-11),

renin, bradykinin, bacitracins, polymyxins, colistins, tyrocidine, gramicidins, cyclosporins and synthetic analogues, modifications and pharmacologically active fragments thereof, enzymes, cytokines, antibodies and vaccines.

5 27. A method according to Claim 26 characterized in that the drug content of said composition is between about 0.01 and 20% by weight.

 28. A method according to Claim 26 characterized in that said polypeptide or protein is a member selected from the group consisting of
10 erythropoietin, luteinizing hormone releasing hormone (LHRH), LHRH agonists, LHRH antagonists, growth hormones (human, porcine, bovine, etc.), tumor necrosis factor (TNF), nerve growth factor (NGF), granulocyte-colony stimulating factor (G-CSF), granulocyte macrophage-colony stimulating factor (GM-CSF),
macrophage-colony stimulating factor (M-CSF), glucagon-like peptide (GLP-1),
15 interleukin-11 (IL-11), cyclosporins and synthetic analogues, modifications and pharmacologically active fragments thereof.

 29. A method according to Claim 26 characterized in that said polypeptide or protein is a hepatitis vaccine, including synthetic analogues,
20 modifications and pharmacologically active fragments thereof.

 30. A method according to Claim 25 characterized in that said drug is a hormone selected from the group consisting of testosterone, estradiol, progesterone, prostaglandins and synthetic analogues, modifications and
25 pharmaceutically equivalents thereof.

 31. A method according to Claim 25 characterized in that said drug is an anti-cancer agent selected from the group consisting of mitomycin, bleomycin, BCNU, carboplatin, doxorubicin, daunorubicin, methotrexate, paclitaxel, taxotere,
30 actinomycin D, camptothecin, and synthetic analogues, modifications and pharmaceutically equivalents thereof.

32. A method according to claim 31 characterized in that the drug content of said composition is between about 0.01 and 20% by weight.


33. A biodegradable ABA- or BAB-type tri-block polymer according to claim 5 1 substantially as hereinbefore described with reference to any one of the Examples.

DATED this ninth day of January 2003

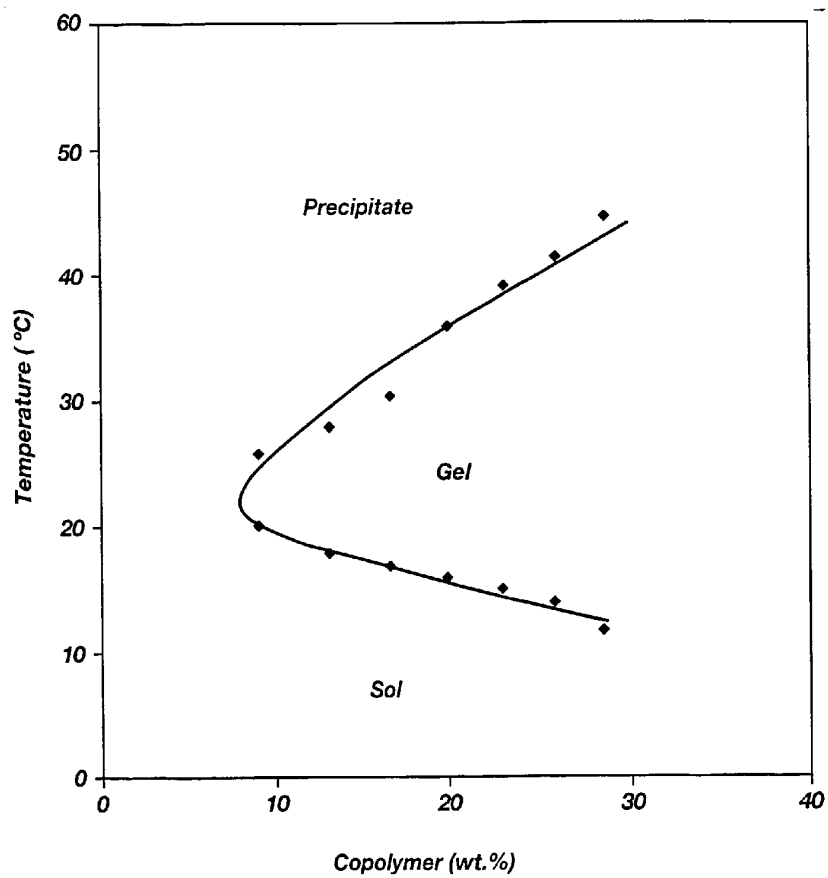
Macromed, Inc.

Patent Attorneys for the Applicant:

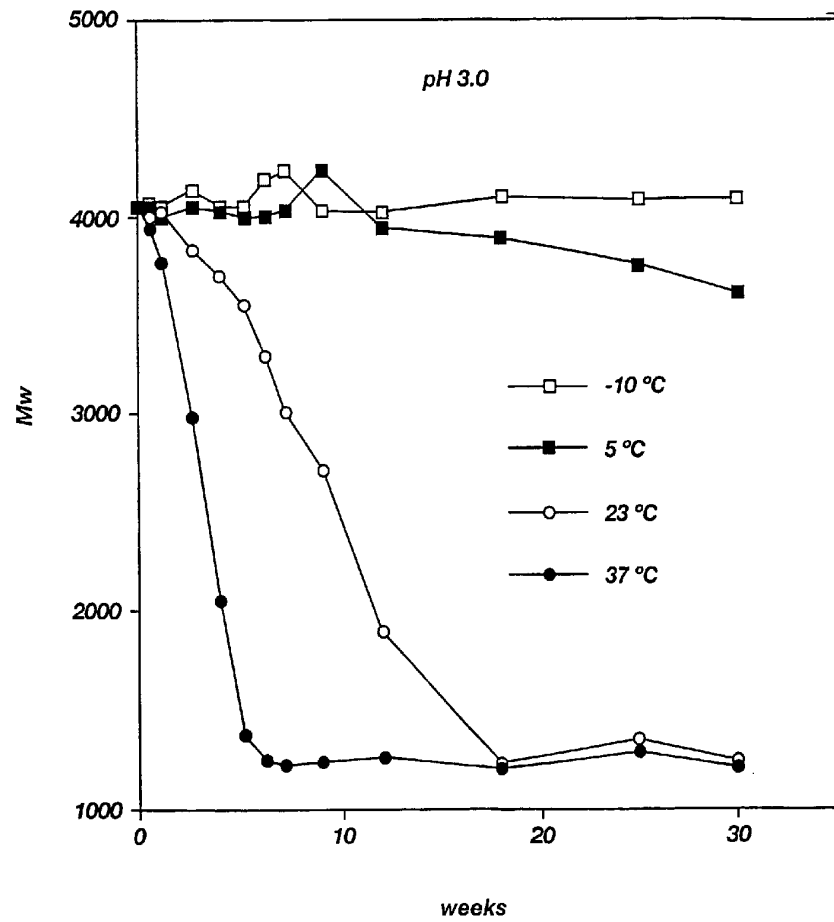
F.B. RICE & CO.



1/6

**Fig. 1**

2/6

**Fig. 2a**

SUBSTITUTE SHEET (RULE 26)

3/6

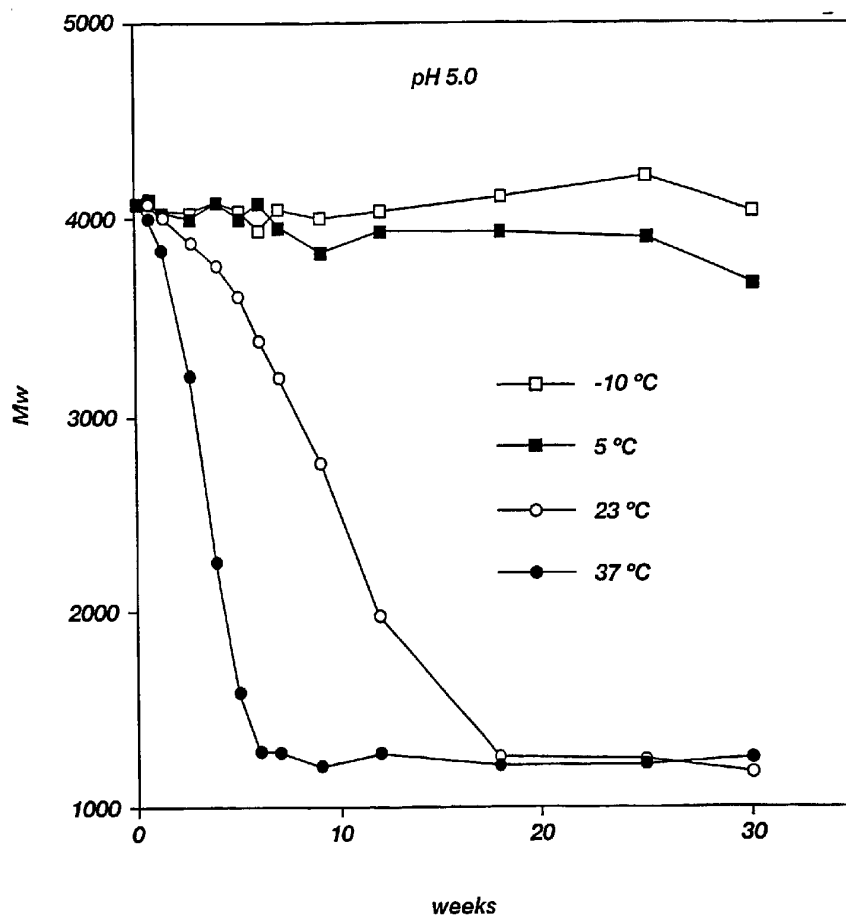


Fig. 2b

4/6

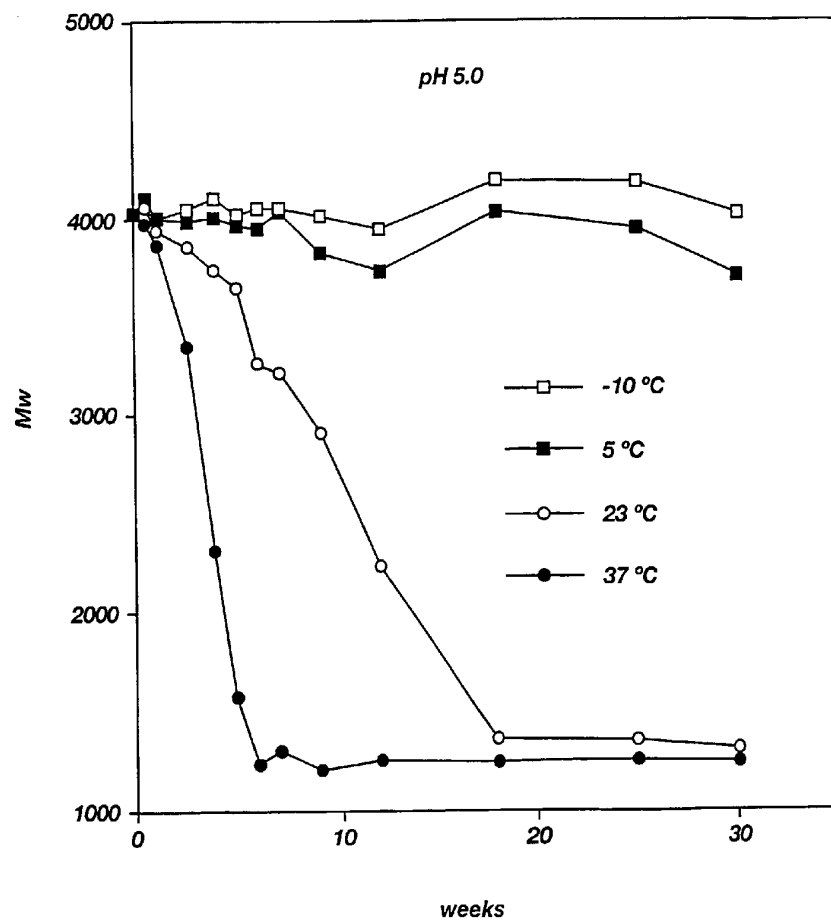
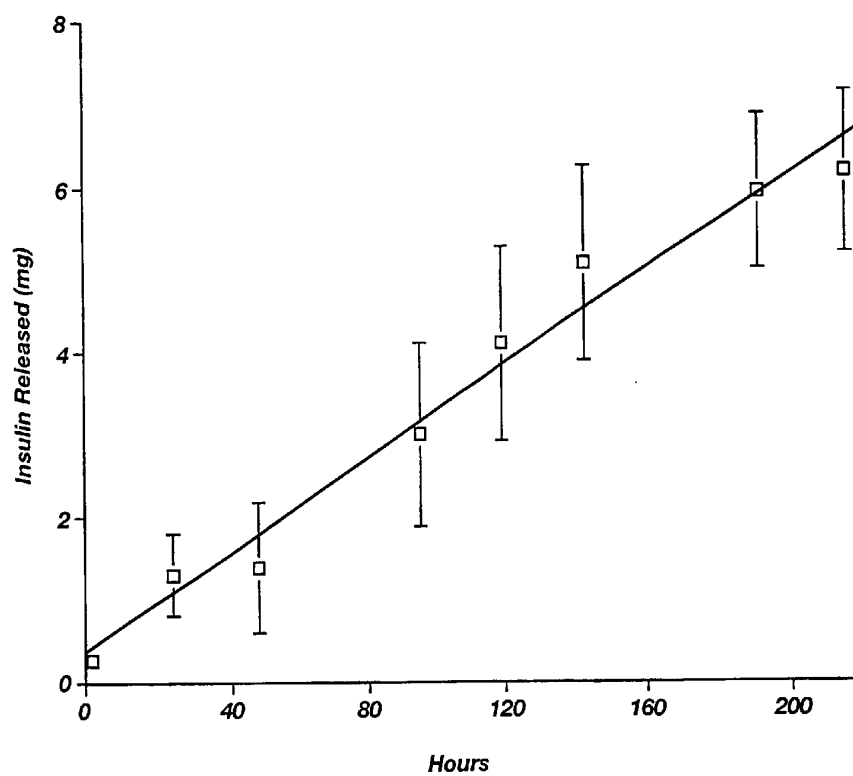
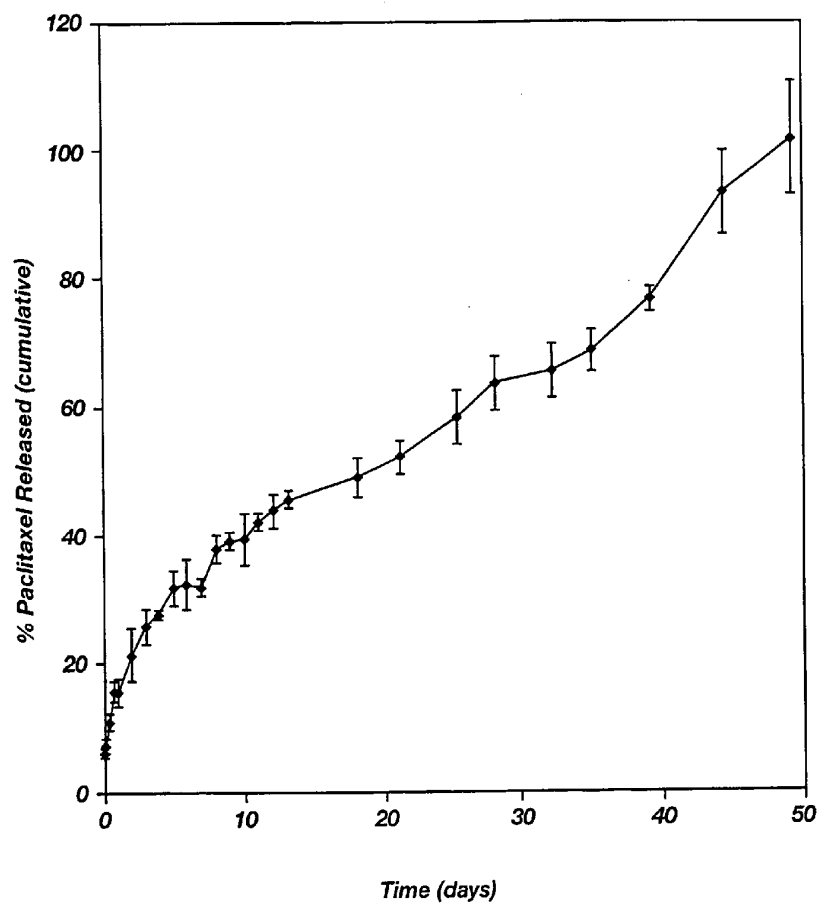


Fig. 2c

5/6

**Fig. 3**

6/6

**Fig. 4**

SUBSTITUTE SHEET (RULE 26)