



US00D615673S

(12) **United States Design Patent**  
**Flynn**

(10) **Patent No.:** **US D615,673 S**

(45) **Date of Patent:** **\*\* May 11, 2010**

(54) **LANDSCAPE EDGER**

(75) Inventor: **Reilly James Flynn, Ontario (CA)**

(73) Assignee: **Oldcastle Precast, Inc., Auburn, WA (US)**

(\*\*) Term: **14 Years**

(21) Appl. No.: **29/344,966**

(22) Filed: **Oct. 7, 2009**

(51) **LOC (9) Cl.** ..... **25-01**

(52) **U.S. Cl.** ..... **D25/164**

(58) **Field of Classification Search** ..... 47/32.7,  
47/33; D25/164, 119; 52/102

See application file for complete search history.

(56) **References Cited**

**U.S. PATENT DOCUMENTS**

3,916,563 A	11/1975	Tedesh
4,286,808 A	9/1981	Fouss et al.
4,761,923 A	9/1988	Reum et al.
4,846,437 A	7/1989	Fitzgerald
4,863,307 A	9/1989	Jones
4,897,973 A	2/1990	Foster, Jr. et al.
4,969,289 A	11/1990	Trifiletti
RE33,550 E	3/1991	Jones
5,073,061 A	12/1991	Jones
5,092,076 A	3/1992	Terreta
5,168,678 A	12/1992	Scott, Jr. et al.
5,212,917 A	5/1993	Kurtz et al.
5,240,343 A	8/1993	Strobl, Jr.
D339,199 S	9/1993	Rynberk
5,259,154 A	11/1993	Lilley
5,301,461 A	4/1994	Zwier
5,375,941 A	12/1994	Strobl, Jr.
D378,857 S	4/1997	Hale
5,640,801 A	6/1997	Rynbeck
5,720,128 A	2/1998	Smith et al.
5,729,937 A	3/1998	Mantelli
5,769,562 A	6/1998	Jones
5,771,631 A	6/1998	Dawson
5,806,249 A	9/1998	Holms
6,030,144 A	2/2000	Cannella

D424,714 S	5/2000	Hale	
D427,333 S *	6/2000	Anderson et al.	D25/164
6,071,038 A	6/2000	Strobl, Jr.	
6,071,044 A	6/2000	Ricciardelli et al.	
6,085,458 A	7/2000	Gau	
6,324,783 B1	12/2001	McIntyre et al.	
D453,578 S	2/2002	Olson	
6,379,078 B1	4/2002	Zwier	
6,409,421 B1	6/2002	Jones	
6,591,547 B1	7/2003	Staten et al.	
6,604,319 B2 *	8/2003	Whitson	47/33
6,767,159 B2	7/2004	Jones	
6,938,369 B2	9/2005	Zwier	
D516,228 S	2/2006	Dunbar	
7,152,366 B2	12/2006	Zwier	
D541,952 S	5/2007	Keeley et al.	

(Continued)

**FOREIGN PATENT DOCUMENTS**

CA 2339950 3/2000

(Continued)

*Primary Examiner*—Doris Clark  
(74) *Attorney, Agent, or Firm*—Sheridan Ross P.C.

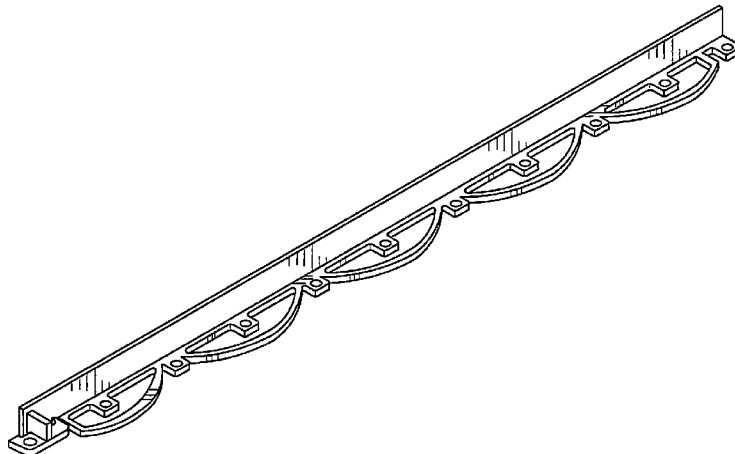
(57) **CLAIM**

The ornamental design for a landscape edger, as shown and described.

**DESCRIPTION**

FIG. 1 is a perspective view of the landscape edger;  
FIG. 2 is a top plan view thereof;  
FIG. 3 is a front elevation view thereof;  
FIG. 4 is a bottom plan view thereof;  
FIG. 5 is a rear elevation view thereof;  
FIG. 6 is a left elevation view thereof; and,  
FIG. 7 is a right elevation view thereof.

**1 Claim, 2 Drawing Sheets**



# US D615,673 S

Page 2

---

## U.S. PATENT DOCUMENTS

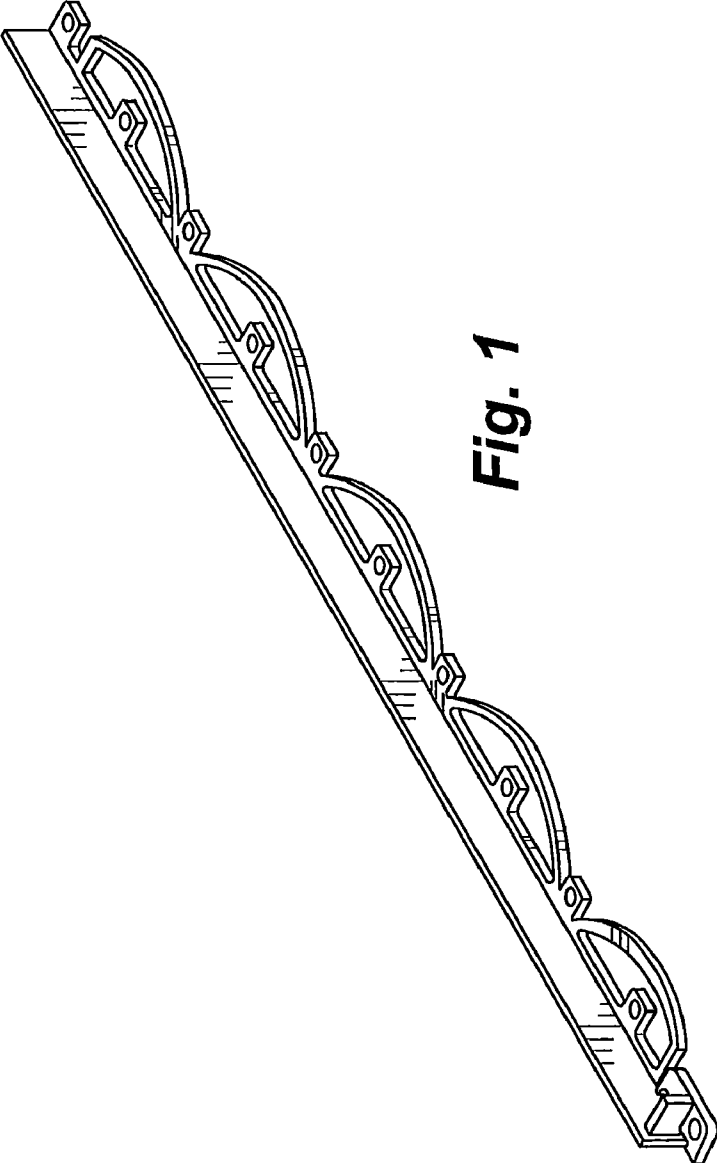
D543,286 S 5/2007 Keeley et al.  
D548,368 S 8/2007 Hale et al.  
7,322,714 B2 1/2008 Barnett et al.  
D571,937 S \* 6/2008 Shaw ..... D25/164  
2002/0095862 A1 \* 7/2002 Conde ..... 47/33

2002/0112415 A1 \* 8/2002 Eakin ..... 52/102  
2008/0104896 A1 5/2008 Strobl et al.

## FOREIGN PATENT DOCUMENTS

CA 2290836 5/2001

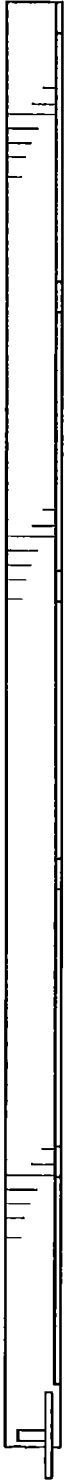
\* cited by examiner



**Fig. 1**



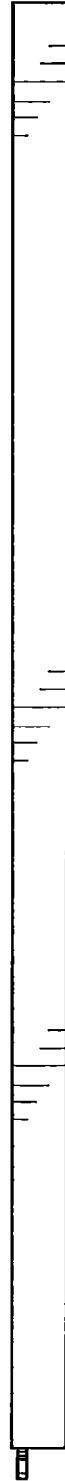
**Fig. 2**



**Fig. 3**



**Fig. 4**



**Fig. 5**



**Fig. 6**



**Fig. 7**