



US00D669673S

(12) **United States Design Patent**  
**Alush**

(10) **Patent No.:** **US D669,673 S**

(45) **Date of Patent:** **\*\* Oct. 30, 2012**

(54) **SHOE SOLE**

(75) Inventor: **Yossi Alush**, Holon (IL)

(73) Assignee: **Iwalk, Ltd.**, Upper Galilee (IL)

(\*\*) Term: **14 Years**

(21) Appl. No.: **29/385,766**

(22) Filed: **Feb. 18, 2011**

(51) **LOC (9) Cl.** ..... **02-04**

(52) **U.S. Cl.** ..... **D2/957; D2/951; D2/960; D2/959;**  
**D2/953**

(58) **Field of Classification Search** ..... **D2/902,**  
**D2/906, 908, 916, 918, 925, 946-962, 977;**  
**36/3 B, 22 R, 24.5, 25 R, 28, 32 R, 34 R,**  
**36/59 C, 67 A, 103**

See application file for complete search history.

(56) **References Cited**

**U.S. PATENT DOCUMENTS**

D305,278	S	*	1/1990	Kiyosawa	.....	D2/954
D377,260	S	*	1/1997	Bramani	.....	D2/954
D392,449	S	*	3/1998	Worthington	.....	D2/957
D433,790	S	*	11/2000	Oliver	.....	D2/957
D473,042	S	*	4/2003	Wilson	.....	D2/960
D515,793	S	*	2/2006	Huard	.....	D2/957
D556,985	S	*	12/2007	Schoenborn et al.	.....	D2/953
D588,791	S	*	3/2009	Nelson	.....	D2/957
D593,290	S	*	6/2009	Chen	.....	D2/953

D605,385	S	*	12/2009	Andersen et al.	.....	D2/960
D605,839	S	*	12/2009	Horton	.....	D2/959
D607,633	S	*	1/2010	Mongelli	.....	D2/947
D613,489	S	*	4/2010	Horton	.....	D2/957
D621,595	S	*	8/2010	McClaskie	.....	D2/957
D626,735	S	*	11/2010	McClaskie	.....	D2/959
D643,195	S	*	8/2011	Yi	.....	D2/957
2006/0283043	A1	*	12/2006	Lamstein	.....	36/3 B
2008/0148598	A1	*	6/2008	Schoenborn	.....	36/28
2011/0192054	A1	*	8/2011	Wojnar et al.	.....	36/103
2011/0302809	A1	*	12/2011	Kim	.....	36/103

\* cited by examiner

*Primary Examiner* — T. Chase Nelson

(74) *Attorney, Agent, or Firm* — Barnes & Thornburg, LLP;  
Mark J. Nahnsen

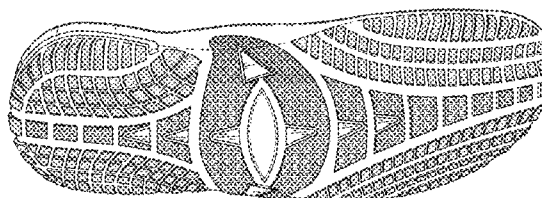
(57) **CLAIM**

The ornamental design for a shoe sole, as shown and described.

**DESCRIPTION**

FIG. 1 is a first side view of a shoe sole;  
FIG. 2 is a second side view of the shoe sole;  
FIG. 3 is a front view of the shoe sole; and  
FIG. 4 is rear view of the shoe sole.  
FIG. 5 is a top view of the shoe sole; and  
FIG. 6 is a bottom view of the shoe sole.  
The portion within the broken line boundary forms no part of the claimed design.

**1 Claim, 5 Drawing Sheets**



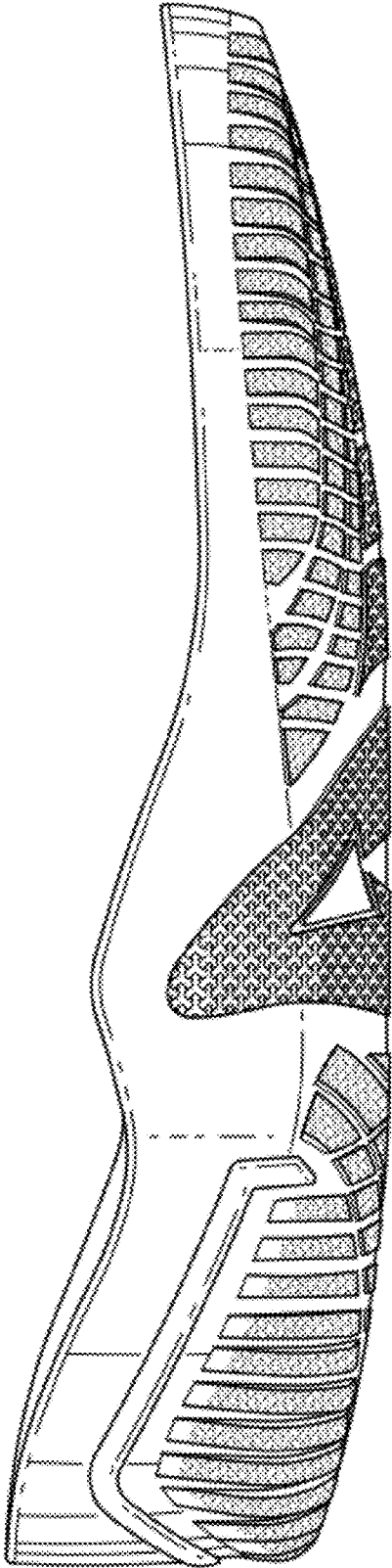


FIG. 1



FIG. 2

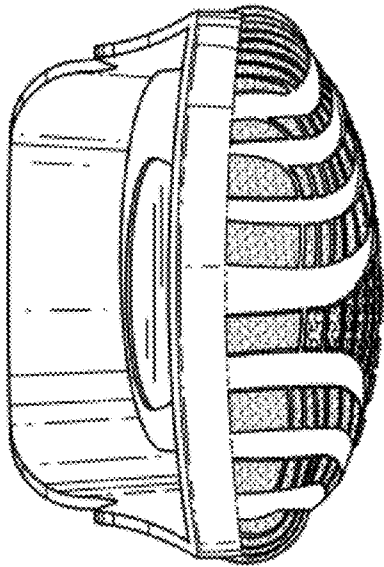


FIG. 3

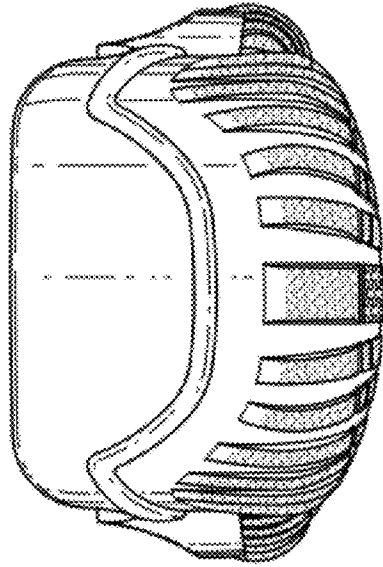


FIG. 4

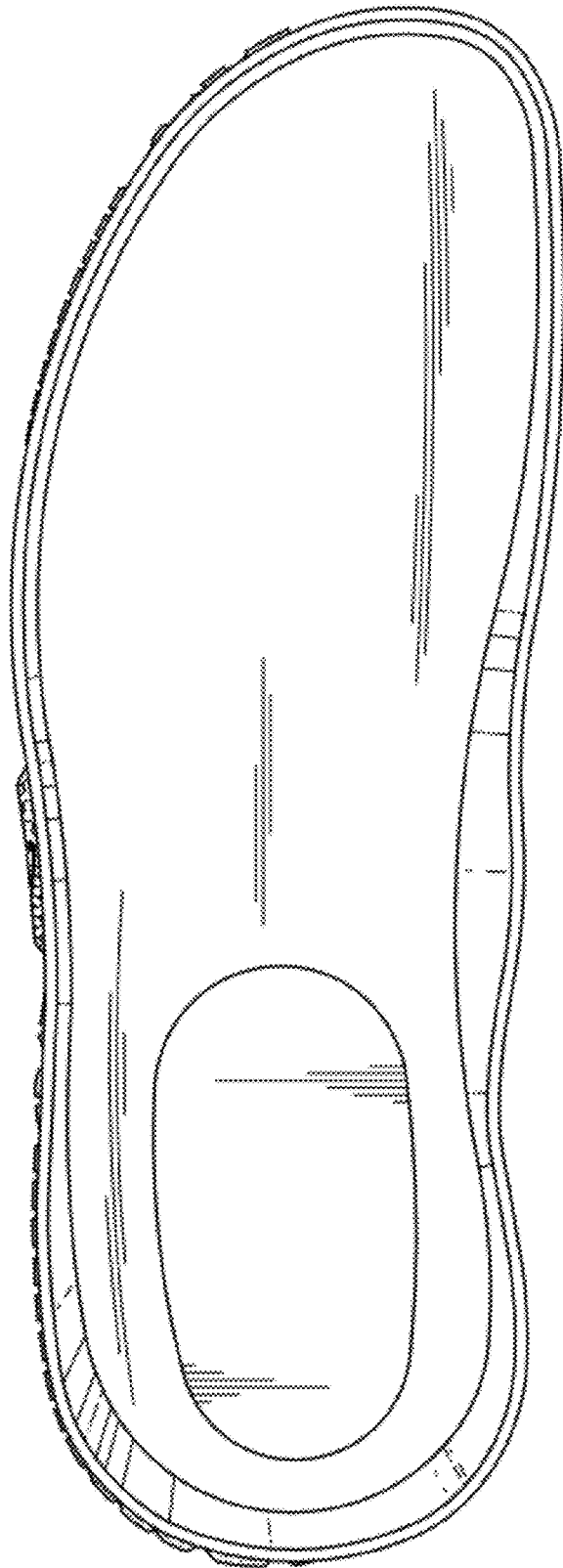


FIG. 5

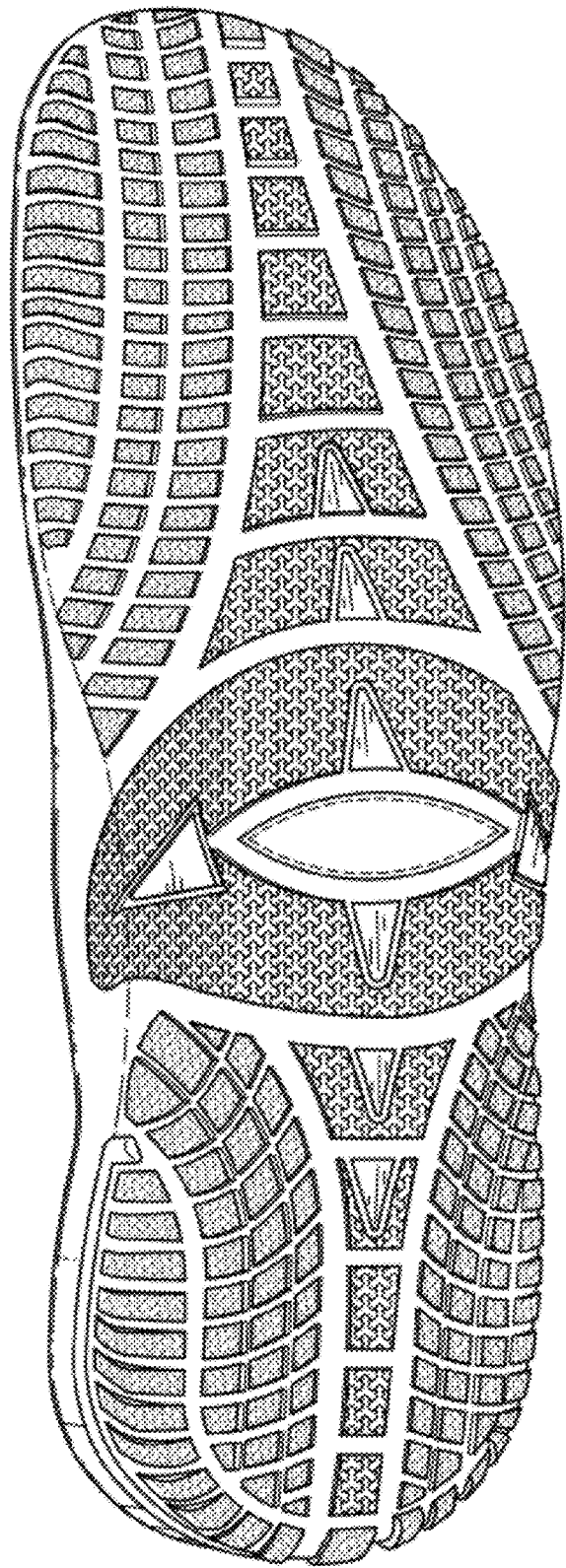


FIG. 6