



US00D689673S

(12) **United States Design Patent**
Kampff

(10) **Patent No.:** **US D689,673 S**

(45) **Date of Patent:** **** Sep. 17, 2013**

(54) **SHOE**

(75) Inventor: **Patrick Kampff**, Sao Paulo (BR)

(73) Assignee: **Alparagatas, S.A.**, Sao Paulo (BR)

(**) Term: **14 Years**

(21) Appl. No.: **29/408,041**

(22) Filed: **Dec. 6, 2011**

(30) **Foreign Application Priority Data**

Oct. 21, 2011 (EM) 001936071

(51) **LOC (9) Cl.** **02-04**

(52) **U.S. Cl.**

USPC **D2/944**; D2/908

(58) **Field of Classification Search**

USPC D2/902, 906-908, 944, 947, 969,
D2/972-974, 977; 36/45, 50.1, 77 M, 77 R,
36/83, 88, 113, 114, 126-131

See application file for complete search history.

(56) **References Cited**

U.S. PATENT DOCUMENTS

D18,186 S *	3/1888	Booth	D2/944
D125,090 S *	2/1941	Merritt	D2/944
D360,064 S *	7/1995	Verin	D2/908
D459,068 S *	6/2002	Huard et al.	D2/969
D563,642 S *	3/2008	Horne et al.	D2/969
D632,885 S *	2/2011	Grangaard et al.	D2/977

* cited by examiner

Primary Examiner — Dominic Simone

(74) *Attorney, Agent, or Firm* — R. Blake Johnston, Esq.;
DLA Piper LLP US

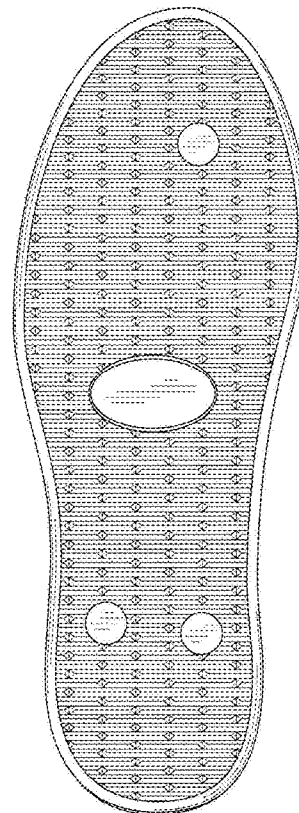

(57) **CLAIM**

The ornamental design for a shoe, as shown.

DESCRIPTION

FIG. 1 is a perspective view of the shoe;
FIG. 2 is a front elevational view of the shoe;
FIG. 3 is a rear elevational view of the shoe;
FIG. 4 is a left side elevational view of the shoe;
FIG. 5 is a right side elevational view of the shoe;
FIG. 6 is a top plan view of the shoe; and,
FIG. 7 is a bottom plan view of the shoe.

1 Claim, 6 Drawing Sheets



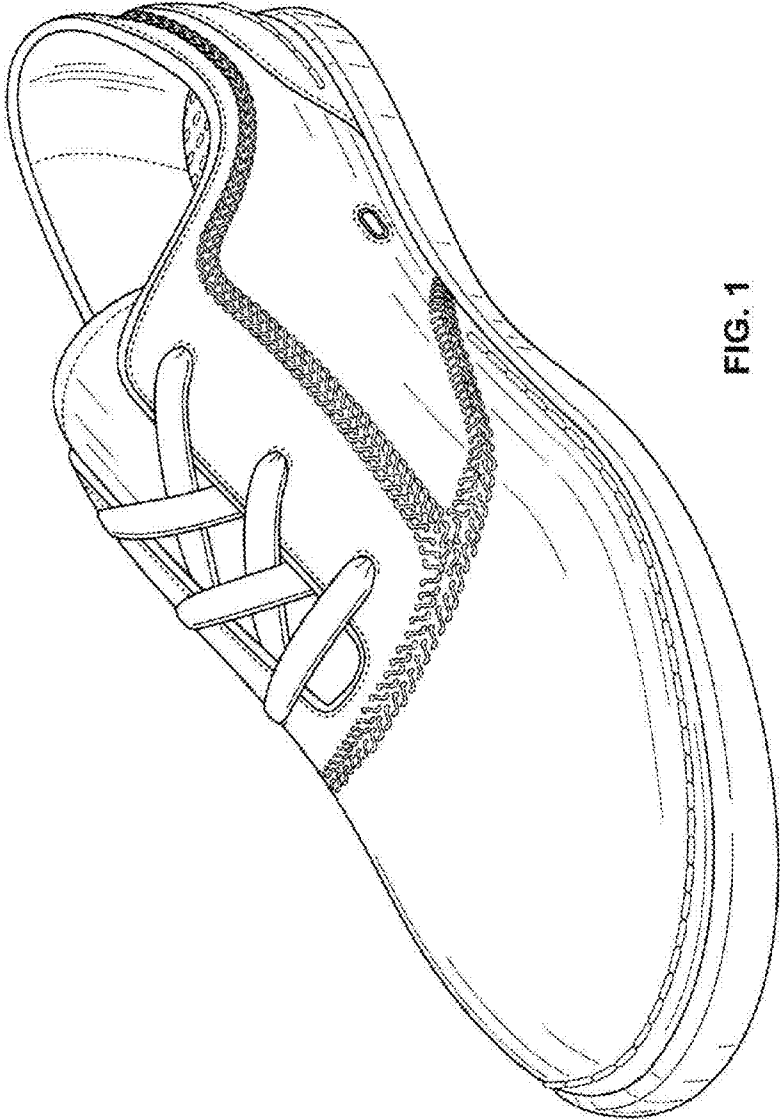


FIG. 1

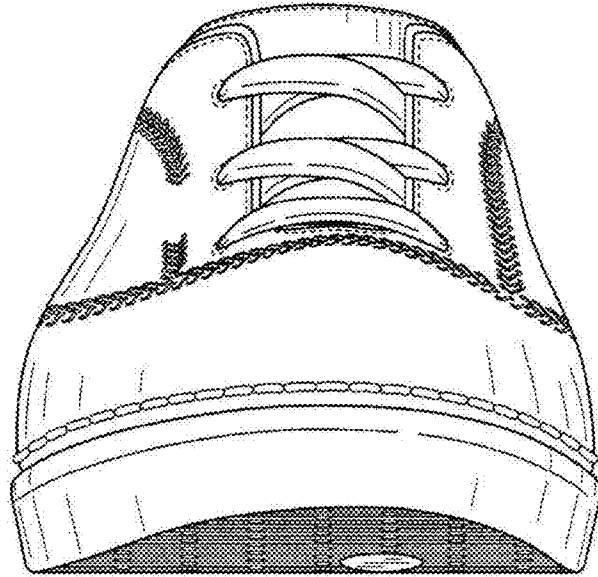


FIG. 2

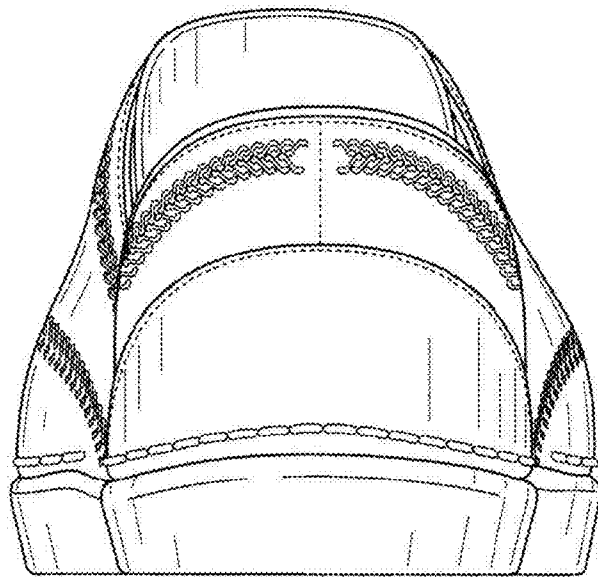


FIG. 3

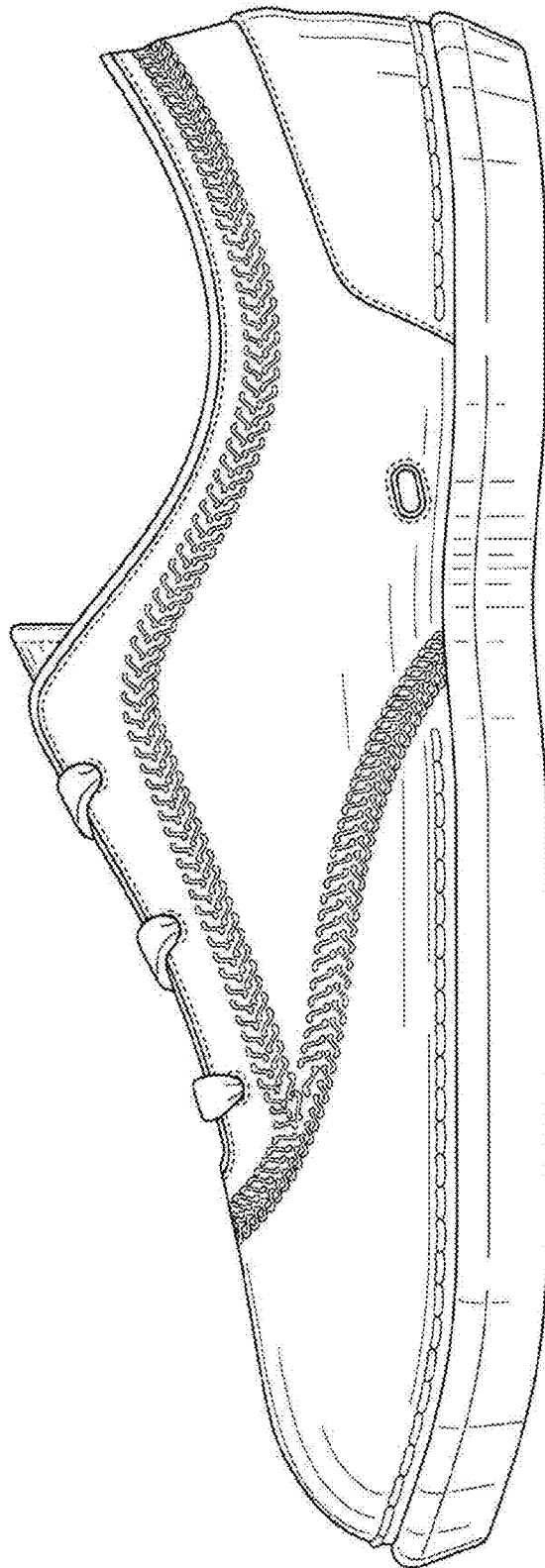


FIG. 4

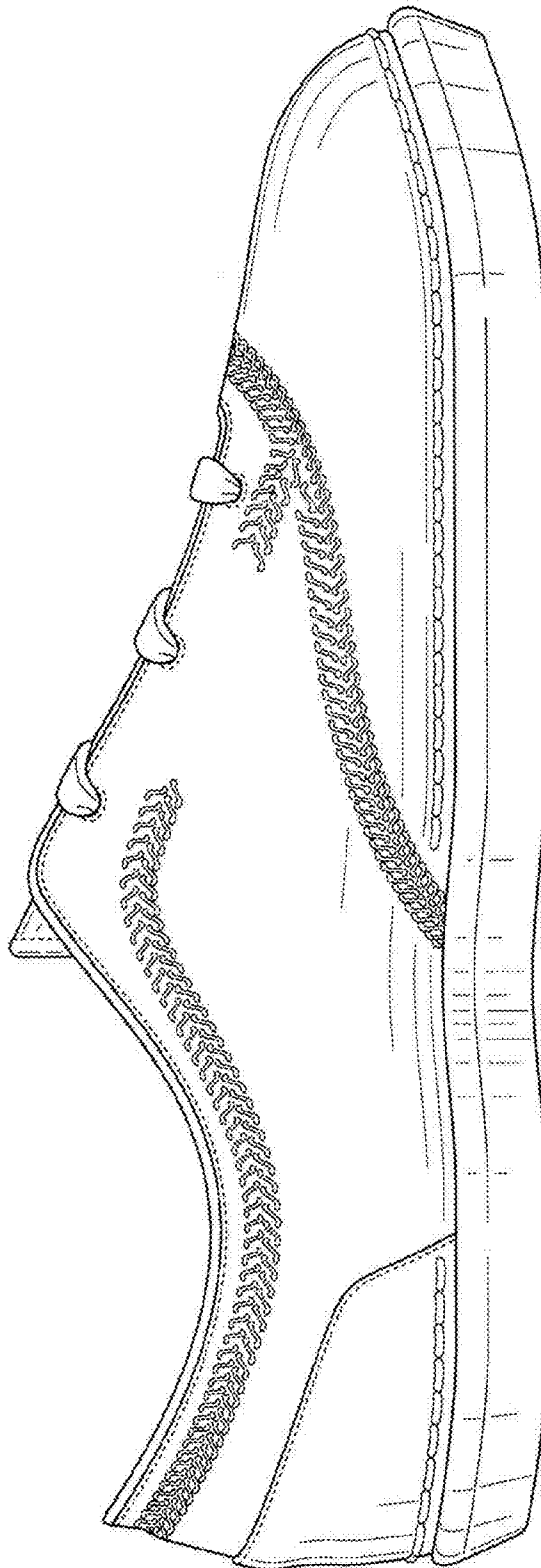


FIG. 5

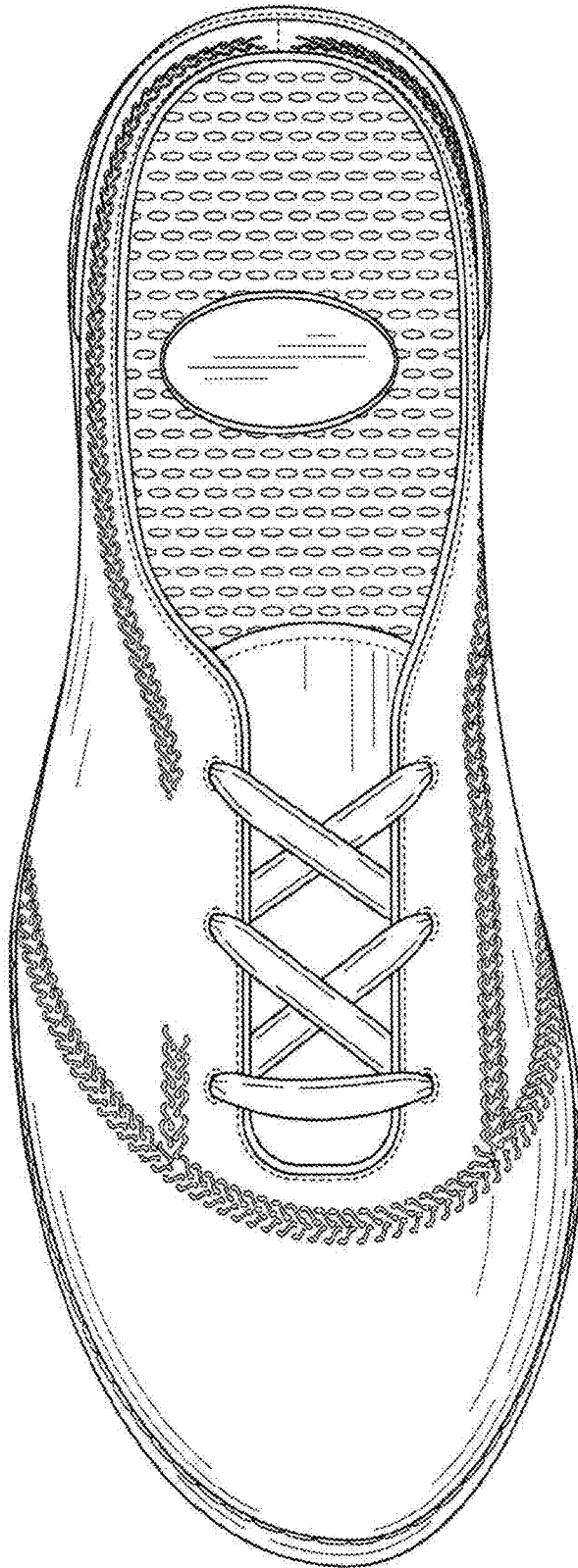


FIG. 6

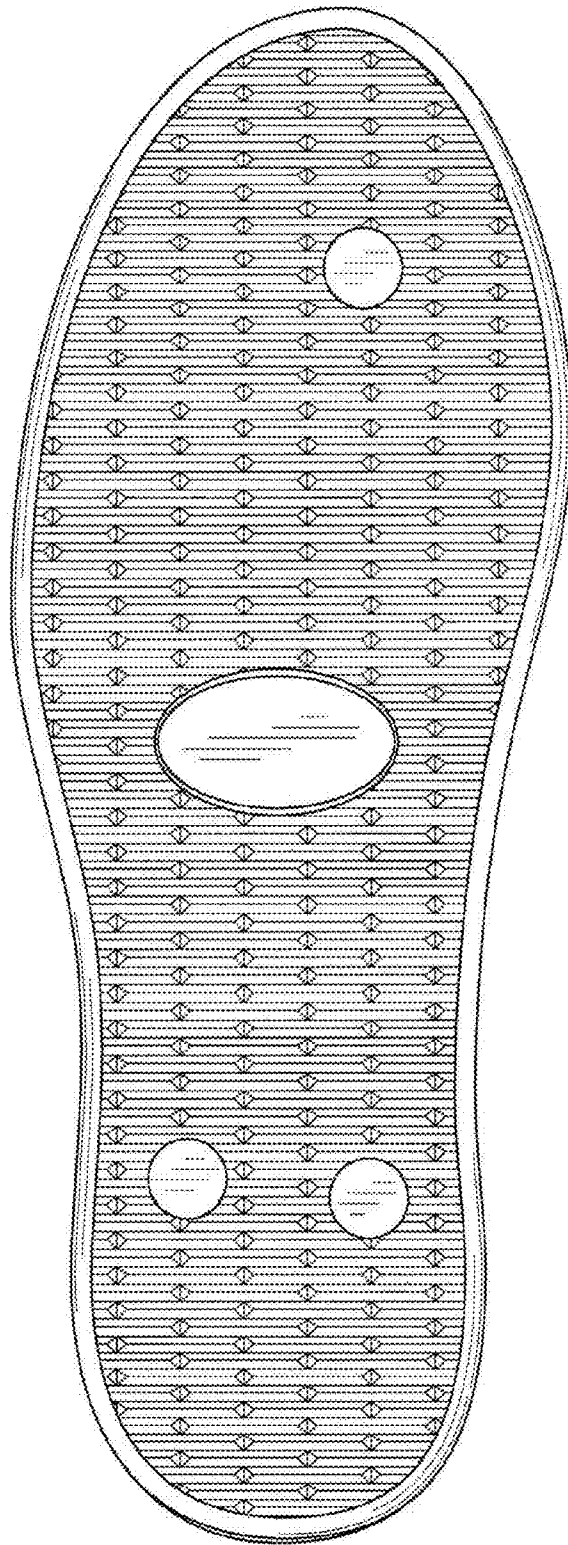


FIG. 7