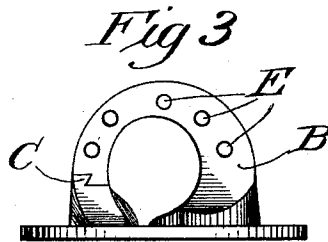
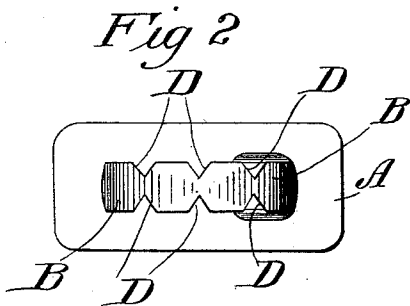
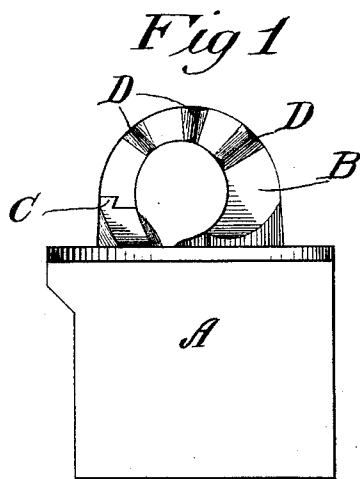


(No Model.)

W. F. BEASLEY.
PADLOCK.

No. 415,187.

Patented Nov. 19, 1889.



Witnesses
J. W. Gilhuley,
W. J. Hawland

Inventor
William F. Beasley
By *J. W. Smith, Jr.*

att'y.

UNITED STATES PATENT OFFICE.

WILLIAM F. BEASLEY, OF OXFORD, NORTH CAROLINA.

PADLOCK.

SPECIFICATION forming part of Letters Patent No. 415,187, dated November 19, 1889.

Application filed June 21, 1889. Serial No. 315,047. (No model.)

To all whom it may concern:

Be it known that I, WILLIAM F. BEASLEY, a citizen of the United States, residing at Oxford, in the county of Granville and State of North Carolina, have invented certain new and useful Improvements in Locks; and I do hereby declare the following to be a full, clear, and exact description of the invention, such as will enable others skilled in the art to which it appertains to make and use the same.

My invention relates to locks, but has special reference to the construction of the shackle of a padlock, and has for its object to so construct said shackle that it cannot be bent to one side to release the usual staple without destroying the shackle.

In register-locks, especially such as are commonly used by the United States Government, the main feature is the registering mechanism, while the lock itself is not considered of much importance, and is therefore of a very simple and ordinary construction. In such locks the safety resides in the fact that in order to release the staple which is engaged by the shackle the latter must be raised or turned to one side, thereby causing such lock to register and thus afford a tell-tale as against tampering. Now, as a matter of fact, it has been found possible to actually bend the nose of the shackle away from its seat and then withdraw said shackle from the staple without operating the registering mechanism, and, finally, to bend back the shackle to normal position. This tampering can be effected in the instance of any open-nosed shackle, or, in other words, any shackle

which does not lock at the nose, and it is the sole aim of this invention to overcome this defect.

In the accompanying drawings, Figure 1 is an elevation of a lock having a shackle constructed in accordance with my invention; Fig. 2, a plan of the same, and Fig. 3 a modification of my invention.

Similar letters denote like parts in the several figures.

A is the lock-casing; B, the shackle, and C the shackle-stump.

D are notches cut in the sides of the shackle to impair its strength, so that any attempt to bend said shackle will result in breaking or cracking the same, thus affording a means for the detection of such attempt. Holes E may be bored through the shackle, as seen at Fig. 3, instead of cutting the notches, the gist of my invention resting in the broad idea of cutting away at various points the stock of the shackle.

Having thus described my invention, what I claim as new, and desire to secure by Letters Patent, is—

1. In a padlock, the shackle having its stock cut away at various points, substantially as set forth.

2. The open-nosed shackle having cut therein notches, substantially as set forth.

In testimony whereof I affix my signature in presence of two witnesses.

WILLIAM F. BEASLEY.

Witnesses:

GEO. MCCAFFRAY,
R. P. H. STAUB.