United States Patent [19]

Yu

[11] **Patent Number: Des. 306,285**

[45] **Date of Patent: ** Feb. 27, 1990**

[54] **PORTABLE PERSONAL COMPUTER OR SIMILAR ARTICLE**

[75] Inventor: **Chien T. Yu**, Panchiao, Taiwan

[73] Assignee: **P & C Shiten Enterprise Co., Ltd.**, Taipei, Taiwan

[**] Term: **14 Years**

[21] Appl. No.: **130,965**

[22] Filed: **Dec. 10, 1987**

[52] **U.S. Cl.** **D14/106**

[58] **Field of Search** ..... D14/100, 102, 105, 106, D14/107, 109, 113, 115; D18/1, 2, 6, 7, 11, 12, 13; 340/700, 706, 711, 712; 341/22, 23; 364/706-710, 130, 144, 189; 235/145 A, 145 R; 400/680, 681, 682, 685, 690.1, 691, 693; 312/208; 358/249, 254, 248

[56] **References Cited**

U.S. PATENT DOCUMENTS

D. 290,256 6/1987 Sapper D14/106
D. 299,031 12/1988 Sugano D14/106

FOREIGN PATENT DOCUMENTS

0192119 11/1983 Japan 400/682

Primary Examiner—Susan J. Lucas
Assistant Examiner—Freda S. Nunn
Attorney, Agent, or Firm—Ladas & Parry

[57] **CLAIM**

The ornamental design for portable personal computer or similar article, as shown and described.

DESCRIPTION

FIG. **1** is a front elevational view of a portable personal computer or similar article showing my new design;
FIG. **2** is a rear elevational view thereof;
FIG. **3** is a left side elevational view thereof;
FIG. **4** is a right side elevational view thereof;
FIG. **5** is a top plan view thereof;
FIG. **6** is a bottom plan view thereof;
FIG. **7** is a top, front, right side perspective view thereof;
FIG. **8** is a top, front, right side perspective view thereof, the cover being closed.

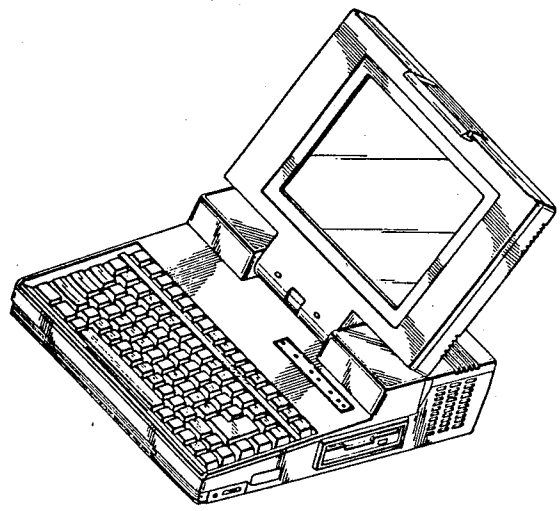

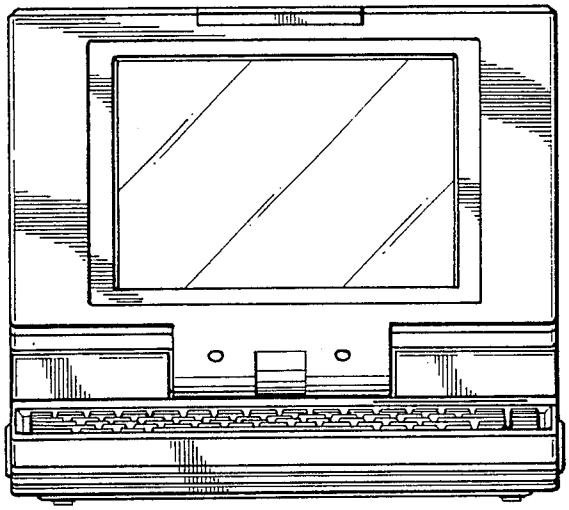

FIG. 1

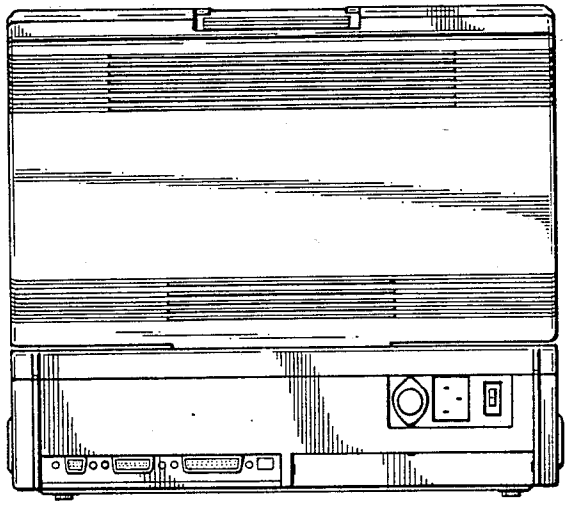

FIG. 2

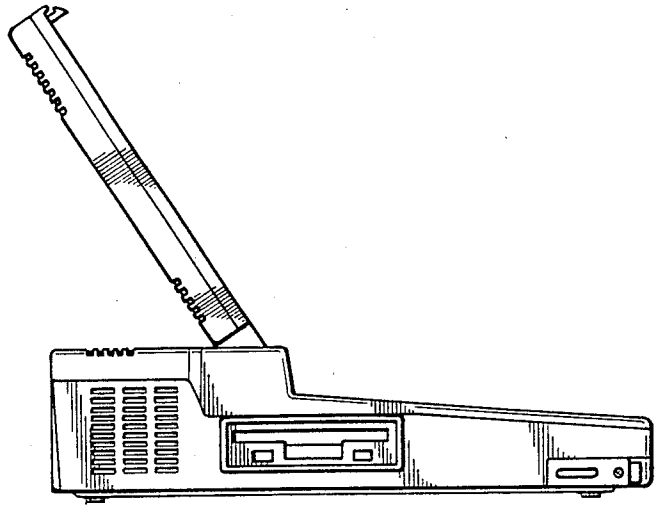

FIG. 3

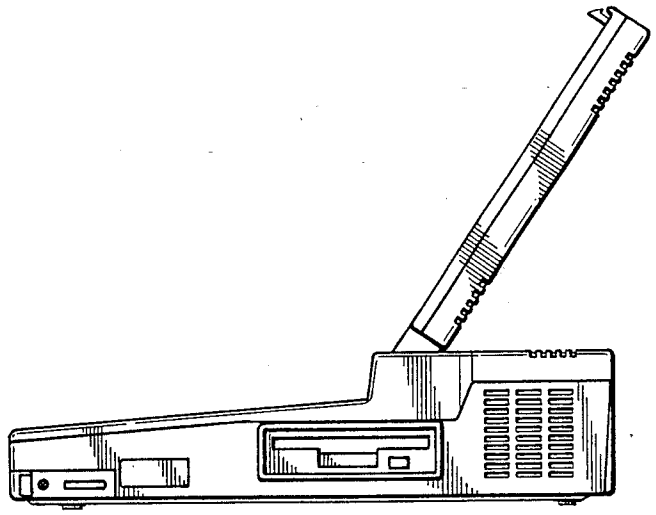

FIG. 4

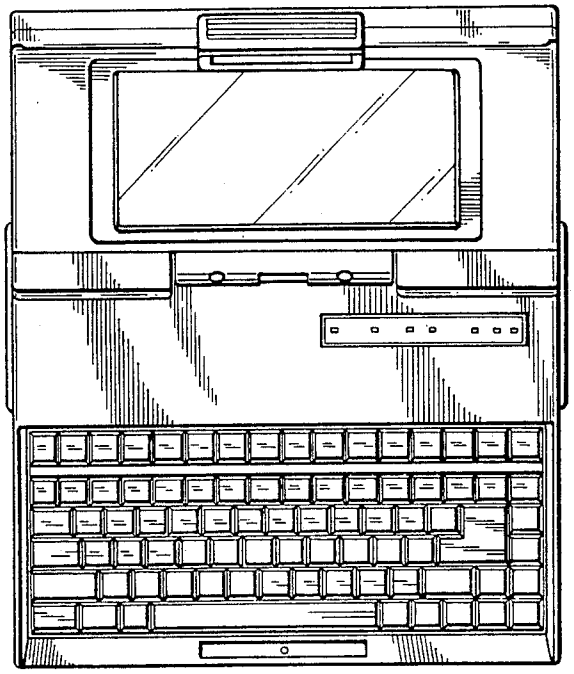

FIG. 5

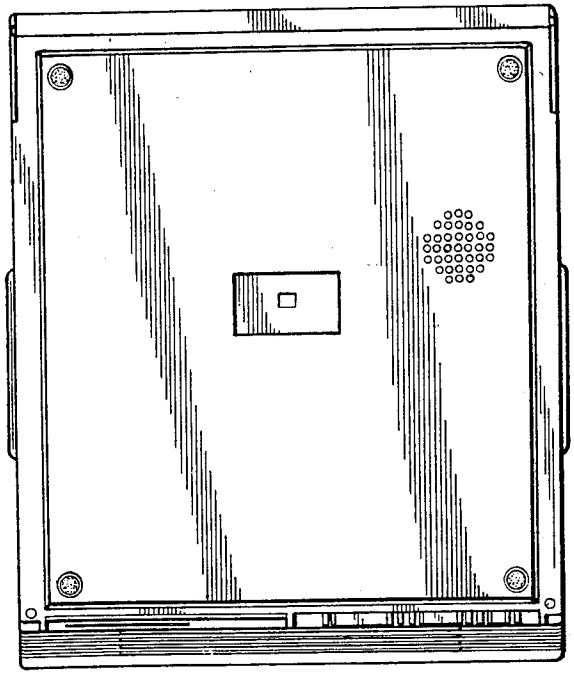

FIG. 6

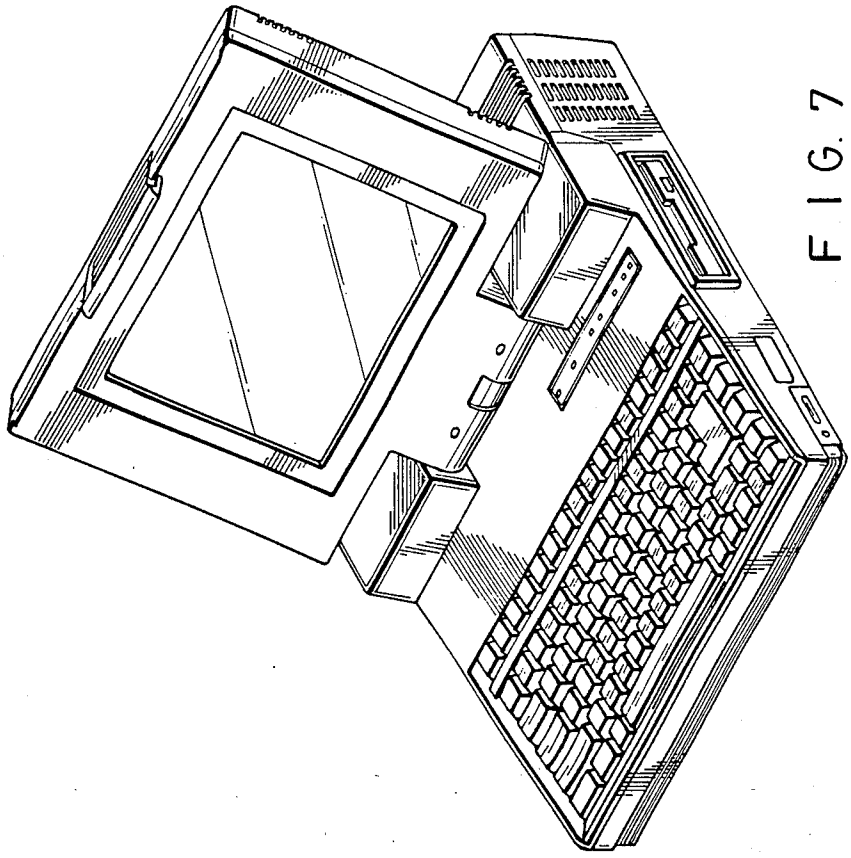

FIG. 7

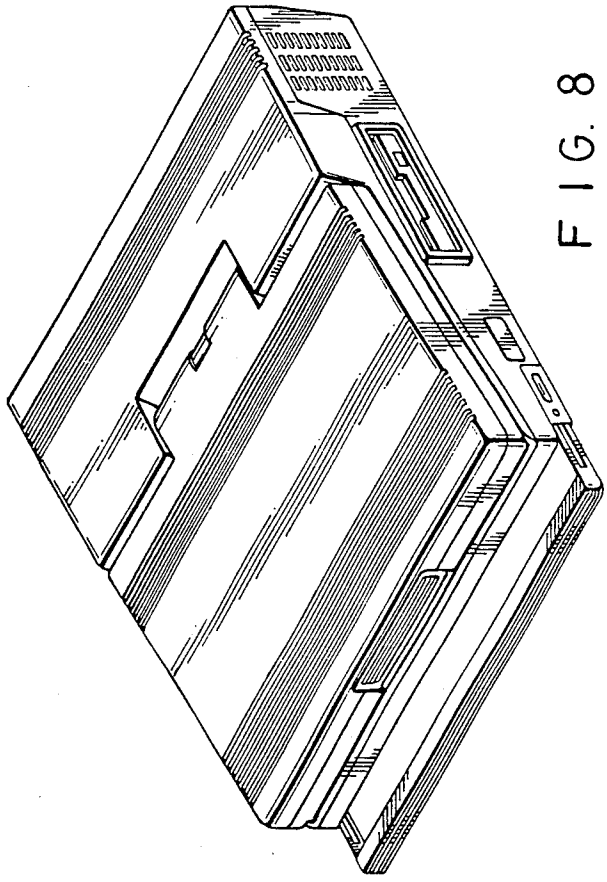

FIG. 8